

Privredna banka Zagreb d.d.

Annual report

31 December 2020

PRIVREDNA BANKA ZAGREB d.d.

Table of contents

Introduction.....	3
Report from the President of the Supervisory Board.....	6
Management Board report of the Status of the Bank.....	9
Management Board report of the Status of the Group.....	15
Macroeconomic developments in Croatia in 2020	19
Business description of the Bank.....	26
Business description of the Group	42
The statement on the implementation of corporate governance code	45
Responsibilities of the Management and Supervisory Boards for the preparation and approval of the separate and consolidated financial statements, other information and supplementary information	63
Independent Auditor's Report	64
Income statement	71
Statement of comprehensive income	72
Statement of financial position	73
Statement of cash flows	75
Statement of changes in equity	78
Notes to the financial statements	81
Appendix 1 - Supplementary forms required by local regulation	229
Appendix 2 - Supplementary financial statements in EUR (unaudited).....	269
Appendix 3 – Other legal and regulatory requirements.....	272

PRIVREDNA BANKA ZAGREB d.d.

Introduction

The Management Board of Privredna banka Zagreb d.d. has the pleasure of presenting its Annual report to the shareholders of the Bank. This comprises a summary of financial information, Management Board reports for the Bank and the Group, the audited financial statements and the accompanying audit report, supplementary forms required by local regulation and unaudited supplementary statements in EUR and other information. Audited financial statements are presented for the Group and the Bank.

Croatian and English version

This document comprises the Annual Report which also includes separate and consolidated financial statements of Privredna banka Zagreb d.d. for the year ended 31 December 2020 in the English language. This report is also published in the Croatian language for presentation to shareholders at the Annual General Meeting.

Legal status

The separate and consolidated financial statements are prepared in accordance with International Financial Reporting Standards as adopted by European Union (hereinafter: EU) and audited in accordance with International Standards on Auditing.

The Annual Report is prepared in accordance with the provisions of the Companies Act and the Accounting Law, which require the Management Board to report to shareholders of the company at the Annual General Meeting.

Abbreviations

In this Annual Report, Privredna banka Zagreb d.d. is referred to as “the Bank” or “PBZ” or as “Privredna banka Zagreb”, and Privredna banka Zagreb d.d., together with its subsidiaries and associates undertakings are referred to collectively as “the Group” or “the Privredna banka Zagreb Group”.

The central bank, the Croatian National Bank, is referred to as “the CNB”. The European Bank for Reconstruction and Development is referred to as “EBRD”.

In this report, the abbreviations “HRK thousand”, “HRK million”, “USD thousand”, “USD million”, “CHF thousand”, “CHF million”, “EUR thousand”, “EUR million” and “BAM thousand” or “BAM million” represent thousands and millions of Croatian kunas, US dollars, Swiss francs, Euros and Bosnian convertible marks respectively.

Exchange rates

The following mid exchange rates set by the CNB ruling on 31 December 2020 have been used to translate balances in foreign currency on that date:

CHF 1	=	6.948 HRK
USD 1	=	6.139 HRK
EUR 1	=	7.537 HRK
BAM 1	=	3.854 HRK

PRIVREDNA BANKA ZAGREB d.d.

Introduction (continued)

Who we are and what we do

We are a leading Croatian financial services group engaged in retail and corporate banking, credit card operations, investment banking, private banking, leasing, investment management services and real estate activities. We operate in the entire area of Croatia, Slovenia and in Bosnia and Herzegovina and employ over four thousand people.

Our mission is to permanently and effectively utilize all of the resources at our disposal to continuously improve all aspects of our business activities, including human resources, technology and business processes.

Our vision is to be a model company and centre of excellence in creating new value, as well as provision of high-quality service in all of our activities for the benefit of our clients, the community, our stakeholders and our employees.

<p>1,992 thousand TOTAL CUSTOMERS</p> <p>1,881 thousand CURRENT ACCOUNTS</p>	<p>HRK111.4 billion TOTAL CUSTOMERS' FUNDS*</p> <p>HRK 15.9 billion ASSETS UNDER CUSTODY</p>	<p>608,932 INTERNET BANKING USERS</p> <p>254 TOTAL BRANCHES</p>
<p>1,141 ATM MACHINES</p> <p>937 DAY AND NIGHT VAULTS</p>	<p>HRK 85 billion TOTAL GROSS LOANS</p> <p>HRK 18.7 billion TOTAL HOUSING LOANS</p>	<p>2,906 thousand TOTAL CARDS ISSUED</p> <p>38,716 EFT POS</p>

**Comprises customers deposits, assets under management and assets under custody*

PRIVREDNA BANKA ZAGREB d.d.

Introduction (continued)***Five year summary and financial highlights***

(in HRK million)

Group	2020	2019	2018	2017	2016**
Income statement and statement of financial position					
Total gross revenue	4,900	5,720	5,727	5,797	6,294
Net interest income	2,616	2,813	2,813	2,979	2,950
Net operating income	4,297	4,920	4,859	4,919	5,224
Net profit for the year	1,025	1,738	1,720	1,295	1,739
Total assets	128,322	117,917	112,086	104,054	99,708
Loans and advances to customers	75,087	70,565	66,897	65,169	65,177
Due to customers	99,461	89,876	85,938	78,827	74,284
Shareholders' equity attributable to equity holders of the Bank	17,455	16,319	16,036	15,725	15,626
Other data (as per management accounts)					
Return on average equity	5.40%	9.80%	10.21%	8.10%**	10.83%
Return on average assets	0.76%	1.33%	1.47%	1.20%**	1.68%
Assets per employee	25.3	22.6	21.2	20.4**	20.1
Cost income ratio	45.90%	42.20%	44.20%	42.70%**	38.66%

**Presented information does not include Veneto banka dd (subsidiary acquired and merged in 2018)

(in HRK million)

Bank	2020	2019	2018	2017	2016
Income statement and statement of financial position					
Total gross revenue	3,391	4,501	3,885	4,315	4,532
Net interest income	2,048	2,189	2,207	2,374	2,335
Net operating income	3,043	3,998	3,321	3,815	3,839
Net profit for the year	817	1,880	1,380	1,443	1,605
Total assets	95,924	87,440	82,961	75,497	72,050
Loans and advances to customers	51,170	47,188	45,611	44,562	45,667
Due to customers	73,155	65,890	63,042	57,173	54,108
Shareholders' equity attributable to equity holders of the Bank	15,551	14,661	14,151	13,755	12,769
Other data (as per management accounts)					
Return on average equity	5.40%	13.40%	10.10%	11.10%	13.44%
Return on average assets	0.85%	2.11%	1.65%	1.80%	2.13%
Assets per employee	27.2	24.5	22.8	21.8	21.3
Cost income ratio	42.30%	32.90%	41.50%	35.30%	38.36%

PRIVREDNA BANKA ZAGREB d.d.

Report from the President of the Supervisory Board

On behalf of the Supervisory Board of Privredna banka Zagreb dd., I am honored to present you the business results of the Bank and the Group for the year 2020.

Caused by the spread of the coronavirus pandemic during the first quarter 2020, economic activity encountered a series of restrictions and changes that profoundly transformed standard ways of doing business. An almost complete lockdown of service activities, disruption of movement of people, and standstills in the production chains and circulation of goods, accompanied by high uncertainty and change in the consumer behavior led to a sharp economic contraction in the first semester and an estimate that the global economy in 2020 shall record a sizeable decline.

Given the fact that the local economy nurtures the high share of service activities in the gross domestic product, especially tourism, by introducing the stringent lockdown measures in mid-March, Croatia was included in the list of countries that would be most severely affected by the coronavirus economic shock. Over the first three quarters a reduction of the gross domestic product was recorded, and it is estimated that amid worsening epidemiological situation followed by the introduction of specific restrictive measures in this year's last quarter, the decline throughout the entire year will amount to around minus 8.9 percent. A sharper decline was surely prevented by a quick and adequate response from both fiscal and monetary policy-makers. Simultaneously the central bank also adopted a series of measures to preserve the exchange rate stability, liquidity and government securities market, while commercial banks embarked on approving moratoria on credit obligations. An additional shock in this year was brought by two powerful earthquakes, the first that hit Zagreb and its surrounding area and the second that devastated Petrinja and its surrounding area. Further stressing this gloomy economic environment, it is visible that economic movements in most important Croatian foreign trade partners during 2020 were also marked by a sharp coronavirus pandemic shock and high level of uncertainty, which led to a strong contraction.

However, 2020 also brought several positive developments. Thus, following a successfully conducted comprehensive assessment of five Croatian banks, in mid-July Croatia entered the European Union's Exchange Rate Mechanism (ERM II). Simultaneously, also a close cooperation has been established between the Croatian National Bank and the European Central Bank, i.e. accession to the banking union, by which also the formal path has been initiated towards the scheduled introduction of euro in early 2023.

In this challenging environment the PBZ Group managed to stabilize its business and to control risks arising from its transactions far better than our peers. We coped more than adequate, thus fully protected our capital base, deposits and liquidity. This good result was achieved by application of our long-term strategy built around conservatism in identification and measurement of all risks arising from our daily operations and full dedication to client-oriented approach in all stages of our activities. Moreover, the PBZ Group maintains a comfortable structural liquidity position, given its stable customer deposit base, appropriate sources of long-term funding and its shareholders' equity. Mix of all those elements enabled us to be truly proud of the strength and resiliency that have been proven in such circumstances. We succeeded in both retaining the value of our Group and giving contribution to the society in which we operate.

We have timely recognized and properly managed the increasing level of risk caused by the COVID-19 outbreak. Consequently, we have immediately reacted and aligned recovery processes and strategies to proactively manage clients impacted by the pandemic. All these measures were fully aligned with European Banking Authority Guidelines and circular letters of Croatian National Bank (in Bosnia and Herzegovina and Slovenia aligned to their local regulation), ensuring that the treatment of non-legislative moratoria is consistent with the moratoria applied through the legislation.

Until the 31 December 2020 at the PBZ Group level 15,248 moratoria requests have been approved for 22,341 loans with the exposure of HRK 11.3 billion, corresponding to 15.3 percent of the total portfolio. Almost half of these relief measures have already expired until the end of 2020 and the Bank and members of the PBZ Group closely monitor performance of these positions during and after the expiration of moratoria measure in order to timely and proactively identify increased credit risk in portfolio and recognize associated costs through profit and loss accounts. As of 31 December 2020, share of active moratoria represents 7.9 percent of balance sheet loan exposure.

As a result, our proactive credit risk management and execution of well-defined and timely-adjusted collection strategies have managed to keep non-performing loans share at the same level as previous year.

PRIVREDNA BANKA ZAGREB d.d.

Report from the President of the Supervisory Board (continued)

During 2020 we placed special attention to shaping ourselves into becoming prominent partner to the local economy. We are constantly focused on enhancement of our services and development of new and innovative products. Hence, we increased our placements in all business segments where we operate. I am specially satisfied that despite the previously mentioned challenging market conditions we managed to preserve the placements in Small and Medium Enterprises and Corporate segments as well.

Total gross revenue for the PBZ Group amounted to HRK 4.9 billion. Consolidated net operating income equaled HRK 4.3 billion, whereas net profit recorded HRK 1,025 billion (HRK 978 million attributable to the equity holders of the Bank). Our cost/income ratio, an efficiency key measure, equals 45.9 percent, while the return on average equity reached 5.4 percent. These are all very satisfactory figures consistently representing strong performance throughout the years.

In 2020 the PBZ Group further reinforced its position as one of Croatia's foremost banks in terms of productivity, returns and value creation for its shareholders. We are the second largest group in the country with a strong customer base. Both revenues and profitability in the PBZ Group are well balanced in all market segment thus successfully mitigating any burdens that concentration risk might impose.

Apart from this, I am proud to report that the PBZ Group is very committed to the role of being socially responsible company and an important member of business community in the country.

Consequently, both the Bank and the Group have a proactive role in encouraging corporate social responsibility initiatives and projects, with constant dedication to supporting the local community. We are the leading donor in the country and unrivalled among peers regarding donations to healthcare institutions in combating the COVID-19 pandemic as well as repairing the consequences of the devastating earthquakes that hit Zagreb and its surroundings and Sisak-Moslavina County last year. Among our corporate social responsibility projects, I would like to single out our Visa Card with a Heart project, unique in the country, which supports our Doing Good Every Day initiative. For over a decade, this initiative has served to continuously support national, long-term projects for the well-being of children and young people, while also responding to our society's current needs. Within this project our Group has so far made 54 donations, including children's hospitals and paediatric wards and social care homes across Croatia.

Looking ahead, the present economic climate suggests that the respective environment in 2021 will nevertheless remain challenging. Therefore, a continued focus by management on overseeing asset quality, maintaining optimal product mix as well as an active monitoring of operating costs will be crucial. We have the ability to overcome the near-term challenges. Furthermore, we are well positioned to earn benefits from the present and future trends in growing integration of the Croatian market into the global financial markets. Given our business model, these trends present a significant growth opportunity for us.

On behalf of the Supervisory Board, I would like to express my gratitude and appreciation to all the employees of the Group for their commitment and valued contribution. I would also like to thank the Management Board for its strong leadership and outstanding performance.

Report on the performed supervision in the year 2020

In 2020 the Supervisory Board of the Bank performed duties in conformity with the law, the Bank's Articles of Association, and Rules of Procedure of the Supervisory Board of the Bank. In the course of 2020 the Supervisory Board held 19 meetings with either physical presence of members, videoconference or by letter. Meetings were held by letter in cases of utmost urgency or in the case when calling a meeting with physical presence of members was not possible for objective reasons. Four regular meetings that considered financial reports were held within the deadlines prescribed by law and the Articles of Association. In order to prepare the decisions that fall within its competence and supervise the implementation of the previously adopted decisions, the Supervisory Board of the Bank was provided with the assistance of Audit Committee, which regularly reported on their work at the meetings of the Supervisory Board. In 2020, the Audit Committee held 6 meetings where it discussed the processes within its competence. In accordance with its legal responsibility, the Supervisory Board of the Bank has examined the Annual Financial Statements and Consolidated Annual Financial Statements of the Bank for 2020, Report on the Operation of the Bank and its Subsidiaries and Draft Decision on the Allocation of the Bank's Profit Earned in 2020, that were all submitted by the Management Board of the Bank. The Supervisory Board made no remarks on the submitted reports. In that respect, the Supervisory Board established that the Annual Financial Statements and Consolidated Annual Financial Statements were prepared in accordance with the balances recorded in the business books and that they impartially disclosed the assets and financial status of the Bank and the PBZ Group, which was also confirmed by the external auditor BDO Croatia d.o.o., Zagreb, the company that had audited the financial statements for 2020.

PRIVREDNA BANKA ZAGREB d.d.

Report from the President of the Supervisory Board (continued)

Report on the performed supervision in the year 2020 (continued)

Since the Supervisory Board has given its consent regarding the Annual Financial Statements and Consolidated Annual Financial Statements of the Bank for 2020, the respective financial statements are considered to have been confirmed by the Management Board and by the Supervisory Board of Privredna banka Zagreb pursuant to the provisions of Art. 300.d of the Companies Act. The Supervisory Board of the Bank accepted the report of the Management Board on the operation of Privredna banka Zagreb and its subsidiaries and it agreed that the Bank's net profit totaling HRK 816,991,604.32, earned in the year that ended on 31 December 2020, should be allocated to reserves.

Ignacio Jaquotot

President of the Supervisory Board



4 March 2021

PRIVREDNA BANKA ZAGREB d.d.

Management Board report of the Status of the Bank

Distinguished shareholders,

I am honoured to present you the Annual Report and Financial Statements of Privredna banka Zagreb dd and PBZ Group for the year ended on 31 December 2020.

Following the worldwide introduction of stringent measures against the spread of the coronavirus pandemic during the first quarter 2020, economic activity encountered a series of restrictions and changes that profoundly transformed standard ways of doing business. An almost complete lockdown of service activities, disruption of movement of people, and stand-stills in the production chains and circulation of goods, accompanied by high uncertainty and change in the consumer behaviour led to a sharp economic contraction in the first semester and an estimate that the global economy in 2020 shall record a sizeable decline.

Despite these gloomy circumstances, we are nurturing cautious optimism that our and surrounding economies will start to recover in the forthcoming period, so we have tailored our business strategy accordingly. As we have consistently been proving our operations to be resilient and sound, we remained strong and agile and readily faced all challenges brought by this troubled economic and social environment. Therefore, Privredna banka Zagreb dd and its subsidiaries, supported by our strategic partner Intesa Sanpaolo, managed to outperform our peers in majority of the most relevant business aspects. We continued executing our adaptable business strategy built around customer relations and well-diversified source of income, thus keeping a steady course and reflecting the ability to stabilize our earnings power. All our business segments managed to cope extremely well with the surrounding conditions. Supplementary to this, we have been investing significant effort into shaping ourselves into well-capacitated, experienced and agile entity able to conduct exceptional management of non-performing loans. Therefore, we have timely recognized and properly managed the increasing level of risk caused by the Covid-19 outbreak. Consequently, we have immediately reacted and aligned recovery processes and strategies to proactively managed clients impacted by the pandemic. As a result, our proactive credit risk management and execution of well-defined and timely-adjusted collection strategies have managed to keep non-performing loans share at the same level as previous year.

Outlook

Considering the high share of service activities in the gross domestic product, especially tourism, by introducing the stringent lockdown measures in mid-March, Croatia was included in the list of countries that would be most severely affected by the coronavirus economic shock. Over the first three quarters a reduction of the gross domestic product was recorded, and it is estimated that amid worsening epidemiological situation followed by the introduction of specific restrictive measures in this year's last quarter, the decline throughout the entire year will amount to around minus 8.9 percent. A sharper decline was surely prevented by a quick and adequate response from both fiscal and monetary policy-makers. Namely, simultaneously with the introduction of restrictive anti-pandemic measures also a set of measures to support the economy was adopted through subsidising salaries, tax deferrals and write-offs as well as guarantee schemes introduction. At the same time the central bank also adopted a series of measures to preserve the exchange rate stability, liquidity and government securities market, while commercial banks embarked on approving moratoria on credit obligations. An additional shock in this year was also brought by two powerful earthquakes, the first that hit Zagreb and its surrounding area and the second that devastated Petrinja and its surrounding area. Unfortunately, the earthquakes also led to human casualties, and the material damage amounts to tens of billions of kuna.

Aligned with the local experience, and further emphasizing this negative aspect, it is visible that economic fluctuations in most important Croatian foreign trade partners during 2020 were also marked by a sharp coronavirus pandemic shock and high level of uncertainty, which led to a strong contraction.

Although 2020 will be remembered by an economic downturn exceeding the contraction witnessed during the global financial crisis, nevertheless it also brought several positive developments. Thus, following a successfully conducted comprehensive assessment of five Croatian banks, in mid-July Croatia entered the European Union's Exchange Rate Mechanism (ERM II), whereby the central rate was determined at the level of 7.53450 kuna to the euro.

Simultaneously, also a close cooperation has been established between the Croatian National Bank and the European Central Bank, i.e. accession to the banking union, by which the formal path has been initiated towards the scheduled introduction of euro in early 2023.

PRIVREDNA BANKA ZAGREB d.d.

Management Board report of the Status of the Bank (continued)

Consolidated financial results

The consolidated net profits for 2020 amounted to HRK 1,025 million, proving our continuation in achieving remarkable results, despite operating amid the burdensome and murky economic environment. This worthy result came from carefully planned and precisely executed business strategy that encompasses execution of conservative and systematic approach towards all risks arising from the business transactions, especially credit risk as well as already proven dedication to client orientation and diversification of income sources.

Despite being heavily challenged by the downhearted business conditions based in the adverse economic shock that eventually directly and indirectly does reflect to the banking industry, it seems that we managed to control risks arising from our operations in a better way than our peers. This achievement is stemming from our commitment to manage non-performing part of our portfolio in flexible, prudent and swift manner allowing us to sell noticeable parts of non-performing portfolio at usually higher prices than our peers, increase collection and improve restructuring process. Through the year, the PBZ Group constantly monitored and adjusted its risk profile in light of environmental changes, in particular of COVID-19 pandemic outburst and our expectations for the future period, achieving notable results in managing of key risk indicators such as non-performing loans share and risk weighted assets. This resulted in keeping non-performing loans ratio at the same level as the previous year (5.6 percent). Additionally, we managed to substantially control cost of risk while simultaneously increasing the coverage of non-performing portfolio, thus making us well-fitted to meet all future challenges.

Also, the Group invested in further strengthening of risk management capacities and compliance with everchanging risk management regulations while participating in activities related to initiated procedure for establishment of a close cooperation between the European Central Bank and the Croatian National Bank in the exercise of supervisory tasks over credit institutions.

In the second half of 2019 and first half of 2020 the Bank participated in the European Central Bank Comprehensive Assessment, which was conducted as a precondition step for establishment of a close cooperation between the European Central Bank and the Croatian National Bank. This activity consisted of evaluating credit institutions asset quality (AQR) and testing their resilience to shocks (Stress Test) which results were published in June 2020. The Bank finalized exercise with the best result compared to all other peer in both Asset Quality Review and Stress Test ending up with 537 bps lower capital adequacy compared to starting point figure, but with highest capital adequacy in stress conditions among the main competitors. Common Equity Tier 1 capital adequacy of the PBZ Group in worst stress year was at the level of 16.4 percent, significantly above the fail/pass threshold (defined at the level of 8 percent in the baseline scenario and 5.5 percent in the stress scenario). These results confirmed effectiveness of risk management and control processes of the Bank and the Group, rock-solid capital position, as well as strong capacity to maintain solvent even in extreme crisis situations.

The Group's capital management policies and practices, among other tools, are based on an internal capital adequacy assessment process (ICAAP). In this process, the PBZ Group regularly identifies its risks and determines the amount of free available capital in both base and stress scenarios. I am pleased to report that the PBZ Group is one of the leading, well-capitalized banking groups in the country, with more than sufficient capital shield compared to internal capital requirement in both base and stress scenario.

Our Capital Adequacy Ratio sits comfortably above 20 percent, which is significantly higher than required by the regulation and determined within Supervisory Review and Evaluation Process. Furthermore, capital position of the Bank and the Group was additionally strengthened during 2020 by performed optimization of the risk weighted assets and by retaining full amount of Bank's profit from 2019 in line with regulatory guidelines brought by COVID-19 pandemic. By doing so we believe that we are exceptionally well prepared for all possible risks that might arise in the forthcoming period.

Further to that, the Group's earnings per share amounted HRK 51.4. Based on the methodology used for management reporting, the Group's return on average equity in 2020 reached 5.4 percent, while return on average assets stood at 0.8 percent. Assets per employee equalled HRK 25.3 million, whereas the cost to income ratio, according to the consolidated financial statements, was maintained at 45.9 percent.

As a reflection of these events, the positive effect of our in-built-long-lasting client orientation, despite the existence of the very negative economic surroundings, had stabilizing influence on net interest income and net fee and commission income. Equally important, undeterred by risky and excruciating macroeconomic habitat, our previously taken strategic decisions enabled us to additionally strengthen our capital base and secure stable liquidity sources thus reducing our costs of funding and allowing us to adopt customer driven practices that resulted in an improvement of our products and services.

PRIVREDNA BANKA ZAGREB d.d.

Management Board report of the Status of the Bank (continued)

Consolidated financial results (continued)

Aligned with the above and in more details, our net interest income moderately decreased compared to 2019, being more negatively affected by a decrease in interest income than what it was compensated by a decrease in interest expense. These effects were caused by high liquidity on the market and by overall negative macroeconomic conditions caused by the COVID-19 pandemic outbreak that has given rise to defensive nature of the economic community towards consumption and investments. Net fee and commission income also recorded a decrease, that under the above-mentioned circumstances, can easily be characterized as well-preserved, continuously proving our successful transformation into becoming a more service-oriented enterprise. Similarly, a moderate increase in costs of provisions compared to the previous year is direct evidence of the quality of our non-performing loans management and strategy.

The balance sheet of the PBZ Group increased notably by 8.8 percent, amounting to HRK 128.3 billion. The most significant portion of our assets are loans and advances to customers which we managed to increase by 6.4 percent compared to 2019 to the level of HRK 75.1 billion, although faced with the negative shocks in the economic environment, notable sales of non-performing loans portfolio and prevailing lack of demand for loans caused by the erratic economic situation that affected our clients, both corporate and retail. We continue practicing a well-diversified loan portfolio policy, having remotely higher volume of placements to retail customers on one side than placements to public and corporate clients on the other. Given our firm commitment to apply a prudent approach in risk identification and measurement, non-performing loans fell below 6 percent threshold, additionally indicating the quality of our non-performing loans management.

From the liabilities perspective, customer deposits mainly fund our balance sheet, where the retail segment plays the most significant role. In 2020, once again we experienced an upsurge in customer deposits by 10.7 percent reaching the level of HRK 99.5 billion, caused by both high liquidity observable on the market and our reputation of being one of the most stable and client oriented financial group on the market. Capital adequacy ratio remained stable and it is by far exceeding the prescribed threshold.

Unconsolidated financial results of the Bank

The Bank's net result in 2020 was HRK 817 million, representing a decrease compared to the preceding year, but significantly affected by the omission of event recorded in 2019 that was principally induced from the PBZ Group internal relation transaction aimed at the optimization of the capital management on the Group level as well as economic downturn of the COVID-19 pandemic outbreak. Notwithstanding the above, and considering all the circumstances, this favourable result is stemming from careful planning and enduring execution of our business strategy and our ability to swiftly adopt to changes in our environment. Defying the fact that there were significant risks present in the economy paired with the general uncertainty that persists, net interest income slightly declined. In spite of the prevailing presence of the excessive liquidity pushing downwards reference market rates and overall sluggishness in demand for loans, it is noticeable that interest income remained well-preserved declining by only 6.4 percent compared to 2019, thus reaching the level of HRK 2.05 billion. Equally important, net fee and commission income roused by 3.1 percent to the level of HRK 698 million. On the other hand, clients continued placing their unfaltering trust in the Bank as a reliable partner and allocating funds to both a-vista and term deposits. Although, in most cases, the Bank offers lower interest rates compared to the competition, our market share continues to grow at a steady pace, reaching, according to the latest data, as much as 20.8 percent, additionally corroborating the high quality of the business relationships between clients and the Bank. Therefore, we were able to partially compensate for the negative trend experienced in relation to interest income. However, as we are widely recognized as steady and low-risk partner to all our clients, this further affirmed us to continue practicing our dedication to fulfilment of overall client requirements. This strategy was accompanied by efficient and omnipresent cost management enterprise carried within all organizational units enabling us to successfully control the expense side of our business. Hence, we were able to maintain our cost to income ratio at 42.3 percent.

The overall Bank's balance sheet eminently increased by 9.7 percent, reaching a level of HRK 95.9 billion. Although the market shows fatigue in demand for loans, loans and advances to customers noteworthy increased by notable 8.4 percent, amounting to HRK 51.1 billion. Current accounts and deposits from customers increased by convincing 11 percent, reaching the level of HRK 73.2 billion. Considering the total structure of the balance sheet, the relative portion of customer deposits amounts to 76.3 percent. The total loan to deposit ratio of the Bank equals 70 percent emphasizing the stability and conservative nature of our ventures.

COVID-19 pandemic

PBZ Group responded first on the market with activities regarding Covid-19 pandemic and since then is reacting timely and proactively. Safety and security of our customers and employees as well as business continuity were absolutely priorities in our approach.

Crisis committee's first session was held in late January 2020, and since then regularly oversees PBZ Group situation.

Activities and measures received full support and praise by the employee's union.

PRIVREDNA BANKA ZAGREB d.d.

Management Board report of the Status of the Bank (continued)

COVID-19 pandemic (continued)

The Bank is functioning successfully with less than 15 percent of employees working from Head Offices.

All employees and working positions are equipped with all available protective equipment (face masks, face shields, gloves, disinfectants, plexiglass protection on tellers).

Immediately upon COVID-19 escalation and as the pandemic has progressed the PBZ Group has introduced and accordingly revised related measures (e.g. inducing payment moratoria and additional liquidity lines) to support local economy stability in the situation of exceptional and temporary emergency. All these measures were fully aligned with European Banking Authority Guidelines and circular letters of Croatian National Bank (in Bosnia and Herzegovina and Slovenia aligned to their local regulation), ensuring that the treatment of non-legislative moratoria is consistent with the moratoria applied through the legislation.

At the same time, the Group has taken all the necessary steps to maintain a sound credit risk management and coverage of incurred credit risk by aligning practices with all the regulatory and accounting standards. This has been done by timely approach to identification and measurement of credit risk in our portfolio and adequately reacting on the challenges by enhancing strategies, policies, processes and mechanisms that ensure that risk is adequately assessed, classified and measured on the balance sheet. All the subsidiaries aligned their practices with the Bank to the extent applicable to them and considering proportionality principle.

All these implemented practices are still valid and will remain in place as long as there are present significant uncertainties in macroeconomic environment, after which will be aligned accordingly to adapt to the changing environment.

At the Group level, in 2020 15,248 moratoria requests were approved for 22,341 loans with the exposure of HRK 11.3 billion, corresponding to 15.3 percent of the total portfolio. Almost half of these relief measures have already expired until the end of 2020 and the Bank and members of the PBZ Group closely monitor performance of these positions during and after the expiration of moratoria measures in order to timely and proactively identify increased credit risk in portfolio and recognize associated costs through profit and loss accounts. As the year end, share of active moratoria represents 7.9 percent of balance sheet loan exposure.

Business segments

During 2020 the Bank additionally consolidated its role as a leader in new technologies, continuously developing new and innovative products and services, both for the citizens and corporate clients. Moreover, considerable effort was put into its transformation in order to become an entity entirely equipped for digital services. The content and availability of digital services on mobile and online platforms were thoroughly redesigned and significantly upgraded. This endeavor was carefully aligned with the adoption of new distribution model in branch offices promoting the execution of cash and simpler transactions in digital channels, simultaneously introducing changes in the branch office network in order to carry out more complex tasks quicker and more easily and to improve personal relationships with clients. This significantly simplifies the everyday banking experience for the clients and enables a wider range of products and services.

In the Bank more than 96 percent of transactions are carried out electronically. The new digital banking platform is a multi-channel online and mobile banking concept with numerous innovative functionalities and possibility to personalize the application in accordance with the clients' needs and wishes. Moreover, we are the first commercial bank in Croatia to provide its clients with Apple Pay services and Google Pay services in recent period. By doing so we shall ease the clients' daily banking experience and offer them a wider range of the products thus fully satisfying all their requirements.

Despite still sluggish recovery of demand for loans on the market, I'm proud to report that we managed to increase our portfolio in Retail business segment both on the loans and deposits side, where, among other initiatives, we ventured ourselves into becoming an important provider in the affluent sub-segment of the market as well. Privredna banka Zagreb d.d. once again finished the year as the leader in the volumes of subsidised loans placed and maintained a stable market share in deposits in a year that has been challenging on personal finances for many clients, demonstrating the confidence of our clients in the stability of the Bank. Wellbeing of our clients and our employees remained a top priority, with branches being modified according to the health and safety recommendations, and digital channels offering improved functionalities, enabling our clients to continually manage their finances utilizing the benefits of modern technologies.

PRIVREDNA BANKA ZAGREB d.d.

Management Board report of the Status of the Bank (continued)

Business segments (continued)

Facing uneasy market conditions which, in addition to the COVID-19 issues, also included the serious earthquakes that hit the Republic of Croatia in 2020, Small and Medium Enterprises business segment managed to preserve size of its portfolio, both loans and deposits. Corporate business segment was facing harsh market conditions arising from the fact that large clients are offered more financing possibilities than ever, outside banking industry and/or local markets. However, our dedication to successfully serve this portion of the market encouraged us to seek new opportunities both in the Republic of Croatia and at the level of the role of the Bank in the regional hub.

We are especially recognized in Croatian market for our excellence in providing technologically advanced and reliable transaction banking, as the leading equity and debt issue agent and book-runner, as market leader in arranging syndicated loans in Croatia and as top ranked custodian.

Extraordinary business events

In the beginning of 2018 American Express Company decided to leave the licencing business model on the EU market. The decision was made due to changes introduced by the European regulatory framework for payment operations which significantly impacts the sustainability of the licencing business model of issuing and accepting American Express cards. This had a profound influence on American Express Company to cancel such models of cooperation in EU countries and not to grant licence rights for issuing and accepting cards to third persons. In accordance with this decision, American Express cards, whose issuer is PBZ Card, could have been used until 31 December 2019.

I am glad to inform that the process of migration of the market's leading card brand (American Express) to Visa Premium performed in our subsidiary PBZ Card was concluded with a great success. The portfolio was entirely maintained, which at the year-end stood at 504.5 thousand Visa Premium cards. We are proud and happy of this achievement, especially in light of portfolio's wide acceptance in the country with the highest security standards. We remain strategically committed to providing the first-rate card service and developing new benefits for our cardholders and partners.

During 2019 a specific project was launched with the objective to establish a separate entity from the existing business unit of the Bank which will develop a new IT delivery strategy, based on shared services approach under a common framework. The project was successfully finished in 2020 with the launch of Intesa SanPaolo International Value Services (ISPIVS) as a new IT company in Intesa Sanpaolo portfolio. The Bank's IT Department transferred part of its economy unit (employees, agreements and software assets related to the solutions within the scope of ISPIVS) to the new company. The afore mentioned company is not a part of the PBZ Group.

Corporate social responsibility

Both the Bank and the Group have a proactive role in encouraging corporate social responsibility initiatives and projects, with constant dedication to supporting the local community. We are the leading donor in the country and unrivalled among peers regarding donations to healthcare institutions in combating the COVID-19 pandemic as well as repairing the consequences of the devastating earthquake that hit Zagreb and its surroundings and Sisak-Moslavina County last year given. I am proud to report that we have donated HRK 12.8 million for these purposes. Among our corporate social responsibility projects, I would like to single out our Visa Card with a Heart project, unique in the country, which supports our Doing Good Every Day initiative. For over a decade, this initiative has served to continuously support national, long-term projects for the well-being of children and young people, while also responding to our society's current needs. Within this project our Group has so far made 54 donations, including children's hospitals and paediatric wards and social care homes across Croatia.

Also, in 2020 the Bank received numerous domestic acknowledgments and all relevant international awards such as the Euromoney Awards for Excellence – as the best bank in Croatia, and for the second year in a row the Bank won The Banker's Bank of the Year Awards - "Bank of the Year in Croatia".

Management Board report of the Status of the Bank (continued)

Briefly on the Bank's subsidiaries

In 2020, the PBZ Group members coped well with the overall economic conditions that resulted in positive financial outcomes. Therefore, PBZ Card achieved a net profit of HRK 50.8 million, PBZ Leasing HRK 10.6 million, PBZ Stambena štedionica HRK 4.5 million, whereas PBZ Croatia osiguranje, our jointly owned pension fund management company, earned a profit of HRK 20 million.

Intesa Sanpaolo Banka dd Bosna i Hercegovina, our subsidiary established in Bosnia and Herzegovina, earned HRK 68.5 million attributable to PBZ Group. Intesa Sanpaolo Bank, our subsidiary in Slovenia, earned HRK 49.3 million attributable to the PBZ Group. Our foreign subsidiaries' strategic objectives are jointly planned on the PBZ Group level - progressing with multi-year plan of investments for the infrastructural and technological modernization, organizational changes in terms of increase of the competitiveness and faster reaction to market changes and continuous assessment of risk profile. Implementation of these objectives are already bearing fruits in current business result but also represent a solid foundation for the future events.

Additionally, in order to achieve further operational harmonization on the level of all three Banks in the Group leading to a unique operational model, increase of effectiveness and efficiency of business operations and savings in general, a new multi-year initiative was launched in 2018 that is already bearing the fruits.

With an aim of further optimization of the current PBZ Group structure, due to simplification in the governance process and IT infrastructure, in the beginning of 2020 we merged PBZ Nekretnine into PBZ Card. This business combination shall have no impact on the overall scope of the services and the its quality provided by the PBZ Group.

Conclusion

The PBZ Group is well-fitted not only to face up to challenges, but also to seize opportunities. We have a strong capital base, liquidity and funding positions, preparing us for potential market uncertainties and for tighter regulation. We are continuously transiting to a better balanced, more diversified and lower-risk business model.

I would like to take this opportunity to express gratefulness to all my colleagues and all employees of the PBZ Group for their dedication and true professionalism that enabled us safely to sail through these restless times. Furthermore, I would like to thank all our dear clients and business partners for putting their trust in our hands. Also, I would like to express my most sincere gratitude to all the members of the Supervisory Board and Colleagues working with the Parent bank for their support, cooperation and encouragement in conducting our business affairs.

Dinko Lucić,

President of the Management Board

4 March 2021

PRIVREDNA BANKA ZAGREB d.d.

Management Board report of the Status of the Group

Financial Highlights of the Group

During 2020, the PBZ Group demonstrated its resilience to challenges in the markets of the countries in which the members operate in various fields of activity. In particular, this relates to financial involvement and leadership in new technologies, continuously developing the overall strategy, innovation and availability of its products to citizens, SMEs and large and institutional clients.

In 2020, the banking sector faced a series of restrictions and high uncertainty of economic trends caused by the coronavirus pandemic and earthquakes earlier this year in Zagreb with its wider surroundings and at the end of the year in Sisak-Moslavina County. Adapting the financial system to the new situation in the economy had to be quickly and effectively mitigate sudden changes in business processes and living under epidemiological and earthquake mitigation measures, making its products and services available to customers while preserving the health and well-being of its employees, as the most important resource.

The consolidated net profits for 2020 amounted to HRK 1,025 million, representing a decrease of 41 percent compared to 2019. The decrease in profit after tax is the result of easing the situation for entrepreneurs and households who have suffered the greatest threats, measures such as the introduction of a moratorium on repayment of their loans, reduction of interest rates on placements, abolition of certain fees, which consequently increased risk costs.

The risk management system has shown its ability to adapt to extremely unfavourable economic trends and stressful situations. This achievement is stemming from PBZ Group's commitment to manage non-performing part of our portfolio in a flexible, prudent and swift manner, which means that we have maintained the share of non-performing loans ratio at 5.6 percent, as in the previous year. Additionally, we managed to substantially control cost of risk under enough coverage of the non-performing portfolio, thus making us well-fitted to meet all future challenges.

The Group's capital management policies and practices, among other tools, are based on an internal capital adequacy assessment process (ICAAP). In this process, the Group regularly identifies its risks and determines the amount of free available capital in stress scenarios. I am pleased to report that the PBZ Group is one of the leading, well-capitalized banking groups in the country, with more than enough capital shield compared to internal capital requirement in a stress scenario. The Capital Adequacy Ratio of the PBZ Group in a stressful year is at an enviable level of 16.4 percent, which is significantly more than the prescribed 8 percent in the baseline scenario and 5.5 percent in the stress scenario.

Additionally, the Group's earnings per share amounted HRK 51.4. Based on the methodology used for management reporting, the Group's return on average equity in 2020 was 5.4 percent, while return on average assets was 0.8 percent. Assets per employee equalled 25.3 million with an increase of 2.7 percent compared to previous year, whereas the cost to income ratio, according to the consolidated financial statements was 45.9 percent.

As a reflection of these events, the positive effect of our in-built-long-lasting client orientation, aided by the existence of the positive economic signals, had stable influence on net interest income and net fee and commission income. Equally important, despite still risky macroeconomic surroundings we have found ourselves in, our previously taken strategic decisions, but also regulations that limited the payment of dividends abroad, enabled us to additionally strengthen our capital base and secure stable liquidity sources and allowing us to adopt customer driven practices that resulted in an improvement of our products and services.

The pandemic and earthquakes significantly affected the reduction of economic activities in the Republic of Croatia, which was reflected in the reduction of consumption, changes in consumer habits, increased use of modern electronic and digital services such as online shopping, contactless payments and the like. Also, the tourist season did not provide the expected effects, and new restrictive measures that include banning or restricting the work of many activities are forcing the banking sector to make quick adjustments.

In line with the foregoing, the decrease in net interest income of 7 percent compared to the previous year and the level of HRK 2,616 million, is a consequence of the absence of interest income due to the moratorium on loans, reducing interest rates on placements and high liquidity on the market. Also, net fee and commission income decreased by 10.4 percent. Decrease in costs of provisions by 80 percent compared to the previous year is direct evidence of the ability to compensate for stressful situations on the loan portfolio and the success of the set risk management strategy.

PRIVREDNA BANKA ZAGREB d.d.

Management Board report of the Status of the Group (continued)

Financial Highlights of the Group (continued)

The balance sheet of the PBZ Group increased notably by 8.8 percent, amounting to HRK 128.3 billion. The most significant portion of our assets are loans and advances to customers which experienced an increase in the outstanding amount by 6.4 percent. Retail recorded a rise in placements before impairment by 1 percent especially housing loans due to the effect of subsidy programs, while non-purpose cash loans were reduced due to the uncertainty brought by the corona crisis. Operations with corporate clients before impairment increased 11 percent, despite the prevailing conditions of uncertainty over consumption and investment, and placement to the public sector and other before provisions increased by 16 percent. We continue practicing a well-diversified loan portfolio policy, whereby we record slightly more placements to retail customers and corporate compared to placements to public bodies. Given our firm commitment to apply a prudent approach in risk identification and measurement, non-performing loans account for 5.6 percent of total placements, additionally indicating the good quality of our non-performing loans management.

From the liability's perspective, customer deposits mainly fund our balance sheet, where the retail segment plays the most significant role. In 2020, we experienced an upsurge in customer deposits by 10.7 percent on the amount of HRK 99,461 million as a result of reduced spending due to the restrictions imposed by the corona crisis and the lack of investment due to uncertainty in economic trends. Capital adequacy ratio remained stable and it is by far exceeding the prescribed threshold.

Below we provide an overview of business results of the Bank's subsidiaries and associate. Presented business results are on a stand-alone basis, before intercompany and consolidation adjustments.

PBZ Card

The financial results of PBZ Card reflect the stability in business results in the challenging 2020.

The total net operating income of the Company in 2020 amounts to HRK 291.8 million, which is 31.5 percent less than the result achieved in 2019. Net income from fees and commissions amounted to HRK 407.3 million, or 29.5 percent less than last year.

In the structure of net operating income, interest income amounts to HRK 9.5 million, which is 53 percent less than in the previous year. Lower revenues are the result of the global COVID-19 pandemic, spring and autumn lockdown as well as a series of devastating earthquakes that hit Croatia in 2020. The shorter tourist season as well as the border closures have also contributed to declining revenues.

The Company's profit before tax amounts to HRK 70.8 million, and after tax to HRK 57.5 million.

Total operating expenses for 2020 amount to HRK 314.6 million, while total assets as at 31 December 2020 amounted to HRK 2,462 million. Equity amounted to HRK 816.2 million at the end of 2020.

Intesa Sanpaolo bank Bosna and Hercegovina

The 2020's net profit of HRK 68.5 million shows a 47 percent decrease compared to the previous year. The change in the business environment and the deterioration in macroeconomic indicators caused by the covid-19 pandemic led to a decline in business activities, a reduction in the number of processed operations and an increase in provisions, which led to lower profits compared to the previous year. The decline in profit was mostly due to the cost of provisions, which increased significantly in 2020 by HRK 44.6 million.

Net Interest Margin is lower by 3 percent compared to last year due to decline of interest rate on assets in 2020 by 30 bps and also due to one-off effect realised in 2019 by penalty interest income from client Kanton Sarajevo (HRK 4.9 million). Net commission income also decreased by 5.4 percent which in the end led to lower total operating income by 5.4 percent.

Total operating costs were recorded at similar level compared to previous year with slight increase of 0.8 percent.

Significantly higher net impairment costs (grew by 170 percent) were recorded mainly due to implementation of new EBA stress coefficient (requested by ISP Group) and worsening Sovereign rating. NPL ratio increased compared to previous year by 27 bps, reaching a level of 3.8 percent, which is significantly lower than the banking sector average. NPL Coverage ratio (55.8 percent) reduced by 553 bps due to sales of NPL in amount of HRK 53 million with high coverage ratio.

PRIVREDNA BANKA ZAGREB d.d.

Management Board report of the Status of the Group (continued)

Financial Highlights of the Group (continued)

Intesa Sanpaolo bank Bosna and Hercegovina (continued)

Total assets increased by 1.6 percent and amounted to HRK 9 billion with net loans in the amount of HRK 6.1 billion (increased by HRK 68 million or 1.1 percent) and customer deposits in the amount of HRK 6.1 billion (increased by HRK 309 million or 5.3 percent). The loan portfolio grew in private customer by 0.8 percent and legal entities by 1.1 percent. Positive performance was confirmed also by improvement in collection of deposits, where legal entities deposits increased by 8.5 percent and private customer's deposits by 2.6 percent. The Bank enjoys comfortable liquidity position, even assuming worsening macro-economic scenario, with available resources to sustain further expansion of credit portfolio. The Bank's capital adequacy ratio further improved to 19.62 percent not taking into consideration Net Profit of 2020 in the amount of HRK 68.5 million. Equity amounted to HRK 1,256.9 million.

Strategic objectives of the Bank for 2021 are planned in coordination with Privredna banka Zagreb - progressing with multi-year plan of investments for the infrastructural and technological modernization of the Bank, organizational changes in terms of increase of the competitiveness of Bank's commercial offers to clients, improving support in decision-taking for faster reaction to market changes and continuous assessment of risk profile of Bank's assets.

Intesa Sanpaolo Bank Slovenia

In 2020, Intesa Sanpaolo Bank's net profit reached HRK 96.7 million, a confirmation of Bank's ability to effectively face the challenging environment represented by the COVID-19 health crisis and negative interest rates.

Lending activity in Slovenian economy has continued to show a slightly positive dynamic with even higher excess liquidity and very low interest rates. The banks had to face fierce price-competition for the granting of loans and for the attraction of new customers affected by social distancing in order to avoid the spread of coronavirus. In the banking system a further consolidation of the banks took place, first two largest banks NLB and NKBM (with Abanka) have in total approximately 50 percent of market share.

Intesa Sanpaolo Bank managed to successfully cope with the new challenges brought by the COVID-19 introducing the smart work from home for many of their employees affirming its flexibility and technological readiness for the future challenges. Despite many difficulties due to the coronavirus crisis, the Bank was able to successfully launch the new digital banking solutions, thus being one of the first Slovenian banks to offer to the prospect clients the possibility to open a new current account completely online, while on the other hand it releases a brand new mobile banking application which was ranked as one of the best in country. The implementation of the strategic projects over the year resulted in a much stronger Bank's position and image in the Slovenian banking industry, with good business results at the end of the year.

The lock-down in the country and lending interest rates at historical low levels heavily affected the Bank's year-on-year result. The net interest income totalled HRK 285.7 million, by 5.7 percent decrease on yearly level. A negative trend was noticed also at net fees and commission income, which decreased by 3.7 percent in 2020 compared to previous year, reaching HRK 189.8 million.

Total operating costs recorded a yearly decrease of 5.4 percent mainly following the decrease in personnel expenses. Net impairment costs on loans portfolio amounted to HRK 38.6 million. It is the result of effective management of the non-performing loans and advanced risk monitoring processes. The non-performing to total loans ratio decreased from 3.1 percent in 2019 to 2.5 percent in 2020.

Total net assets increased by 10.9 percent to HRK 22,199 million with net customer loans in the amount of HRK 15,221 million and customer deposits in the amount of HRK 18,716 million. Equity amounted to HRK 2,386 million. The Bank's position in terms of available liquidity remains safe and ready to sustain planned further expansion of lending activity.

Intesa Sanpaolo Bank in Slovenia, a member of the international banking group Intesa Sanpaolo, is performing a re-launching initiative and business expansion, which stem from the positive performance and achievements attained by the Bank in Slovenia over the last 17 years, since the Bank became part of the Intesa Sanpaolo Group. Another important impulse to Bank's growth-propelling initiative has been achieved in 2017 with the transfer of 51 percent of the Bank's shares from Intesa Sanpaolo to Privredna banka Zagreb, a subsidiary bank of the ISP Group in Croatia. The new ownership structure is part of the Group's regional strategy aiming to increase synergies between its subsidiaries in revamping of its operations in Slovenia.

Management Board report of the Status of the Group (continued)

Financial Highlights of the Group (continued)

PBZ Leasing

PBZ Leasing had a successful business year, earning net profit of HRK 10.6 million. In 2020, the Company signed new lease contracts in the total value of HRK 257 million, thus retaining positions in the Croatian leasing industry in terms of the number of realized placements.

At the end of 2020, the Company's total portfolio included net fixed assets under operating leases in the amount of HRK 302 million (2019: HRK 323 million) and net receivables under finance leases in the amount of HRK 672 million (2019: HRK 841 million). Equity amounted to HRK 203 million at the end of the year.

In 2021 the business activities of PBZ Leasing will be focused on maintaining a stable balance sheet, retaining the Company's market share and achieving product diversification through introduction of new distribution channels.

PBZ Stambena Štedionica

Štedionica is still continuing with its successful operations so that in 2020 it achieved its goals in the most important business aspects.

In 2020 Štedionica realized a profit before tax amount of HRK 5.6 million, while the profit after tax amounts to HRK 4.5 million. Interest income amounted to HRK 34.5 million while the interest expenses amounted to HRK 26.1 million. The interest result is affected by the permanent trend of decrease in interests paid and received. Net income from fees and commissions amounted to HRK 6.1 million. Total assets of Štedionica as at 31 December 2020 amounted to HRK 1,957 million. In 2020 customer deposits amounted to HRK 1,648 million, Štedionica granted HRK 211 million of new housing loans and increased the housing loan portfolio to HRK 864 million. Equity of HRK 248.9 million support the stability of the Štedionica.

Business activities in 2020 were affected by the COVID-19 situation. Štedionica, from the very beginning of pandemics, realized the seriousness of potential threat to the health of its employees and to the continuation of its business, so it adopted efficient organisational measures to deal with the new situation. To mitigate the consequences caused by COVID-19 pandemics, Štedionica enabled a loan repayment suspension (moratorium) to all borrowers who were repaying their loans regularly but for whom the financial situation deteriorated resulting in decrease or total loss of their income.

This result is due to the planned and implemented business strategy of conservative and systematic approach to all risks arising from the business, particularly to the credit risk. Privredna banka Zagreb d.d., our parent company and the main channel of housing savings and loans selling, also made a significant contribution to the performance of Štedionica and further growth of our market share.

The crisis caused by the Coronavirus pandemics and uncertainties related to loosening of the present restrictions and returning to regular circumstances and way of life in the Republic of Croatia will definitely have negative effects, not only on the whole economy, but also on the purchasing power of our clients, which is why Štedionica is expecting a fall in housing deposits. Štedionica, as member of PBZ Group, will also in the future permanently carry out the defined business strategy, based on the relationship with clients, constantly monitor the clients' requirements and adapt its offer of housing savings and housing loans to their needs. Štedionica will continue to implement the conservative policy of risk management and permanent monitoring of expenses, as well as to use the available resources of PBZ Group to realize positive business results.

PBZ Croatia Osiguranje

PBZ Croatia Osiguranje continues to achieve positive financial results. In 2020 the Company reached net profit of HRK 19.8 million. At the same time, the cost income ratio stands at 62 percent. Total assets as of 31 December 2020 were HRK 137 million and equity HRK 54.4 million. Net profit was influenced by the statutory change of management fee from 0.338 percent in 2019 to 0.300 percent in 2020. PBZ Croatia Osiguranje is a well-recognised and highly respectable pension fund management company in Croatia. Development strategy for 2021 will be oriented at maintaining its status within the general public in the country as well as successfully managing the funds' assets.

Risks to which the Group is or might be exposed are explained in detail within Corporate Governance section.

Dinko Lucić
President of the Management Board

4 March 2021

PRIVREDNA BANKA ZAGREB d.d.

Macroeconomic developments in Croatia in 2020

External environment

Strong economic shock of the coronavirus pandemic, according to the estimates of the International Monetary Fund (World Economic Outlook, October 2020), led to a decline in the global output of around 4.4 percent. It is expected that the contraction in developed countries during 2020 amounted to around 5.8 percent, whereby the GDP decline in the euro area amounted to around 8.3 percent and in the USA around 4.3 percent compared to 2019. Simultaneously, developing countries and emerging markets will record an economic downturn of around 3.3 percent.

Financial markets during 2020 were marked by a quick and strong response from monetary and fiscal authorities to the unprecedented economic collapse. Thus, the American FED immediately in March reacted and on two occasions lowered the reference interest rate to the level of 0-0.25 percent. Simultaneously a series of financing programmes was introduced, and in order to ensure sufficient dollar liquidity of the world economy, FED through bilateral agreements with a number of other central banks in the world concluded currency swaps by which central banks may temporarily swap their domestic currency for American dollars. Following the pandemic outbreak, the ECB also responded quite strongly by a series of unconventional monetary policy measures, such as for example Pandemic Emergency Purchase Programme (PEPP), aimed at maintaining financial stability and favourable terms of financing for all sectors of the economy. Although to a noticeably lesser extent than the FED, the ECB also concluded currency swap agreements with some central banks outside the euro area (in particular Bulgaria, Denmark and Croatia) in order to ensure a sufficient euro liquidity. At the end of the year, the ECB increased the amount and extended the expiry period of the Pandemic Emergency Purchase Programme (PEPP) at least until the end of March 2022 while the period of reinvesting the principal of matured securities purchased within this programme was extended at least until the end of 2023. Likewise, for the targeted longer-term refinancing operations (TLTRO III) the period of more favourable terms has been extended until June 2022.

In the currency markets at the beginning of 2020 the euro initially continued to weaken against the American dollar, but during spring the euro started to strengthen, and the exchange rate grew from 1.12 dollars to the euro at the end of 2019 to 1.22 dollars to the euro at the end of 2020.

Economic movements in most important Croatian foreign trade partners during 2020 were marked by a sharp coronavirus pandemic shock and high level of uncertainty, which led to a strong contraction. The most affected country is Italy, for which the IMF estimates an economic downturn of around 10.6 percent in 2020, while contraction in Germany and Slovenia might amount to around 6.0 percent and 6.7 percent respectively.

A year marked by pandemic and earthquakes

Following the worldwide introduction of stringent measures against the spread of the coronavirus pandemic during the first quarter 2020, economic activity encountered a series of restrictions and changes that profoundly transformed standard ways of doing business. An almost complete lockdown of service activities, disruption of movement of people, and stand-stills in the production chains and circulation of goods, accompanied by high uncertainty and change in the consumer behaviour led to a sharp economic contraction in the first semester and an estimate that the global economy in 2020 recorded a decline of -4.4 percent. Strong decline of the gross domestic product of -8.3 percent is expected in the euro area countries, whereby the economies we deem most important such as German and Italian recorded a decline of -6.0 percent and -10.6 percent respectively, according to the last projections of the International Monetary Fund from October 2020.

Considering the high share of service activities in the gross domestic product, especially tourism, by introducing the stringent lockdown measures in mid-March, Croatia was included in the list of countries that would be most severely affected by the coronavirus economic shock. According to the data of the Croatian Bureau of Statistics, over the first three quarters a reduction of the gross domestic product of -8.8 percent was recorded, and it is estimated that amid worsening epidemiological situation followed by the introduction of specific restrictive measures in this year's last quarter, the decline throughout the entire year will amount to around -8.9 percent. A sharper decline was surely prevented by a quick and adequate response from both fiscal and monetary policy-makers. Namely, simultaneously with the introduction of restrictive anti-pandemic measures also a set of measures to support the economy was adopted through subsidising salaries, tax deferrals and write-offs as well as guarantee schemes introduction. At the same time the central bank also adopted a series of measures to preserve the exchange rate stability, liquidity and government securities market, while commercial banks embarked on approving moratoria on credit obligations. An additional shock in this year, that unfortunately will not be remembered well, was brought also by two powerful earthquakes, the first that hit Zagreb and its surrounding area on March 22, and the second that on December 29 devastated Petrinja and its surrounding area. Unfortunately, the earthquakes also led to human casualties, and the material damage amounts to tens of billions of kuna.

PRIVREDNA BANKA ZAGREB d.d.

Macroeconomic developments in Croatia in 2020 (continued)

A year marked by pandemic and earthquakes (continued)

And while it will unfortunately be remembered by an economic downturn exceeding the contraction posted during the global financial crisis, the year 2020 nevertheless brought also several positive developments. Thus, following a successfully conducted comprehensive assessment of five Croatian banks, in mid-July Croatia entered the EU's Exchange Rate Mechanism (ERM II), whereby the central rate was determined at the level of 7.53450 kuna to the euro. Simultaneously, also a close cooperation has been established between the Croatian National Bank and the European Central Bank, i.e. accession to the banking union, by which also the formal path has been initiated towards the scheduled introduction of euro in early 2023.

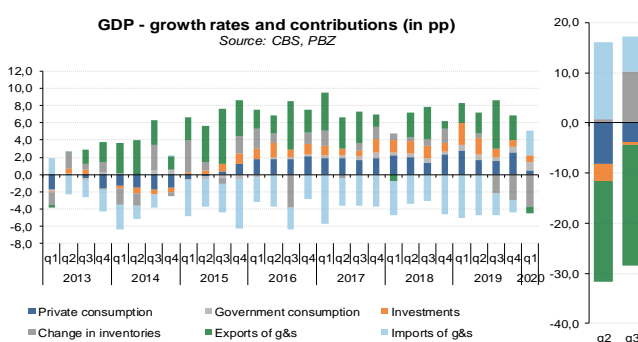
2020 in review

According to the data of the Croatian Bureau of Statistics, over the first three quarters of 2020, the gross domestic product dropped by -8.8 percent, and it is estimated that amid worsening epidemiological situation followed by the introduction of specific restrictive measures in this year's last quarter, the decline throughout the entire year will amount to around -8.9 percent.

Although the restrictive measures in the domestic market were introduced only in mid-March, growth of gross domestic product already in this year's first quarter decelerated to only +0.2 percent compared to the same period of 2019.

Namely, during the first quarter the growth of personal consumption decelerated to merely 0.7 percent and exports of goods to 1.4 percent yoy, while the sudden closure of borders interrupted the very beginning of the tourist pre-season and cut down exports of services by 8.1 percent compared to the same period of 2019. Stronger growth rates were recorded only by the government spending (+4.7 percent) and investments (+3.1 percent). Since the period of restrictive measures lasted until the end of April, namely until mid-May in certain activities, in the second quarter was recorded an unprecedented economic downturn of -15.4 percent yoy. Personal consumption and investments in the said period posted a sharp contraction of -14.0 percent and -14.7 percent yoy respectively, and at the same time exports of goods plunged by -10.4 percent yoy. Complete absence of the tourist pre-season led to a decline in exports of services by no less than -66.9 percent, while absence of domestic demand decreased imports of goods and services by more than a quarter. As Croatia after lifting the restrictive measures very quickly opened the borders completely, the third quarter resulted in the better than expected performance of the tourist season. Namely, the registered decline in exports of services (that for the largest part concerned tourism) was of -45.3 percent compared to the same period of 2019, while initial estimates at the beginning of the pandemic indicated that the decline might reach even -70 percent. Gradual normalisation of economic flows during the third quarter positively affected exports of goods that decreased its yoy decline to -3.0 percent, same as investments, however households remained careful and personal consumption recorded a drop of -7.5 percent, leading to a decline in the gross domestic product of 10.0 percent.

Although there was a worsening of epidemiological situation already in October, the restrictive measures introduced only at the end of November were primarily focused on closing restaurants and bars, and a more stringent restriction of the allowed number of buyers in stores and travellers in public transportation. Hence also the information on movements of high-frequency data for October and November were still relatively favourable. Namely, retail trade in October recorded a decline of merely -2.5 percent, then pointing to an even better trend in November, where it was recorded a relatively low drop of -0.7 percent, constituting the lowest reduction rate since the onset of the pandemic (from January to November the decline amounted to 6.0 percent yoy). Simultaneously, industrial production in October registered a rise of 2.8 percent after eleven consecutive months of decrease, and then plummeted again in November (-1.7 percent). Overall industrial activity over the first eleven months of 2020 thus decreased by 3.8 percent compared to the same period of 2019, whereby the drop within manufacturing amounted to -4.3 percent.



PRIVREDNA BANKA ZAGREB d.d.

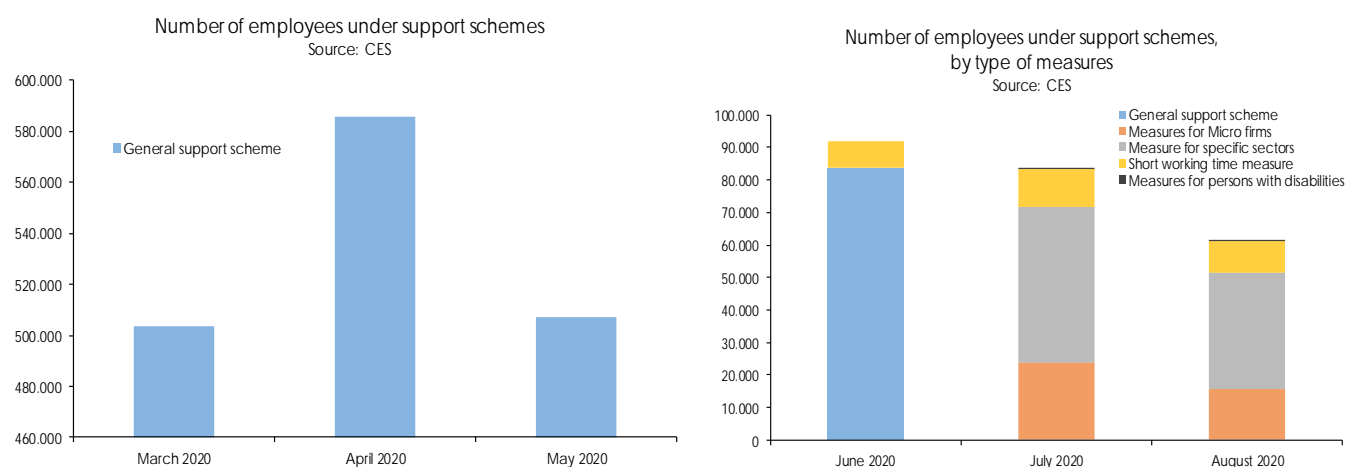
Macroeconomic developments in Croatia in 2020 (continued)

2020 in review (continued)



Exports of goods in October recorded a sharp growth rate for the second consecutive month (+7.3 percent, after +7.9 percent in September), while preliminary data for November indicate (+6.6 percent) a continuation of recovery (from January to November exports of goods thus recorded a yoy decline of 2.3 percent). Construction works spurred by infrastructural investments and reconstruction of the earthquake-affected area of Zagreb and its surroundings, in October recorded a growth of 5.7 percent, thus continuing the positive upward trend in the industry (with an exception of several smaller disruptions, of which three were registered in last year's March, April and May) which has been present for the last couple of years. Over the first ten months in 2020, construction activity recorded an increase of 3.8 percent, considerably less compared to the entire year 2019, whereby growth of the volume of construction works was higher on civil engineering works (+4.8 percent) compared with activities on buildings (+3.1 percent).

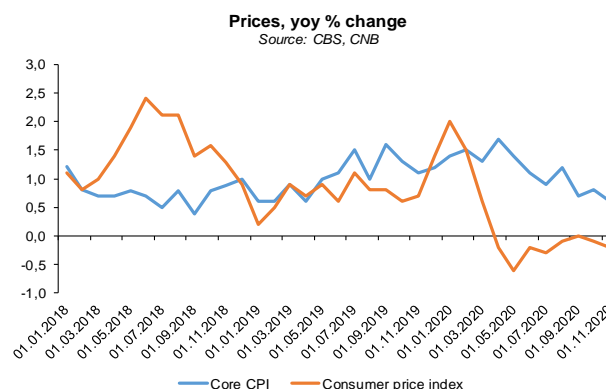
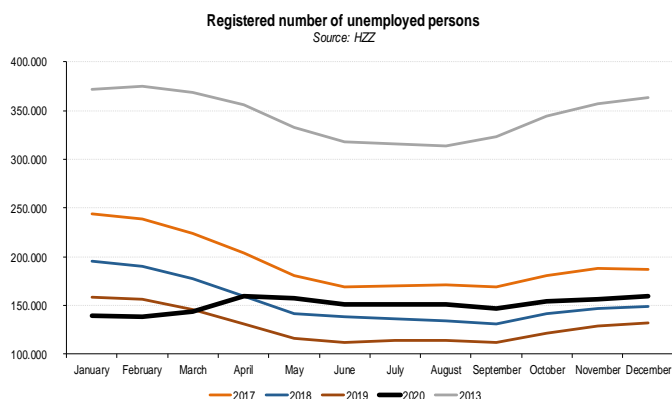
Total number of employed persons during 2020 amounted to an average of 1.540 million, down by 1.2 percent yoy, which is mostly a consequence of the reduction of employment in the service sector, mainly in accommodation and food service activities (-14.5 percent), in line with the decline of total tourist arrivals during the previous year (-63 percent compared to the entire 2019, according to the data of the Croatian Tourist Board), i.e. unfavourable epidemiological situation, for which employment failed to rise more strongly in activities related to tourism. Simultaneously, a more substantial decline of total number of employed persons during 2020 was mitigated by the rising employment in construction by 5.5 percent as well as information and communication by 5.4 percent. Number of unemployed persons last year reached an average of 151 thousand, i.e. up by 17.2 percent compared to 2019 (adjusted unemployment rate reached 8.9 percent, up by 1.3 percentage points yoy), whereby it should be noted that a further deterioration in the labour market during the year was largely forestalled by government programmes of support to the economy, whether through subsidising salaries in the affected activities (at one stage there were almost 503 thousand beneficiaries of this measure, and then the number decreased to approximately 61 thousand in August, which at the time of writing this text was the last available data), whether through measures of support to shorten the working week etc.



PRIVREDNA BANKA ZAGREB d.d.

Macroeconomic developments in Croatia in 2020 (continued)

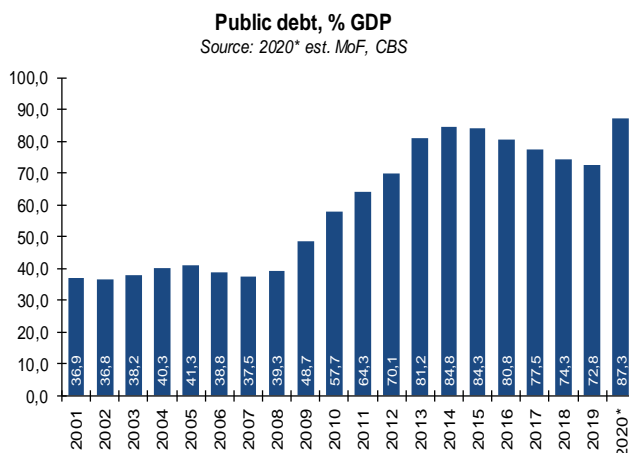
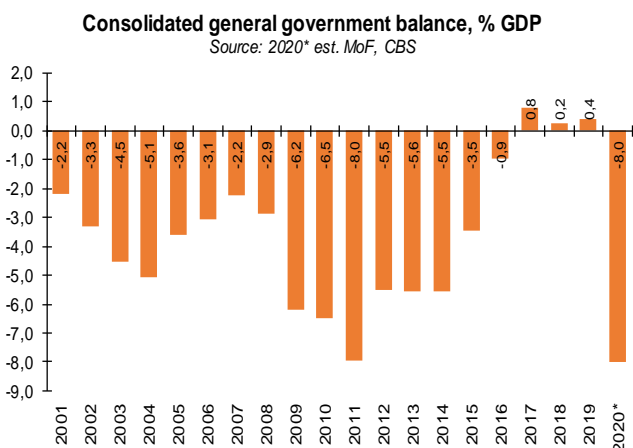
2020 in review (continued)



Over the first eleven months of 2020 consumer prices recorded an average increase of 0.2 percent compared to the same period of 2019, for the most part supported by rising prices of Food by 2.1 percent (of which meat by 5.2 percent and fruit by 9.8 percent), largely resulting from the vanishing effects of a lower value added tax rate on particular foodstuffs introduced in 2019. Relatively strong contribution to the total increase of consumer prices during 2020 also came from 3.5 percent higher prices of Alcoholic beverages and tobacco, especially tobacco (+3.8 percent), as a result of increased excise duties on cigarettes and tobacco products (introduced in last year's April). Simultaneously, the strongest negative contribution to the total movements of the consumer price index came from 4.4 percent lower prices of Transport, owing to a negative trend of crude oil price movements, whereby such movements were caused by a decreased demand for the said energy product amid the global pandemic, as well as creation of reserves and (in the first part of 2020) impossibility of agreeing on the level of production at the largest producers (at the end of the year an agreement was reached on the reduced production in OPEC+ members).

Sharp economic contraction led to a drop state budget revenue, while the need for increased financing of the health system and measures to support the economy created a pressure on the expenditure side, which finally resulted also in the growth of the budget deficit. According to the estimates of the Ministry of Finance, total deficit at the general government level will amount to around 8.0 percent of the GDP, i.e. around 29.5 billion kuna, while the level of public debt in 2020 will advance to the estimated 87.3 percent of GDP. All needs for additional financing were covered by the Ministry of Finance by additional borrowing in the domestic and foreign market. Thus already at the end of February a bond issue was generated in the amount of 15 billion kuna (two HRK issues amounting to 5 and 4 billion kuna, of which the latter was added to the issuance dating to November 2019, and one euro issue amounting to 800 million euro) which refinanced the bonds due in the amount of 12.7 billion kuna. At the beginning of May a new domestic bond was issued in the amount of 1.445 billion euro, and during June also a foreign bond in the amount of 2.0 billion euro for the repayment of the foreign bond due in July and for financing of the increased current needs.

Against the backdrop of an accommodative monetary policy and low interest rates all mentioned issues, despite the crisis, were generated under favourable terms. Simultaneously, during the year, BBB- credit rating was also confirmed with stable outlook by the rating agencies Fitch and S&P, while in November the Moody's agency upgraded the government credit rating by one notch to Ba1 with positive outlook.



PRIVREDNA BANKA ZAGREB d.d.

Macroeconomic developments in Croatia in 2020 (continued)

2020 in review (continued)

Money market started quietly the year 2020 and then following the pandemic outbreak it recorded strong oscillations in liquidity surpluses caused by foreign currency interventions of the central bank focused on stopping the weakening of kuna, by which 20.6 billion kuna were withdrawn in the period from March to May. Thinning liquidity was mitigated by the structural repo operation in March (at which the amount of 3.8 billion kuna was placed for the period of five years), regular weekly repo operations and lowering of the required reserve rate from 12 to 9 percent (by which 6.3 billion kuna were released). The CNB provided support not only to banks, but to the overall financial market by enabling other financial institutions to participate at repo auctions with the aim of maintaining their stability and liquidity. By taking the pressure of the kuna money market also calmed down, demand at the weekly repo auctions vanished, and liquidity surpluses started to advance. Until the end of the year, more precisely in November, the CNB held another structural operation at which the demand was significantly lower (470 million kuna were placed for the period of five years). The average excess liquidity in 2020 rose to 40.3 billion kuna, up by almost 25 percent compared to the year before. The CNB lowered interest rates for liquidity operations thus at the first regular operation the kuna was placed at the rate of 0.30 percent, and already at the next one under the rate of 0.05 percent, while funds at structural operations were placed at the rate of 0.25 percent. Since the beginning of 2020 calculation and disclosure of Zibor as reference rate was lifted, however for information purposes HRK interest rates were quoted, that throughout the entire year stagnated at low levels (3-month rate at 0.3 percent). Interest rates on one-year HRK T-bills remained at 0.06 percent, while interest rates on one-year HRK T-bills with FX clause varied among -0.05 and 0.00 percent.

The beginning of the year brought a slight increase, namely stagnation of the spread between yields of domestic and German government bonds, however a sharp rise was observed starting from March amid increased uncertainty that adversely affected the financial markets. This constrained the CNB to resort to quantitative easing for the first time in its history, i.e. to initiate the government-bonds purchase programme aimed at containing the price drop, forestalling market freeze and ensuring liquidity of the financial system and facilitating government financing against a backdrop of the soaring budget gap. The central bank thus, through five auctions held from March to June, purchased from financial institutions HRK bonds and bonds with FX clause of market value amounting to 20.3 billion kuna and the spread in yields between 10-year domestic HRK bond and German government bond was cut down from the maximum value of 200 b.p. (recorded in May) to 130 b.p. at the end of the year. The spread between 10-year domestic euro bond and German government bond recorded a slightly higher maximum number of 270 b.p. (at the end of March) because it was not included in the CNB's purchase programme, and then at the end of the year it fell to 110 b.p. The average yield on the 10-year HRK bond in 2020 thus dropped by 30 b.p. to 1.0% exclusively owing to the declined yield on German government bonds since the spread remained at 150 b.p., while the average yield on the 10-year euro bond dropped by 20 b.p., whereby the spread remained at 160 b.p. At the of February in the domestic capital market an issue was realised of a 20-year bond with an interest rate of 1.25 percent in the amount of 800 million euro and 5-year bond with an interest rate of 0.25 percent in the amount of 5 million kuna. In May again in the domestic market the amount of 1.445 billion euro of a 7-year bond was issued with an interest rate of 0.75 percent, and in June in the international capital market a euro bond was issued in the amount of 2 billion euro due in 2031 with an interest rate of 1.5 percent.

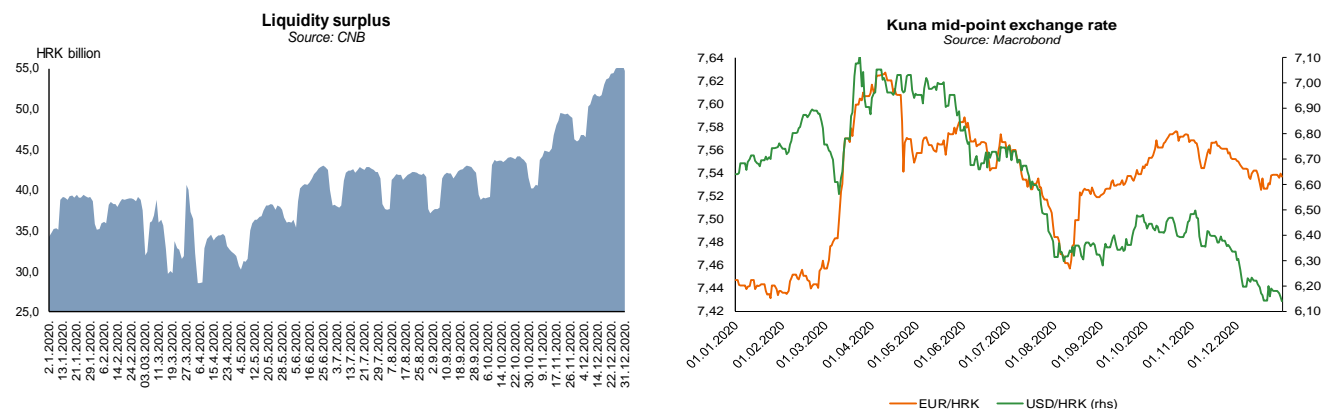
The HRK exchange rate faced strong depreciation pressures following the pandemic outbreak and the consequent growth of volatility in global financial markets that resulted in withdrawals of investors from domestic investment funds, as well as growing uncertainty due to the impact of the pandemic on the upcoming tourist season. In order to mitigate the pressures, the central bank through FX auctions and direct transactions with banks in the period from March to May sold to banks the amount of 2.7 billion euro which resulted in stabilisation of the exchange rate, but also caused the foreign reserve assets to decline from the level of 19.5 billion euro at the end of February to 15.7 billion euro at the of May. What also contributed to the stabilisation of the exchange rate was the establishment of a swap line with the ECB in April at the level of 2 billion euro, by which in the event of further interventions the drop in reserves would be prevented from continuing (in August the line was extended to the period until the end of June 2021). The exchange rate then entered a quieter period, particularly after July 10 when Croatia received the green light to join the ERM II, and the central parity was determined at 7.53450 kuna to the euro. Simultaneously Croatia had also entered the Banking Union following which event the ECB from October started to directly supervise the systemically important institutions. From July until the end of the year the CNB intervened only once more, in mid-December, when the exchange rate dropped below 7.52, by purchasing 130 million euro from banks, indicating that it would allow only mild fluctuations around the central rate. The average EUR/HRK exchange rate in 2020 amounted to 7.53 kuna to the euro, up by 1.6 percent yoy, while the average USD/HRK exchange rate amounted to 6.61 kuna to the dollar (-0.2 percent yoy).

PRIVREDNA BANKA ZAGREB d.d.

Macroeconomic developments in Croatia in 2020 (continued)

2020 in review (continued)

Overall net effect of the CNB's measures on the HRK and FX liquidity implemented from March to June (FX interventions, liquidity operations, reserve rate decline, bond purchase) reached 2.3 percent of the estimated GDP from 2020.



In addition to the illustrated measures in the field of monetary policy, the CNB shortly after the pandemic outbreak, following the positions of EBA and ECB, passed a series of supervisory measures by which it greatly facilitated operations of banks as well as financial standing of the private sector. The CNB thus postponed the fulfilment of supervisory measures, suspended the direct supervision, allowed the use of capital reserves and liquidity with a simultaneous dividend ban and enabled banks not to necessarily classify the low risk loans under moratoria into a higher risk category until the end of March 2021. This facilitated the banks' approval of moratoria on existing loans and approval of new loans, especially the ones for liquidity.

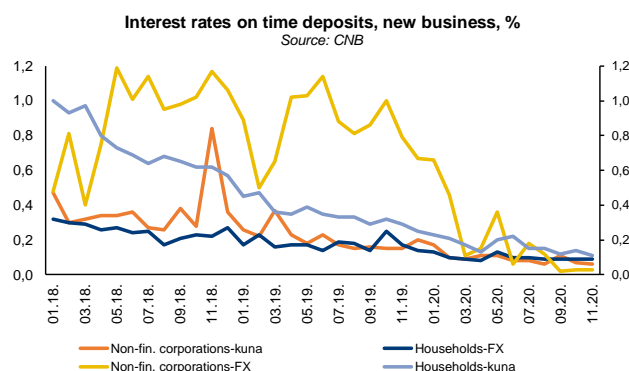
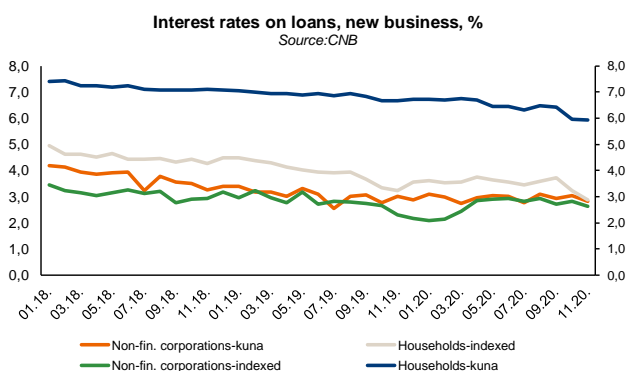
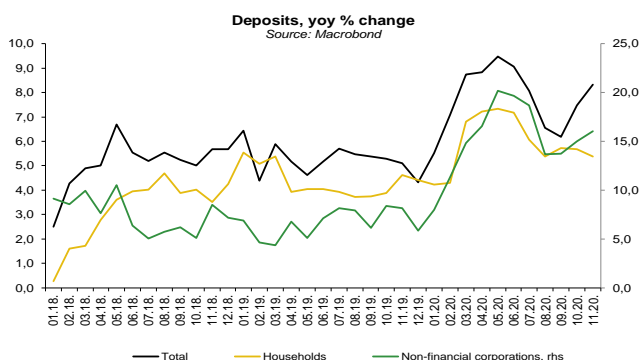
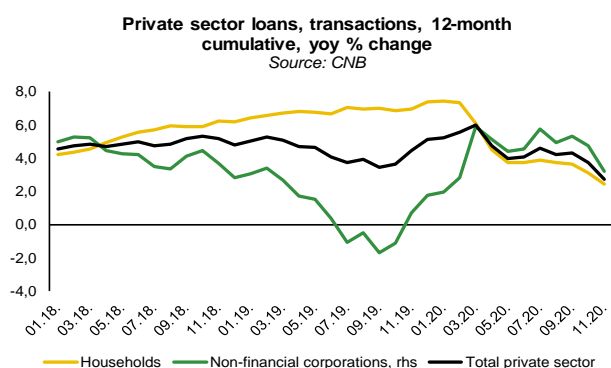
Movements of banks' assets in 2020 were considerably affected by the growth of deposits along with a simultaneous growth of credit portfolio, induced primarily by soaring lending to the central government amid the growing budget gap. Private sector generated a moderate credit portfolio growth as the demand weakened, apart from refinancing and liquidity loans (in the second quarter), and a substantial part of the portfolio was placed under moratoria. Housing loans recorded a robust growth, strongly supported by subsidies, while the yoy growth rate of cash loans noticeably decelerated and finally fell below zero, pressed by unfavourable developments in the labour market. Total loans in November posted an increase of 4.5 percent yoy, whereby loans to the central government and social security funds advanced by 14.8 percent, and to the private sector by 2.6 percent (households 2.7 percent, non-financial companies 2.5 percent). Movements of loans according to transactions did not differ in 2020 considerably from the stock data due to a weak sales volume, thus according to transactions the cumulative increase of loans to the private sector in November reached 2.7 percent yoy (households 2.4 percent, non-financial companies 3.2 percent). Growth of deposits noticeably accelerated following the introduction of lockdown that brought reduced mobility and cut down, i.e. postponement of consumer spending, and growth was also incentivized by fiscal measures in terms of subsidised salaries and forgiveness and postponement of taxes and contributions. The very onset of the pandemic was marked also by a significant transfer of funds from investment funds to bank deposits which brought about a noticeable leap in euro savings (in citizens around 260 million euro). Growth rate of total deposits thus recorded its peak in May, rocketing to 9.5 percent yoy (households 7.3 percent, non-financial companies 20.2 percent) to then decelerate in the following weeks and in November it amounted to 8.3 percent yoy (households 5.4 percent, non-financial companies 16.0 percent), whereby funds on transaction accounts posted an increase of 19.6 percent, FX savings of 4.6 percent, and HRK savings continued to drop (-8.5 percent).

Interest rates of banks maintained its multiannual downward trend in 2020 amid ample liquidity, keeping reference interest rates at low levels and weakened credit demand of the private sector. Compared with the average of 2019, over the first eleven months of 2020 the average interest rate on loans to the private sector decreased by 30 b.p. both on HRK loans and loans with FX clause, amounting to 5.5 and 3.0 percent respectively. Interest rate on housing loans was on average lower by 10 b.p. amounting to 2.9 percent on HRK loans and 3.0 percent on loans with FX clause. The average interest rate on the time deposits of the private sector in the same period decreased by 20 b.p. on HRK savings and by 30 b.p. on FX savings (to 0.1 percent for both savings).

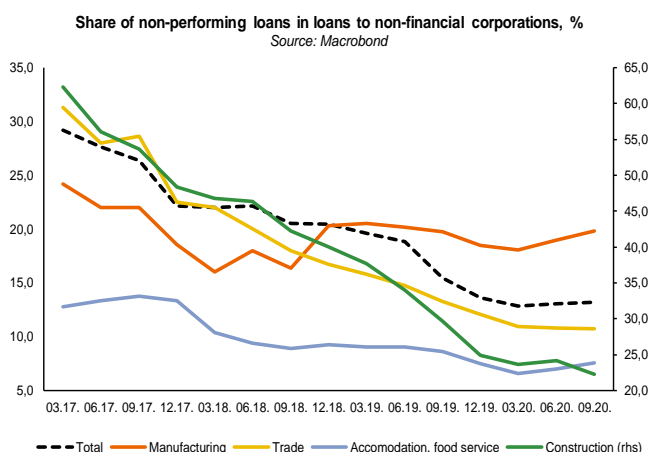
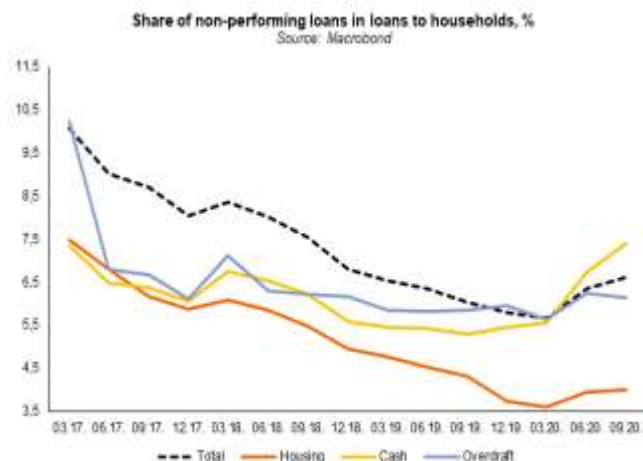
PRIVREDNA BANKA ZAGREB d.d.

Macroeconomic developments in Croatia in 2020 (continued)

2020 in review (continued)



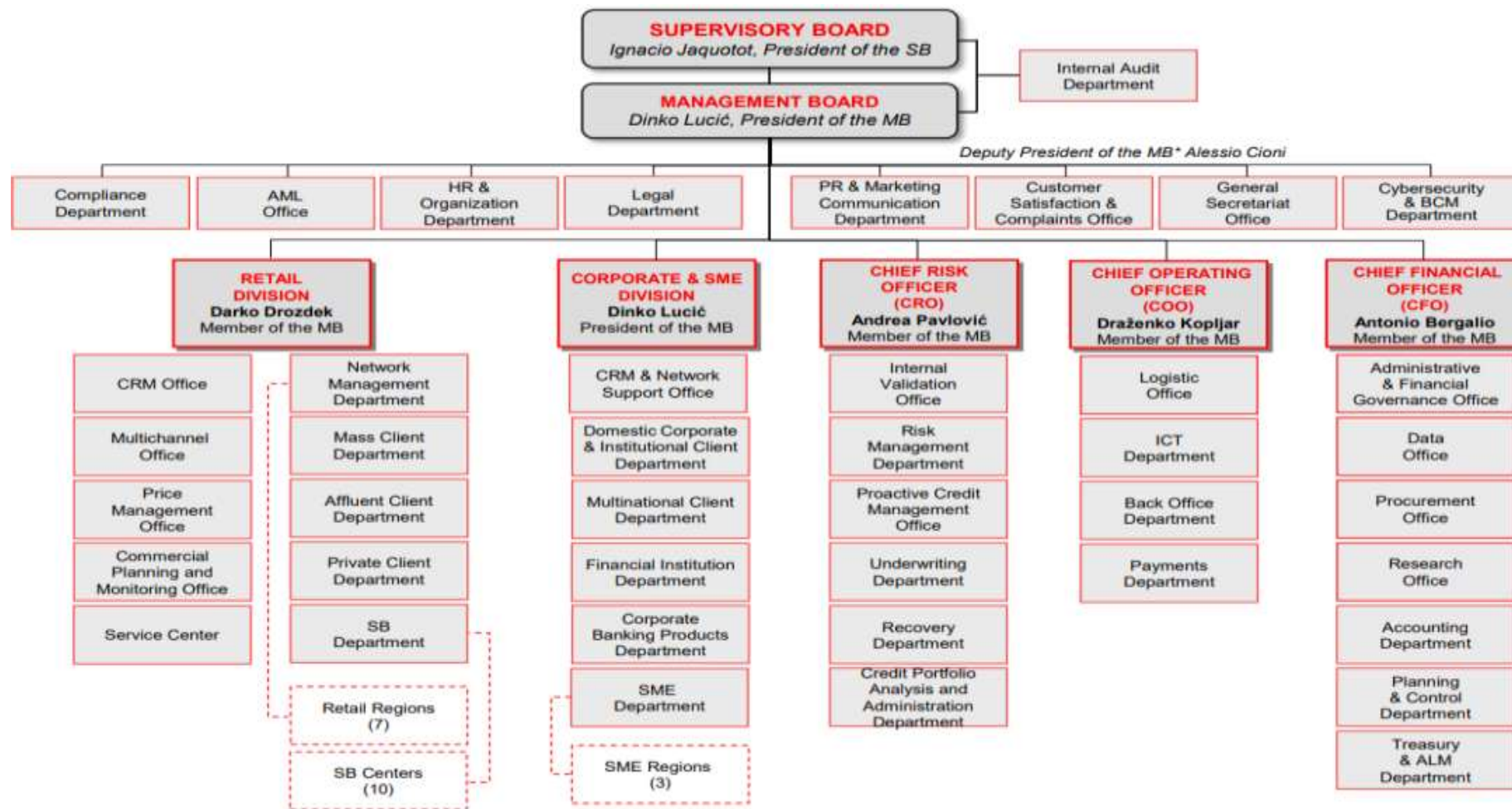
Amid relaxation of prudential measures and supervisory expectations, growth of the share of non-performing loans over the first three quarters of 2020 was mild. The share of non-performing loans in total loans of banks at the end of September amounted to 5.5 percent, equally as at the end of 2019, while in the same period in loans to the private sector a growth of the share was recorded of 0.3 p.p. to 9.1 percent. Loans of non-financial companies recorded a decrease in the share of 0.5 p.p. to 13.2 percent owing to a decreased share in the construction (-2.6 p.p. to 22.3 percent) and trade (-1.3 p.p. to 10.8 percent) and stagnation in accommodation and food service activities (at 7.6 percent). The most unfavourable trend was realised by manufacturing with an increased share of 1.3 p.p. to 19.8 percent. Total capital ratio of banks was slightly increased during 2020 owing to the dividend ban thus at the of September it amounted to 25.0 percent, up by 0.2 p.p. compared to December 2019. Although the growth of non-performing loans was mild over the first nine months due to the modified regulations, credit institutions, by carefully managing their portfolios, set aside considerably higher amounts of provisions in the indicated period, which resulted in a decline of their net profit by 44.7 percent yoy.



PRIVREDNA BANKA ZAGREB d.d.

Business description of the Bank

Organisational chart



PRIVREDNA BANKA ZAGREB d.d.

Business description of the Bank (continued)

Privredna banka Zagreb d.d. was founded in 1966 and has consistently been a leading financial institution in the Croatian market, with an established business base and a highly recognized national brand name.

During all periods of its history, PBZ supported the largest investment programs in tourism, agriculture, industrialisation, shipbuilding, electrification and road construction. PBZ has become a synonym for economic vitality, continuity and the Croatian identity.

Privredna banka Zagreb d.d. today is a modern and dynamic financial institution, which has actively sought and won the role of market leader on the financial markets in Croatia. It is a fully licensed bank with nationwide branch network. With its nationwide network of branches and outlets, as well as a broad group of banking and non-banking subsidiaries, PBZ is one of the universal banks that cover the whole territory of Croatia.

Organisational Structure and Business Activities

According to data from the end of 2020, PBZ is the second bank in terms of total assets in Croatia and the fifth bank in terms of subscribed share capital. PBZ is also one of the largest Fixed Income and Foreign Exchange dealers in Croatia as well as a leading player on the domestic syndicated loan market. With an outstanding reputation for innovative financial solutions, the Bank has been consistently recognised as the leading Arranger of equity, debt and commercial papers issues in the Republic of Croatia. The Bank is strongly focused on customer satisfaction and a high-quality customer experience. Aware of its role and influence on society, PBZ's corporate values integrated in daily operations include not only business success, but also care for people, the sustainable development of its business and the overall improvement of quality of life in the community where it operates. It has consistently been a leading financial institution on the Croatian market with an established business base and recognised national brand name.

Upon successful privatisation in December 1999, PBZ became a member of Gruppo Intesa Sanpaolo – the largest Italian banking group and one of the most significant financial institutions in Europe. With this partnership, PBZ has retained its business strategy aimed at modern forms of banking and new products, confirming its image of a dynamic and modern European bank, which meets the demands of the market and its clients. The benefits of strategic partnership are clearly visible in the continuously improving financial results of the Bank, as well as of the PBZ Group.

Along with the adoption of the business and corporate governance standards set by its parent bank, Privredna banka Zagreb d.d. has maintained the strategic development orientation of a modern, client oriented, technically innovative universal financial institution. PBZ is focused on the continued advancement of its economic performance well into the future, as well as strengthening its position as a product leader in offering the most progressive banking products, through the optimal mix of traditional and modern distribution channels. This ensures that PBZ will continue to be able to set standards of the highest quality for product innovations and services offered to both its domestic and international clients.

This commitment to quality and advanced banking practices is clearly seen by the fact that Privredna banka Zagreb d.d. received a numerous international and domestic awards and acknowledgments in 2020:

- The Banker's Bank of the Year Awards - "Bank of the Year in Croatia"
- The Euromoney Awards for Excellence – as the best bank in Croatia
- CEO Today Europe Awards 2020
- "Excellence during challenges" acknowledgement for HR practices during Covid-19 pandemic and earthquake in Zagreb
- Certificate for the Best Employer in 2020 according to the criteria of the ISF white standard © Employee respect
- "Zlatna bilanca" (The Golden Balance Sheet) award by Financial agency for the most successful bank in Croatia in 2019
- Women's Choice Awards as the favourite bank in Croatia
- CSR index award for socially responsible policies for the protection of children's rights
- "Zlatni index" (The Golden Index) of the student population

Privredna banka Zagreb d.d. currently employs some 3,529 employees and provides a full range of specialized services in the areas of retail, corporate and investment banking services. The business activities of the Bank are organized into three principal client-oriented business groups.

PRIVREDNA BANKA ZAGREB d.d.

Business description of the Bank (continued)

Retail Division

In the retail banking segment, PBZ has a comparative advantage over its competitors due to the fact that it has the most extensive branch network in Croatia, consisting of 161 organizational units in 6 regions (7 regions from February 2021), 19 retail sales centers and 10 SB centers, which cover the entire territory of Croatia.

With the aim of improving the customer experience and business efficiency within the framework of achieving the business plan goals for the period 2018 - 2021, the parent bank initiated a transformation process according to a new service model based on the best experiences of the Group. More and more frequent and intense changes in the market bring new challenges on a daily basis, which the Bank must recognize, monitor and actively adapt to in order to continue to provide high quality customer service in accordance with their needs and growing expectations. The old service model was mainly based on a reactive approach and was dependent on cash transactions and the customer's arrival to the branch, the new service model follows the trends of changing customer habits by introducing activities dedicated to developing customer relationships. Through the new service model, activities of lower value are being migrated from branch offices to direct channels and in branch offices replaced with activities that are more complex with greater proactiveness and dedication to the client.

The year 2020 was very challenging for the Bank, primarily due to the outbreak of the COVID-19 pandemic, and additionally due to the consequences of the earthquake that affected Zagreb and its surroundings, and at the very end of the year the Sisak-Moslavina County.

The new situation required a quick reaction and adjustment of numerous business activities and required maximum engagement, consideration of a new work model and significant adjustment of all involved participants.

The Bank adjusted to the guidelines of the National Civil Protection Headquarters with continuous reductions in branch office hours in almost entire retail branch network, as well as to occasional branch closures.

In addition to the COVID-19 pandemic, Zagreb and its surroundings were hit by a strong earthquake in March, due to which nine branches were temporarily closed until the aftermath of the earthquake was removed, while two branches had to be closed permanently due to security conditions.

In order to maintain business continuity and availability of services to clients and ensure adequate health protection measures for employees and clients in branches, all in accordance with the guidelines of the National Civil Protection Headquarters, the Bank has implemented additional measures such as social distance, working in teams to avoid contacts between shifts, as well as a model of working from home for branch managers and relationship managers.

At the end of 2020, the Sisak-Moslavina County was hit by a devastating earthquake, due to which two branches suffered significant damage and are currently closed until further notice. In order to alleviate the financial situation of the affected clients from the areas affected by the earthquake, the Bank is working intensively on the introduction of certain relief measures. Our customer orientation is confirmed by "Inovacija", a rewarding scheme for clients who use several product groups (up to 8) and who are given discounts on fees charged or awarded incentive interest rates.

Our focus on the client is confirmed by "Innovation", a reward program for clients who use several product groups (up to 8 of them) and who are granted discounts on fees or are granted incentive interest rates.

In addition to restructuring and repositioning the traditional distribution channels of the business network, PBZ continues to develop and improve its direct banking distribution channels. It has extended the network of ATMs that accept Maestro, Mastercard, Visa and Visa Electron as well as Visa Premium, Diners Club International, and China Union Pay cards (a total of 760 ATMs). PBZ continuously invests in the further development of the ATM network generating new revenues in cooperation with partners; Croatian and foreign companies with an independent ATM network. Together with the partners, the PBZ ATM network has 1,500 ATMs. The number of EFT POS's (point of sale) was 28,544.

As a leader in modern technologies, PBZ has expanded its distribution channels and products using the most advanced technology in implementing its *on-line* services. The latest digital trends are part of the clients' daily routines, and PBZ wants the clients to have such an experience when doing business with the Bank. Therefore, it has developed PBZ digital banking service, which is the concept of a new PBZ Internet and mobile banking with new functionalities with the option to personalize the app according to the needs and wishes of the clients. The new interface provides unique user experience and functionalities, regardless of which device or app the clients are using (computer, tablet or mobile phone). In the new service, the clients have a graphic representation of their assets with the option to manage them according to their own preferences.

PRIVREDNA BANKA ZAGREB d.d.

Business description of the Bank (continued)

Retail Division (continued)

With the improvement of existing functionalities, numerous new options and functionalities are available, such as #withKEY (a mobile token integrated into the mobile banking app that provides easier access to internet application), #withCASH (cardless cash withdrawal), #withPAY (a payment concept between the service users using a mobile phone number), #withSAVE (a small daily savings concept), #withSIGN (qualified electronic signature that allows a user to sign contracts for banking and financial services without having to go to the PBZ branch office), Google Pay and Apple Wallet, app login using fingerprints or face identification, quick overview of the balance without logging into the app, the option to receive automated notifications to the mobile device on account and product changes according to the user's selection, contractual documentation and receipts of completed transactions all in one place in the application, the option to transfer funds between user accounts without authorization, transfers of small amounts to the trusted beneficiaries without authorization, defining their favorite recipients, Scan and Pay functionality – the option to pay payment slips which have a 2D bar code, etc.

In order to enable clients to remain protected and safe in the new pandemic situation, and to conduct their banking business as much as possible from the comfort of their home, in 2020 the Bank provided several additional benefits through online banking. We emphasize the possibility of payment from the protected income account and contracting PBZ digital banking online without the need to go to the branch with a special benefit free of charge for the first 3 months for new users. Also, through the new Remote Offer service, PBZ digital banking users can sign documentation online and conduct part of transactions without going to the branch.

These achievements have firmly established PBZ as the Croatian market leader in electronic banking, as well as the technological leader on Croatia's financial market. PBZ was one of the leading banks in Croatia to implement secure e-commerce based on 3D Secure technology (Verified by Visa and Mastercard SecureCode) and CAP/DPA technology for user authentication. PBZ has also introduced innovative service – an Internet channel for distribution of investment banking services, now brokerage services on the domestic stock exchange and as well as custody accounts. In the area of retail product development, PBZ is constantly monitoring market demands and improving its wide range of products and services accordingly.

Based on identified needs, PBZ recognized its role in the environmental protection and social responsibility, and therefore amended and extended its product offer with loans such as Energo loans, tuition fee loans and student cost of living loans, loans for retired persons, socially stimulated housing loans, state subsidy housing loans, etc. In addition to responding to market requirements, PBZ is monitoring regulatory and legislative requirements and timely adjusting its products and services to them.

Overall in the period from 2000, PBZ established itself as the market leader in retail loans with over 22 percent share in the loan market on the Group level. In the area of savings, the PBZ Group has significantly increased its deposits, with over 22 percent of all retail deposits in Croatia.

PBZ's retail operations in 2020 comprise the following departments: Multichannel Office, CRM Office, Network Management Office, Price Management Office, Mass Client Department, Affluent Client Department and Private Client Department. From February 2021 the following departments joined them from Small Business & SME Division which operated in 2020: Commercial Planning & Monitoring Office, Service Center and SB Department.

Multichannel Office

Direct distribution channels function (Multichannel Office) is responsible for the development and maintenance of *on-line* banking channels (Internet and mobile distribution channels), ATMs and other self-service terminals, as well as contact center (subfunction Customer Contacts – Retail). Development activities include participation in research and development of innovative multichannel solutions with aim of improving customer experience and achieving the strategic goals of the Bank, supporting the integration of CRM solutions in direct distribution channels, development of own and partner network of ATMs, cooperation on marketing and promotional projects, customer training and education as well as improving sales of *on-line* services in PBZ branch network.

CRM Office

Customer Relationship Management Office (CRM Office) operations are analysis and development of client relationships models as well as supervision and implementation of measurements of the key indicators related to distribution network, production and services effectiveness with focus on retail customers for the Bank and other PBZ Group members. Key tasks include CRM activities, conducting various analyses (of clients, products, services and distribution network) and direct marketing, the development of support for better customer relationship management and key success indicators calculation in managing relations between the client and the Bank.

PRIVREDNA BANKA ZAGREB d.d.

Business description of the Bank (continued)

Retail Division (continued)

Network Management Office

The Network Management Office is responsible for organization, development, coordination, support and monitoring of the Retail Business Network, the fundamental distribution channel with Bank's retail clients, contact channels with retail clients and subcontractor sales network.

Due to the new circumstances caused by the outbreak of the COVID-19 pandemic, the organization of the network was particularly challenging, given the significant number of employees who were in self-isolation on a daily basis.

Due to the consequences of the earthquake that hit Zagreb and its surroundings, the Bank had to temporarily close nine branches, while two branches were permanently closed due to security conditions.

The most important responsibilities of the Office include managing retail regions and contact channels for retail clients, managing subcontractor sales, capital investments and investments into business network, HR management of business network, participating in specifying and dividing budget amounts and remodeling the setting of targets, measuring effects and awards in the business network and conducting development and education of HR, defining and continuously advancing modality, process, procedures and rules, and prescribing instructions for advancing modalities, processes, procedures and rules for prescribing instructions regarding regular planning, as well as planning and introducing new technologies in business, and development and supporting.

Price Management Office

The activities of Price Management Office encompass qualitative and quantitative analysis, as well as analysis of financial impacts related to pricing, measurement of key indicators for price realization and monitoring of market dynamics. Responsibilities of the Office include participation in price definition in cooperation with business segments, assessment of effectiveness of pricing activities and recommendation of corrective actions in case of need, as well as definition of business requirements and supervision over implementation and delivery of pricing tools.

Mass Client Department

“Mass” Clients’ task is to define and implement business strategies and policies, products and services as well as value propositions and pricing for the “Mass” segment. It designs and updates the “customer journey” for the relevant segment and products and services. It develops, manages and updates products and services related to Current Accounts, Transaction, Mortgages, Personal Loans and Non-life insurances for Retail clients of all segments. In co-operation with ISP Card it manages and updates products and services related to Cards. In co-operation with the Network Management it supports and provides commercial coordination to the segment-related sales force in the Branch Network.

Affluent Client Department

The "Affluent" Client Department is responsible for defining and implementing business and commercial strategies, products and services as well as value propositions and pricing for Affluent segment. Its task is also designing and updating the “customer journey” for the Affluent segment, supporting and providing commercial coordination to the Affluent-related sales force in the Branch Network and providing sales coordination for Affluent segment, supporting the Branch Network and the sales channels in adopting the defined strategies in order to reach the sales target of the Affluent segment. Responsibilities the Affluent Client Department include the development, management and updating of products and services related to time deposits for individuals in all segments, products and services related to investments and life insurance in cooperation with Eurizon Capital, Banca IMI ISP Division Insurance and local partners, and the management and updating the investment advisory service.

Private Client Department

The "Private" Client Department is responsible for defining and implementing business and commercial strategies products and services as well as value propositions and pricing for Private segment. Its task is also designing and updating the “customer journey”, managing commercial coordination of the Private segment, and also managing and updating investment advisory services.

PRIVREDNA BANKA ZAGREB d.d.

Business description of the Bank (continued)

Retail Division (continued)

Commercial Planning & Monitoring Office

Commercial Planning and monitoring office are responsible for monitor budget achievement of Retail and Small business Division by Segments, and to timely provide detailed reports related to the fulfilment of the assigned targets to Network Management Department and to Segment Departments.

The office assists the different functions of the Retail and Small business Division in the set up and the planning of the necessary action plans, in the event of significant deviations from the commercial targets. It is responsible for monitoring sales campaigns trends and their retention ratio, in cooperation with Multichannel & CRM.

The office provides qualitative and quantitative analysis on the performances of the Retail and SB Network and of the Digital Channels, through the development of commercial productivity analysis models, and to produce periodic and ad-hoc reports to Segment Departments.

Service Centre

Service centre office is responsible for support to the SB business network in the area of resolving inquiries related to the credit process and payment products and services.

The office is support to the SB business network in the area of central opening and account closing, as well as processing of non-standard contractual documentation in the part of the credit process for SB clients.

Service centre has the aim to providing information and support for the use of the Bank's products and services for business clients through the contact centre. They execute proactive sales activities through outgoing calls, which includes the fulfilment of the contact strategy and onboarding calls to new clients of the Bank.

Additionally, the office is responsible for resolving business client complaints in cooperation with the SB business network and the Customer Satisfaction Office

SB Department

SB Department is primarily responsible for the organization, portfolio management and sales monitoring, sales coordination and support, service model improvement, processes and products.

SB Department has the aim to set up, maintain, manage and develop relationships with SB clients in order to strengthen the Bank's presence in that segment in line with the strategy and to achieve the segment's sales targets and a high level of customer satisfaction.

Additionally, SB Department has the aim to identify customer needs, ensure coordination of sales for this segment and provide support to the SB network and sales channels in order to achieve customer satisfaction.

Corporate Division

Privredna banka Zagreb d.d. is one of the leading Croatian banks in the field of corporate banking. Taking into account a wide range of products and services offered to its corporate clients both locally and internationally, it is difficult to find a major company in Croatia today that does not bank with Privredna banka Zagreb d.d. Supported by powerful electronic distribution channels, our network of well-organized branches is the key driving force in serving our clients efficiently. We strive to create additional value by providing integrated financial solutions designed to satisfy the individual requirements of our clients.

Privredna banka Zagreb d.d. has developed a modern platform for supporting classic cash as well as other transactions of corporate clients within the Bank's network. A wide network of correspondent banks, and its SEPA reachability, make it possible for the Bank to offer its clients fast and affordable services in the area of international payments.

Also, Privredna banka Zagreb d.d. has significantly improved the process of handling domestic payments. The Bank directly participates in the Croatian RTGS system (HSVP) and in the national clearing system (NKS) and thus has the ability to process any payment through the most appropriate channel. The Internet banking service for corporate clients – PBZ COM@NET, after being upgraded, is available for both domestic and international payments. In terms of investment banking, Privredna banka Zagreb d.d. is a dominant participant in the Croatian market. It has originated many contemporary products and has initiated and largely contributed to the development of the financial market in the country. Because of its active role in the primary and secondary capital market, PBZ has been recognized as a market leader. We are determined to keep the position of the best financial institution in the region. Such recognition has been given by our clients because of our ability to deliver the best service in everything we do.

PRIVREDNA BANKA ZAGREB d.d.

Business description of the Bank (continued)

Corporate Division (continued)

The Corporate Division consists in 2020 of the following organizational units: Domestic Corporate and Institutional Client Department, Multinational Client Department, Financial Institutions Department and Corporate Banking Products Department. From Small Business & SME Division which operated in 2020, in February 2021 the following departments joined them: CRM & Network Support Office and SME Department.

Domestic Corporate and Institutional Client Department

The Domestic Corporate and Institutional Client Department is responsible for business relationships with the largest domestic corporate clients, central government, public institutions, public utility companies and related companies and institutions. The Department is also responsible for handling and monitoring the entire business relationship with major private enterprises, whose relationship with the Bank is exceptionally complex and structured, which implies the multiple interweaving of the products and services they use. Business activities of this Department include presentation and sales of Bank products to existing and potential clients, preparing and organizing specific presentations for the sale of products and services of the Bank, advising clients on all forms of financing and creation of the best possible solution for the respective entity, submitting offers to clients, providing incentives for product development and coordination between all organizational units of the Bank and the concerned client. In cooperation with other organizational units, the Department offers all types of banking products and services such as opening of business accounts, contracting Internet banking, various models of deposit transactions, granting all types and forms of short-term and long-term financing, including loans from external sources, club loans and syndicated loans, purchase of receivables, project financing, factoring, letters of guarantees, letters of credit, cash handling services (organization, collection and transportation of cash, cash pooling), as well as services in card operations, leasing, investments in funds, multi-purpose facilities, providing financial support to export-oriented businesses and other innovative solutions adjusted to the requirements of each single client. In coordination with other units of the Bank, we participate in cross-selling of all the PBZ Group products.

The Domestic Corporate and Institutional Client Department also provides agency services to clients, by performing transactions on behalf and for the account of the particular principal, as well as by carrying out activities in its own name and for the account of the principal – all in accordance with the mandate of an agent, as agreed in a specific case. In every segment of its business activities, operations and services, the Department seeks to promote the highest banking standards, first and foremost by fostering a highly professional as well as flexible approach both to its present and potential clients.

Multinational Client Department

The Multinational Client Department is responsible for establishing and managing business relationships with companies in foreign ownership, foreign legal entities – non-residents and other companies in private ownership, and it provides clients with a full range of banking services by offering both standardized and customized products in cooperation with other organizational units of the Bank as well as other members of the PBZ Group, and also in coordination with the Intesa Sanpaolo Group.

Clients receive an individual approach, which considers their specific needs, and are provided with various banking and advisory services as well as support to all aspects of their business activities. Clients have at their disposal the following banking products and services: opening of transaction accounts/sub-accounts, centralized account management, contracting of internet banking services for businesses via COM@NET and services of INBIZ internet banking Intesa Sanpaolo for Multinational clients, Global and National Cash Pooling, Global Cash Management, deposit transactions and liquidity surplus management, cash handling services (organization, collection and transportation of cash), service of using smart safes in cooperation with external partners, approval of all types of loans from own funds and/or borrowed assets/other resources, including sources of development banks and syndicated loans, project financing, purchase of receivables, B/E discounting, issuing of guarantees and letters of credit, advisory services related to all aspects of financing, card operations, leasing, retail products designed for employees of our corporate clients, and many other products and services.

The Organisational unit also assists foreign investors in the process of establishing a company or a branch office in Croatia, provides advisory services and general information about the terms and requirements for conducting business in Croatia and about effective regulations, as well as useful contacts with all the other relevant institutions in RH of key importance for the realisation of foreign investors' planned business activities in RH. The Department also renders information services to domestic clients about the terms and conditions for the opening of non-resident accounts in countries where the Intesa Sanpaolo Group is present and where the Bank's clients plan to operate and enables contacts and connections with potential business partners – clients of the Intesa Sanpaolo Group member banks in the country of planned business operation.

PRIVREDNA BANKA ZAGREB d.d.

Business description of the Bank (continued)

Corporate Division (continued)

Financial Institutions Department

The Financial Institutions Department, as an important organizational unit within the Bank, is responsible for establishing, maintaining, promoting and managing a complex and extensive network of business relations between the Bank and more than 1000 domestic and foreign banks and other financial institutions (including investment and pension funds, payment services providers, etc.) in both emerging and mature markets. The Department is also responsible for participation in cross-selling of a wide range of various services and products offered by the Bank and PBZ Group, as well as for providing professional advice and offering individual, single source solutions, tailored to suit specific requirements of our existing as well as prospective clients.

New business opportunities are created on the basis of mutual trust, continuity of relationships and personal commitment of our relationship managers, who provide support to our clients as reliable partners, supplying them with full information on the entire product range of the PBZ Group. Such attitude represents a sound foundation for consistent and successful maintenance of both the existing relations as well as creation of new business opportunities and establishment of mutually satisfying cooperation. The Department is able to offer tailor-made financing solutions to all the Bank's clients, including trade finance, loans and specialized arrangements with financial institutions (both domestic and international), buyer's credits and forfaiting for the promotion of Croatian export, etc. PBZ has profiled itself as the leading commercial bank in Croatia in providing export financing through Buyer's Credits. In order to support payments and the documentary business of the Bank's clients, the Bank has concluded a number of special arrangements and contracts, that together with the use of innovative possibilities in cooperation with renowned foreign financial institutions, contribute to easier operations of its clients abroad. It should be emphasized that PBZ is the first Croatian bank that has fully implemented Global Cash Management and one of the first offering SEPA payments to its clients. By continuously investing in new channels and methods of effecting international payments, we are able to provide our clients with a highly efficient, time saving and cost-effective execution of their payments around the world. In close cooperation with its foreign bank partners, PBZ has achieved a Straight Through Processing (STP) rate of 99.9 percent, thus continuously, year after year, receiving STP excellence awards given by eminent foreign banks (Deutsche Bank AG, Citibank NA, JP Morgan Chase NA and The Bank of New York Mellon).

Through our well-developed correspondent network, Bank's clients have direct access to all world markets, which is crucial for their export and import activities. Thanks to the commitment of an experienced team of trade finance specialists who act in synergy with the team of relationship managers within the Department, the Bank is able to provide strong professional support to and facilitate financing of export-oriented customers, as well as imports of equipment, construction works, and other specific projects. In response to the needs of the market, the Bank has started to effect inland documentary payments, being the first bank in Croatia that offers such service to its clients.

In order to provide all Bank's clients with the best possible yet diverse offer, the EU Desk team has been set up within the Financial Institutions Department which actively provides clients with information and advisory services regarding EU financial instruments, programmes and EU Tenders. The Bank participates in a number of EU financial instruments, which transform EU funds into financial products such as loans, guarantees, and other risk-bearing mechanisms. The Bank participates in granting of financial instruments such as 'ESIF Growth and Expansion Loans', 'ESIF Loans for Rural Development' - long-term investment loans for SME projects in the processing industry, tourism, creative industry and knowledge-based services, and in agriculture. Also, the Bank participates in several guarantee schemes. Thus, 'ESIF Capped Portfolio Guarantee', 'COSME Capped Portfolio Guarantee' are financial instruments structured to support micro and medium sized enterprises. INNOVFIN is a financial instrument that supports projects of innovative SMEs and Small Mid-caps (with less than 499 employees). ERASMUS provides financial support to students from Croatia, studying for their Master's degrees in one of the 33 Erasmus+ programme countries, and Privredna banka Zagreb d.d. is the only bank in Croatia that provides such support to Croatian students.

Further, acting in close cooperation with supranationals such as the European Investment Bank, European Bank for Reconstruction and Development, and the Croatian Bank for Reconstruction and Development (HBOR), PBZ provides funds for on-lending to its clients, i.e. for financing of projects aimed at improvement of environmental, health and safety standards, improvement of product quality and energy efficiency in line with EU requirements, and similar projects.

The facts presented above prove our dedication to the highest professional standards in dealings with supranational institutions and the European Union.

PRIVREDNA BANKA ZAGREB d.d.

Business description of the Bank (continued)

Corporate Division (continued)

Financial Institutions Department (continued)

The Department is also responsible for ensuring the long-term funding of the entire PBZ Group, i.e. the Bank and its subsidiaries.

In an effort to alleviate negative effects of the COVID 19 pandemic on the Croatian economy and help entrepreneurs to preserve their financial stability and maintain liquidity, Privredna banka Zagreb d.d. has enabled them to arrange moratoria on or reschedule already approved loans, as well as to obtain new liquidity loans.

For that purpose, the Bank has concluded a number of business cooperation agreements with both international and national development banks (European Investment Bank, European Investment Fund, Croatian Bank for Reconstruction and Development, Croatian Agency for SMEs, Innovation and Investments), which make it possible for the Bank and its clients to utilize the aid measures designed by the European Commission under the “Temporary Framework for State aid measures to support the economy in the current COVID-19 outbreak”.

Corporate Banking Products Department

Privredna banka Zagreb has always been focused on the clients and the client needs, and for that purpose, at the beginning of 2016, we carried out a reorganisation with the aim of making it possible for large and medium-size companies to be offered products and services from one central spot, where we can provide a comprehensive review of business operations and the needs of a particular client in today's dynamic and demanding business environment.

The Corporate Banking Products Department comprises the following functions: activities of the former Investment Banking Division – i.e. activities of the Capital Market Office, Custody Office and the Depositary Office, Brokerage Office, M&A Advisory Office, Structured Finance Office (which includes Syndicated Finance and Project Finance), Investment Analysis Office, as well as the Factoring Office, Transaction Banking Office and PBZ Leasing.

Factoring

PBZ factoring, as one of the corporate banking products, refers to the purchase of short-term receivables of good quality, that have arisen as a result of the delivery of goods and the provision of services that took place between suppliers and buyers, on the basis of documents that prove the existence of receivables. By selling the receivables, the user of the factoring service can reduce the time needed for collection of its short-term receivables, originally subject to deferred payment, and in this way the client can significantly improve its liquidity, without having to take a loan.

PBZ Factoring Office engages in purchases of receivables created in the course of domestic and international trade of goods and services and is able to offer the following factoring services: domestic factoring, bills of exchange discounting, export factoring and import factoring.

Transaction banking

PBZ has recently paid a lot of attention to developing a range of transaction banking products intended for corporate clients, thus satisfying the demands of all client segments - from the smallest business entities to big multinational companies, which now have at their disposal a large variety of products, from those simplest ones, related to opening and maintaining transaction accounts, to more complex products, which enable large clients centralised management and the optimum use of funds.

The transaction banking products and services, as well as all other groups of products, are available to PBZ clients via a number of different electronic channels that range from a sophisticated system of Internet banking to the solutions for direct communication with the client systems. At the same time, PBZ devotes utmost attention to the development of the security systems in order to ensure maximum and full protection of business operations of its clients. Through cooperation with other banks of the Intesa Sanpaolo Group, PBZ has become a major player in the international market precisely because of the sophisticated and highly automated services it is able to offer to the most demanding groups of clients.

PRIVREDNA BANKA ZAGREB d.d.

Business description of the Bank (continued)

Corporate Division (continued)

Corporate Banking Products Department (continued)

Investment analysis

Investment analysis serves as an indispensable source of information for the performance of investment banking operations and is equally valuable to other internal users, because - through preparation of industry research reports and corporate profiles/analyses - the relevant information is supplied regarding the trends in a specific industry or about the performance of a specific company. The tasks of investment analysis are carried out by the Investment Analysis Office within the Department, which is unique in terms of the scope of analytical activities and the type of analyses it can conduct/offer, and it should be mentioned that other banks, our competitors, have not developed investment analysis as a product i.e. a (highly sophisticated) service in this way, as is the case at PBZ. Apart from establishing and maintaining contact with relevant agencies and experts from specific industries and companies, the task of the Investment Analysis Office is also to set up and develop relevant databases.

Capital markets

PBZ has earned a reputation in the capital market as a leader in providing innovative financing solutions, which our capital market team has successfully designed and delivered to the state, to local government units, and also to a large number of corporate clients. Over the past period, a total of 47 clients used PBZ Capital Markets services in a total of 256 transactions.

We are number one in terms of the number of public offerings of shares (IPOs, SPOs) that have been successfully arranged for our clients from different industries for the purpose of capital increase. PBZ is also a major player in the domestic debt market; as such, we have participated in the majority of domestic sovereign, corporate and municipal bond issues and commercial paper issues, thus handling the major portion of the total amount of debt issued in the domestic capital market. Together with parent bank Intesa Sanpaolo, we have participated on international markets in Eurobond issues for Republic of Croatia and Croatian corporates.

Brokerage services

In addition to carrying out purchases and sales of securities on domestic and foreign stock exchanges, the Bank's brokerage services consist of providing detailed information on trading activities, as well as supply and demand, readily available through electronic trading systems, and prompt reporting of securities transactions. Due to the quality of its brokerage service, the Bank has been recognised in the domestic market as one of the leaders in this area, especially in electronic trading. The key driver of our brokerage business is the internet platform, PBZ Investor, completely developed in-house, primarily for retail and institutional investors. At the end of 2020 functionality of buying and selling stocks has been implemented through Digical application.

M&A Advisory Office

Our M&A Advisory Office provides advisory services related to mergers and acquisitions, corporate and financial restructuring and divestments, employee stock ownership programs, MBOs, LBOs and other transaction-based projects. We can provide support and assistance to companies that wish to enhance their shareholder value. We have a strong network base and strong presence in various industries, an in-depth understanding of the dynamics of the markets in which our clients operate and are quite familiar with intricacies of deal structuring and negotiations.

We have represented clients in a number of different industries, including tourism, food processing, confectionery industry, transport and logistics, IT, retail trade, pharmaceutical industry, construction, oil and gas industry, and others.

Structured Finance

As the ultimate leader in the domestic financial market in providing agency services, PBZ's Structured Finance Office provides syndicated and club financing facilities and project finance solutions to corporate investors, commercial banks, local government units and public entities.

Our team's dedication, breadth of experience, broad market knowledge and extensive business network of partners, both local and international, enable even the most complex transactions to be efficiently structured to suit clients' specific financing requirements. Privredna banka Zagreb has arranged syndicated loans for large transactions, both project finance and corporate deals, for clients from various industries, including infrastructure, healthcare, oil and gas, tourism, renewable energy, commercial real estate development (shopping centres), telecommunications, food processing, shipping and others. In addition to having a significant role in primary syndication, the Bank actively participates also in the secondary market (domestic as well as international).

PRIVREDNA BANKA ZAGREB d.d.

Business description of the Bank (continued)

Corporate Division (continued)

Corporate Banking Products Department (continued)

Custody services and depositary services

The Bank takes great pride in providing top quality custody services to private and institutional clients from all over the world and has established itself as a highly reliable partner that delivers efficient local custody services, due to its in-depth knowledge of local legislation and market practices. At the same time, by establishing and continuously developing its own custodian network, the Bank is able to offer its domestic institutional and private clients easy access to local and foreign markets.

Also, by being entrusted with the role of a depositary for top Croatian investment funds, we take all necessary steps to ensure that investors' assets are protected, managed and valued in accordance with applicable regulatory requirements and recognized accounting standards. Our know-how and experience, combined with the ability to access local and regional markets, provide our clients with the assurance that they will receive top-notch support required for the successful accomplishment of their business goals.

SME Department

The SME Department is primarily in charge of organisation, portfolio management, and sales monitoring, coordination and support, as well as the advancement of the service model, process and product.

The SME Department (with corresponding Regions) has the following objectives: establish, maintain, manage and develop relations with business entities - medium-sized enterprises and local government units (i.e. members of their Groups); strengthening the presence and influence of the Bank in the entire territory of the Republic of Croatia (including all counties, cities and municipalities); achieve high customer satisfaction; and achieve the sale and business objectives of the segment.

CRM & Network Support Office

CRM is responsible for SME clients' data management. It is also responsible for the business definition of distribution channels, revenue tracking, cost and profitability of clients and business centres, planning and calculating key business performance indicators and employee reward system. CRM's role is managing sales campaigns by using Customer Relationship Management and DWH tools through available communication channels of the Bank.

Network Support is responsible for providing support to the SME network in the fulfilment of sales, performing administrative activities and resolving their operational requirements, administration and logistical support in cooperation with HR & Organization Department. Through the call centre it is also responsible for providing support to customers in the resolution of queries and complaints of customers, customer support for using electronic channels, and performing pro-active sales activities through outgoing calls.

PRIVREDNA BANKA ZAGREB d.d.

Business description of the Bank (continued)

Small Business & SME Division operated in 2020

In 2006, as one of the leading corporate banks, Privredna banka Zagreb d.d. founded Small Business and SME Division (SME Group) with strong emphasis on small and medium businesses. SME Group is organized through three business departments in the Bank's headquarters (SB Department, SME Department, CRM for Small Business and SME and Network Support) and business network.

To develop strong business relationships with the clients, SME Group has a large business network for work in five regions, 16 SME Business Centres and 48 Sinergo desks with approximately 260 employees.

The Group is focused on the development of new products and the improvement of the existing ones, implementation of innovative business applications, process optimization and organization in order to secure more efficient services for more than 70.000 clients – companies, crafts, self-employed persons and non-profit organizations.

Clients can use the largest network of Branch Offices, ATMs (Cash-In/Cash-Out), day-night vaults and POS terminals.

PBZ is the leader in technology, and that has been reaffirmed with the launch of Online Loans, the first product of its kind on our market in the SB segment. It is a type of a loan which is approved and contracted extremely fast through an online procedure. This is the first type of loan with a digital signature protecting the document content in terms of prominent security and court validity. We believe that digital signatures will replace physical signatures and that this is a truly safe and near banking operations future.

This is one of the reasons for the continuous work on Internet and mobile banking improvement and safety, and therefore since 2019 we have in our offer the new Digital banking for business entities, and in the near future it will make it possible for clients to contract all basic services and products of the Bank. It represents an e-gate for the banking world which is within the reach of clients at any time and from anywhere.

The biggest indicator of PBZ's quality service is the increasing number of users, as well as the more frequent use of direct distribution channels. The use of VISA Electron debit cards linked to transaction accounts, VISA Premium business cards and the largest EFT POS terminals network are available with the support of PBZ CARD as a PBZ Group member.

In cooperation with local and EU partners (HBOR, HAMAG, EIB, EBRD and EIF), we provide small and medium businesses an easier access to financing based on developed business models and long-term development loans for financing production, export and other development projects.

When the COVID 19 virus pandemic broke out, in line with the instructions of EBA and the Croatian Government, the Bank made it possible for its clients to get a six-month moratorium on loan payments (including twelve-month moratorium for the particularly affected activities such as tourism, related seasonal activities and the like) at a very short notice.

Given the limited possibility of establishing physical contact with clients and the difficulty or impossibility of having the documentation signed by clients as well as the 'smart work' model (80% employees working from home), a completely new method was devised for processing applications and contracting moratorium, based on a single document received by electronic means. In order to make the entire credit process as fast, efficient, and secure as possible, loan approvals were automated for most of the clients, while the rest of them went through a simplified and accelerated process.

Following the successful implementation of moratoriums, the Bank also offered measures of additional liquidity financing to help entrepreneurs affected by COVID. In that sense, in cooperation with local and international financial institutions (HBOR, HAMAG, EIF), the Bank developed seven different guarantee programs and risk sharing programs.

Repayment schedules of clients were relaxed by these measures, alleviating the shock resulting from the decrease or termination of economic activity during lockdown. In that sense, the Bank has given an invaluable contribution to preserving economic activity and jobs.

In the course of 2020, the Bank processed almost three thousand applications of business entities for moratorium and liquidity financing.

PRIVREDNA BANKA ZAGREB d.d.

Business description of the Bank (continued)

Logistics areas

Business areas focusing on client requirements can only fully exploit their potential if they are provided with a reliable and efficient infrastructure.

The Accounting Department, Planning & Control Department, Treasury & ALM Department, Administrative & Financial Governance Office, Procurement Office, Research Office and Data Office led by the Chief Financial Officer (CFO), provide skilful and in-depth support with regard to all financial monitoring and reporting matters, financial planning and budgeting as well as administrative assistance to the business areas.

Listed below are the basic roles the business functions (mission):

- mission of the **Accounting Department** is preparation the Bank's Financial Statements in accordance with the required standards, management, monitoring and taking into consideration all applicable tax laws and providing consultancy to the all Bank's Structures on these matters, management of all accounting activities as well as preparation and submission of Regulatory reports to the National Bank and to the other Regulatory Authorities;
- mission of the **Planning & Control Department** is to assist the Top Management in assessing the overall and segment specific performance as well as the strategic and market position of the Bank and the Group. The Planning and Control Department provides the business divisions/departments with financial and business information (by segment, product, channel, geographical area and organizational structure) and to supports them in analyzing and monitoring the relevant trends. The Department manages the all budget process (preparation of the strategic plan, budget and forecast for Bank and the Group), ensures the cost controlling of the Bank and the Group and identifies the strategies for capital allocation for optimizing the capital usage and maximizing the value of the Bank;
- the **Treasury & ALM Department** manages the liquidity of the Bank/PBZ Group in all currencies, the interest rate risk and the FX risks of the Bank/PBZ Group and the Bank/Group's securities portfolios. Furthermore, the Treasury and ALM Department carries out all the necessary (cash and derivative) transactions in the monetary and financial markets and with the Central Bank, in order to manage the above mentioned activities within the limits assigned. The Treasury and ALM Department ensures the fulfilment of all relevant regulatory constraints and provides transaction execution services in the relevant financial markets for customers and sales functions;
- the **Administrative & Financial Governance Office** assists the Bank's Reporting Officer / CFO in the set-up, implementation and application of the Administrative and Financial Governance Model in line with the Group standards and regulations, reviews and assesses adequacy and effectiveness of the administrative and accounting procedures, as well as of the internal controls system on financial information through identification and evaluation of those processes that affect financial reporting and the relevant risks and controls. Furthermore, it reports to the Parent Company about the execution and the outcomes of the testing program, identified weaknesses and implementation of the related remedial actions;
- main duty and responsibility of the **Procurement Office** is management of the procurement process of all necessary goods and services for the Bank and its subsidiaries according to the Group Procurement Rules ensuring the regularity of the entire procurement process. The Procurement Office provides support to all the organizational units of the Bank and PBZ Group members in all the phases of the procurement process;
- the **Research Office** creates and maintains a database of all the relevant macroeconomic and financial indicators and of all the major microeconomic variables for the countries in which PBZ Group operates, produces regular reports regarding major macroeconomic and financial market developments (current and expected), provides ad-hoc analyses and research in the microeconomic areas of industry, trade and banking, and provides the inputs and forecasts regarding the covered countries, necessary for the annual budget and long term planning of the local Bank, in coherence with the Group guidelines;
- main duties and responsibilities of the **Data Office** are to set up and maintain a proper Data Governance framework and the development of the data governance culture within the Bank. The Data Office oversees the content and the coherence of the data feeding for the Parent Company, ensures the effectiveness of the data quality controls and oversees the process of managerial reporting in the area of the corporate data management.

PRIVREDNA BANKA ZAGREB d.d.

Business description of the Bank (continued)

Logistics areas (continued)

- ICT Department, Back Office Department, Payments Department and Logistic Office represent a key business functions as part of the organization that serves the entire Bank by providing IT and communications assistance, supporting distribution channels and feeding the system with financial information.
- mission of the **ICT Department** is to identify the ICT needs of the Bank and to define strategies, solutions and initiatives regarding architectures, technologies, standards and rules. ICT Department designs, implements and manages the applications, the central and distributed technological infrastructures coherently with the defined budget and objectives. Furthermore, the ICT Department assures the implementation and management of the ICT security measures and oversees the related incidents management;
- the **Back Office Department** performs back office activities related to all banking products and services, continuously monitors their service level and performs book-keeping records for the Bank. The Department is proposing and participating in development of the relevant ICT solutions;
- mission of the **Payments Department** is to perform all the back office activities related to the outgoing and incoming payments, national, cross border and international in HRK and other currencies, performs the cash administration and handling activities and monitors processes related to SWIFT, RTGS and ACH, SCT, SDD, CSM. The Payments Department supports development of new products and services and implementation of regulatory requirements related to payments and proposes the evolution of the relevant ICT solutions;
- mission of the **Logistic Office** is to define the strategies and to manage the real estate portfolio of both Head Office and network structures and assures the effective and efficient maintenance of all Bank's physical assets then to perform activities related to the general services and also to ensure environmental protection in respect of local and the Group requirements and to oversee organization's environmental performance, developing, implementing and monitoring environmental strategies that promote sustainable development.

Chief Risk Officer (CRO) area is a crucial part of our commitment to providing consistent, high-quality returns for our shareholders. It is our belief that delivery of superior shareholder returns greatly depends on achieving the appropriate balance between risk and return. Role of the Risk Management and Control Division is to protect the Bank from the risk of severe loss as a result of unlikely events arising from any of the material risks that Bank face and to limit the scope of materially adverse implications to shareholder returns. Within this area are the following structures: Risk Management Department, Internal Validation Office, Proactive Credit Management Office, Underwriting Department, Recovery Department and Credit Portfolio Analysis and Administration Department.

- **Risk Management Department** is responsible for developing and prescribing elements of overall risk management system for the Bank and PBZ Group i.e. for defining the framework for risk management which includes strategy, models, policies, rules, procedures and resources for identifying risks, quantifying / assessment of risk, mastering of risk management and risk monitoring, including determining the risk appetite and risk profile. Risk Management identify, evaluate, manage, monitor and report on all the typologies of risks to which the PBZ Group is exposed to or could be exposed to through its activities as well as monitor the quality of the credit portfolio;
- mission of the **Internal Validation Office** is to validate, for the Bank and PBZ subsidiaries, the internal models already operative or under development with regard to all risk profiles covered by Pillars I and II of the Basel Accord and to manage the internal validation process at the Group-level in line with the Parent company guidelines and in cooperation with the Regulatory Authority, then to verify performance and correct functioning of internal systems, including back testing analyses and benchmarking and periodically issue recommendations to operational functions in relation to performance, functioning and use of the internal systems;
- **Proactive Credit Management Office** contributes to the implementation of an early warning system based on borrower's monitoring so to early/timely identify signals of customer's financial/commercial difficulties, design and activate the necessary measures/action plan for identified clients. Furthermore, this function analyses trends of specific credit indicators aiming at identifying retail products/client sub-portfolios showing increase of risk and in collaboration with the relevant functions defines proper corrective actions.
- mission of the **Underwriting Department** is management and assessment of credit risk through the process of loan approval and process of placements monitoring and participation in process of assignment and management of internal credit rating of the clients, process of management of credit protection instruments and in the process of early detection of increased credit risk;

PRIVREDNA BANKA ZAGREB d.d.

Business description of the Bank (continued)

Logistics areas (continued)

- the **Recovery Department** is responsible for entire collection at the level of the Bank and for coordination of the collection at the level of the PBZ Group;
- mission of the **Credit Portfolio Analysis and Administration Department** is control of loan/credit documentation before loan utilization in order to reduce the operational risk, utilization of loan, care about integrity and completeness of loan/credit files in accordance with internal rules, policies and regulatory provisions, operative management of the loan/credit files and collaterals, ensuring a comprehensive view of the credit portfolios and coordinating all activities related to the 1st level credit controls.

The Internal Audit Department, General Secretariat Office, Human Resources and Organization Department, Legal Department, Compliance Department, AML Office, PR & Marketing Communication Department, Customer Satisfaction & Complaints Office and Cybersecurity & BCM Department are integral elements of the overall logistics and support of the business groups and the management.

- main duties and responsibilities of the **Internal Audit Department** are to ensure a constant and independent monitoring on the regular way of conducting the Bank's activities and on the Bank's processes in order to prevent or highlight anomalous or risky behaviours or situations, evaluating the functioning of the Internal Control System and its suitability to guarantee the efficiency and effectiveness of company's processes, the safeguard of assets and the prevention from losses, the reliability and integrity of accounting information, the compliance of the performed transactions with the policies established by the governance bodies as well as with the internal and external regulations. The Internal Audit Department provides advisory to the Bank's functions and units, also by means of participating to projects in order to create added value and to improve the effectiveness of control processes, risk management and governance activities, supports the company's governance and ensures the Top Management, the Internal Bodies as well as the Regulators (i.e. Central Banks) with a prompt and systematic information flow on the Internal Control System status and on the findings of the activities carried out. The Internal Audit Department ensures the monitoring on the Internal Control System of Subsidiaries through audits or by governance activities to be executed towards relevant internal auditing functions;
- the **General Secretariat Office** provides comprehensive support to facilitate the execution of Bank's Bodies meetings, as well as Internal Committees, and to manage the relationship with the Parent Group, the supervisory authorities and other regulators with reference to Bank corporate governance and legal status matters. Furthermore, the Office provides legal support to the relevant structures of the Bank in the field of corporate governance and legal status matters at the level of the Bank, which includes interpretation and application of the Companies Act, the Credit Institutions Act, and other regulations in the sphere of status law/corporate governance;
- mission of the **HR & Organization Department** is to govern the planning, development and management of human resources by guaranteeing the recruitment, remuneration, staff mobility and training of the human resources as well as the assignment of responsibilities, and by paying attention to the enhancement of expertise, skills development, merit recognition and internal satisfaction levels. It manages internal communication initiatives (except of Intranet) aiming at facilitating development of the corporate values and culture and to plan, design and manage instruments that enable the integration of social and environmental responsibility and sustainability within Bank's activities. Furthermore, it supports the development of the Bank by leveraging all organizational assets (such as models, sizing tools, processes and rules), as well as by providing support to the Bank in project management and by coordination of the demand management of IT services
- mission of the **Legal Department** is to provide legal assistance to all organizational units of the Bank aiming at assuring a proper interpretation and application of laws and regulations and to provide the representation and defense of the Bank's interest in legal disputes and other legal proceedings
- the **Compliance Department** guarantees effective and efficient governance of the compliance risks and associated controls according to the provisions of local Authorities and the Parent Company Guidelines and along with that to ensure constantly monitoring that the Bank and its employees are compliant with the requirements of General Data Protection Regulation (GDPR), also providing advice to the Group's corporate functions for data protection impact assessments, where requested by the data controller / data processor;
- mission of the **Anti-Money Laundering (AML) Office** is to ensure and provide the management of anti-money laundering, terrorism financing and embargoes in the Bank according to indications of Parent Company Guidelines and Local Authorities;

PRIVREDNA BANKA ZAGREB d.d.

Business description of the Bank (continued)

Logistics areas (continued)

- mission of the **PR & Marketing Communication Department** is to manage and coordinate the communication activities addressed to external audience with the purpose of providing them with economic, financial, institutional and regulatory information and developing and enhancing a positive corporate image and reputation of the Bank itself and PBZ Group in the whole as well as to plan and to implement promotion of the products and services of the Bank and PBZ Group members for all segments;
- the **Customer Satisfaction & Complaints Office** is responsible for promoting the improvement of the customer experience, increasing of the customer satisfaction and loyalty and setting up a consumer-centric culture within the Bank. The Office is responsible for monitoring and analysing of the customer satisfaction and loyalty, the level of quality of provided services and to identify, to undertake and to monitor activities and plans for improvement of the customer's satisfaction. The Office is responsible to handle customers written complaints, disavowals and appeals to ADR from customers (through recording, handling, reporting and conducting of analysis with the purpose of introduction for necessary improvements);
- mission of the **Cybersecurity & BCM Department** is to define strategies and policies related to cybersecurity and information security matter, physical security (including occupational health and safety duties), business continuity and fraud prevention, to oversee their correct implementation, to manage risks linked to specified areas. This unit manages the Business Continuity Plan of the Bank, monitors activities in order to detect and handle any fraudulent actions, defines health and safety at work measures and assure their correct implementation. Role of Department is to spread culture of cybersecurity and information security, physical security (including occupational health and safety duties), fraud prevention and business continuity within the Bank by identifying the needs of awareness, communication and education of employees and by developing contents and the educational trainings. Department's duty is to coordinate at PBZ Group Level all activities related to cybersecurity, information security, Business Continuity Management, physical security and health protection executed by PBZ subsidiaries.

PRIVREDNA BANKA ZAGREB d.d.

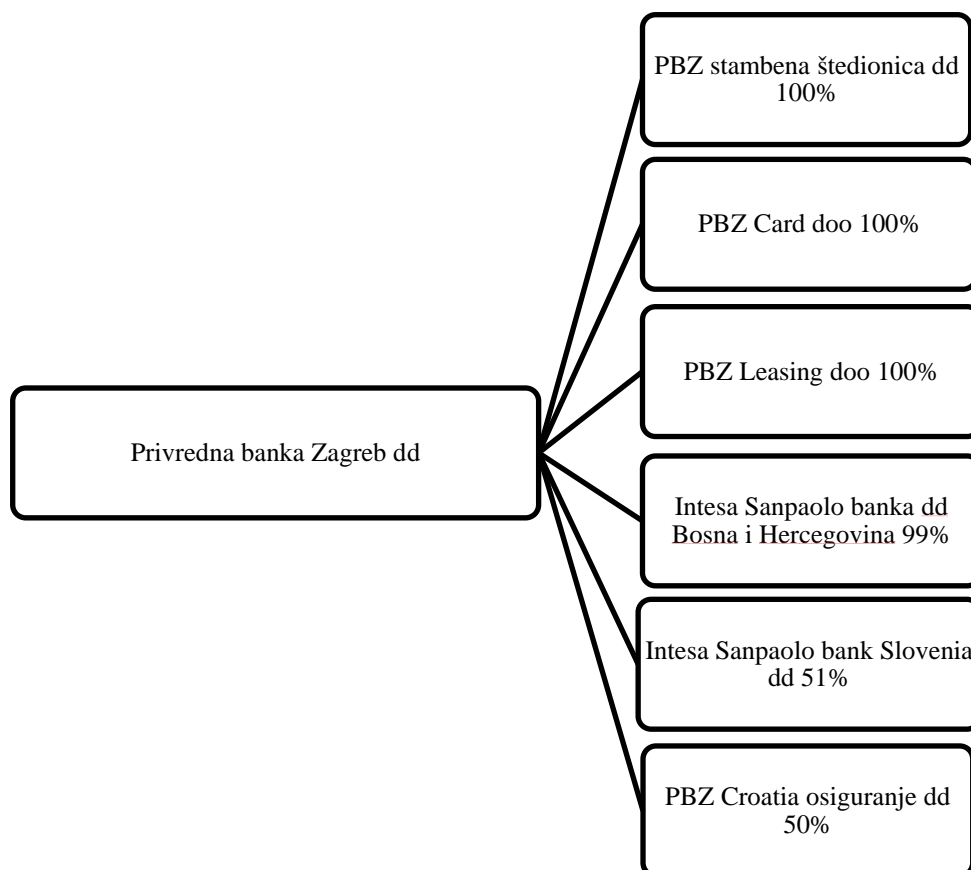
Business description of the Group

Joining the Intesa Sanpaolo Bosna and Hercegovina in 2015 and Banka Intesa Sanpaolo d.d. Slovenia in July 2017 the Privredna banka Zagreb Group is a multinational based financial services group which provides a full range of retail and corporate banking services to customers in Croatia, Bosna and Hercegovina and Slovenia.

At the end of 2020 the Group employs some 5,082 employees and serves almost 2 million both private and corporate clients in the three countries. PBZ Group is a well-organised institution whose market share in the overall banking system stands at 20.8 percent in Croatia (data from November 2020), 7.3 percent in Bosna and Hercegovina and 6.6 percent in Slovenia.

On 31 December 2020 the Group consisted of Privredna banka Zagreb d.d. and 5 subsidiaries and one associate (31 December 2019: 6 subsidiaries and one associate).

The composition of the Group and a brief description of each subsidiary are set out below.



PBZ Card

PBZ Card is the leading company in doing business with charge and credit cards of citizens and legal entities, including business with merchants, in the part of card acceptance. The Company offers a wide range of card products, including Visa Premium card of PBZ Card and Visa and Mastercard of Privredna banka Zagreb, which range from charge, debit, debit delayed, credit, pre-paid and other cards intended for natural and legal persons. PBZ Card's success is based on a wide and comprehensive knowledge and experience built over nearly fifty years and its strong position built by Privredna banka Zagreb as the leading bank in introducing new technologies and products in card business.

Year 2020 was marked by a full migration of American Express portfolio to Visa Premium that further enhanced the partnership with Visa and by which PBZ Card, once more, confirmed its position as a provider of top-notch card services which offers to its clients and business partners a range of benefits and by doing so continues to achieve even higher level of acceptance of its card products, higher security standards (contactless payment, PIN, harmonization with PSD2 regulation) and offers new, innovative technologies and solutions.

PRIVREDNA BANKA ZAGREB d.d.

Business description of the Group (continued)

PBZ Card (continued)

Throughout 2020, PBZ Card has continuously adapted its business model and product offer in accordance with a very specific situation on the market caused by Covid-19 pandemic, natural disasters and regulatory changes, all with a goal to provide simpler, faster and more secure card payment. In order to adapt to the new market situation, PBZ Card has enabled the selected Visa Premium cards to be included in digital wallets of ApplePay and Google Pay, also the limits for contactless payments have been raised, the communication strategy, product offer and sale have been focused on digital channels and new measures aimed at helping clients to fulfil their due obligations have been adopted.

The company maintained its leading position on domestic market in 2020. According to the last available public data for the third quartal of 2020, PBZ Group holds 30.73 percent of the total active cards' market, including the leading market position on credit card market with 26.72 percent share. The total volume of Visa Premium, Visa, Mastercard and American Express card products was 27.7 percent of the total volume, while POS volume was at 33.2 percent share of total Croatian card market for the first three quarters of 2020. At the same period, PBZ Card also maintained its leading position measured by the total number of EFT POS devices, where PBZ Card holds 26.7 percent of the total market.

During 2020, PBZ Card realized a number of activities aimed at strengthening the reputation of PBZ Card as socially responsible company. The intense work and promotion of the joint humanitarian project of PBZ and PBZ Card "Činim dobro svaki dan" has been continued. At the end of 2020 it was raised HRK 22.6 million and 55 donations were realized, including donations to pediatric departments and children hospitals, as well as social care institutions for better health and social conditions of children and youth across Croatia. A total of HRK 4.5 million was donated to hospitals to suppress Covid-19 pandemic and damage caused by earthquakes that hit Zagreb and its surrounding.

PBZ Stambena Štedionica

PBZ Stambena Štedionica is a member of the PBZ Group and in the 100 percent ownership of Privredna banka Zagreb. PBZ Stambena Štedionica was founded in 2003 and is doing its business according to the Law on housing savings and government incentives to housing savings. Housing savings include organized collection of cash deposits from natural entities aimed at meeting the housing needs of depositors by means of loan approval for house building purposes in the area of the Republic of Croatia with financial support of the Government. Depositors, besides the interest received on their deposits from Štedionica, are also entitled to government incentives, which are related to the amount of deposits made in their housing savings accounts up to a limited amount. The government incentives are determined by the special decision taken by the Government each year.

PBZ Stambena Štedionica offers its clients four types of savings: Prima, Basic, Golden and Golden Children's Savings. Prima savings are aimed at clients whose goal is to make use of a housing loan as soon as possible. The Basic savings are aimed at clients who want to dispose of a larger amount of deposits for investments through a longer loan repayment period. The Golden Savings are aimed at clients whose first interest is in saving money. In order to promote the savings products with young clients PBZ Stambena Štedionica offers the Golden Children's Savings intended for children under 13 years. Depending on their needs during the saving period, depositors can change the savings type, as well as gain the right to take out a housing loan by means of interfinancing programme even before the savings period has expired.

Housing savings contracts can be made in all branches of Privredna banka Zagreb, where clients can obtain all the necessary information on housing savings and their existing housing savings accounts, make deposits into their savings accounts as well as the payment of their housing loan instalments.

Currently PBZ Stambena Štedionica has over 90,000 active housing savings accounts and deposits amounting to HRK 1.65 billion.

PBZ Leasing

PBZ Leasing is wholly owned by Privredna banka Zagreb d.d. Company was founded in 1991 under the name of "PBZ Stan". In the beginning it dealt with property appraisals and restructuring of the public housing fund. From 1995 until 2004, the company commenced granting car purchase loans by placing funds of Privredna banka Zagreb d.d.

From 2004, leasing has become core business activity of the company. Through finance and operating leases, the Company engaged in financing of real estates, personal and commercial vehicles, vessels, machinery and equipment. In the last year the Company made new leasing placement in amount of HRK 486 million.

By the end of 2020, PBZ Leasing made over 8.5 thousand (2019.: 8.8 thousand) active lease arrangements with customers, which in financial terms reached HRK 974 million (2019; 1,164 million).

PRIVREDNA BANKA ZAGREB d.d.

Business description of the Group (continued)

Intesa Sanpaolo banka Bosna i Hercegovina

Intesa Sanpaolo Banka dd Bosna i Hercegovina was established in Sarajevo in 2000 as UPI bank dd Sarajevo. In 2006 the main shareholder became Intesa Sanpaolo Holding S.A Luxembourg, with 94.92 percent of ownership. In July 2007, UPI banka finished the merger process with LT Gospodarska banka dd Sarajevo. In 2008 the Bank changed its name to Intesa Sanpaolo Banka dd Bosna i Hercegovina.

Part of Intesa Sanpaolo Group from Italy, the Bank's majority shareholding was purchased in July 2015 by former sister company Privredna Banka Zagreb d.d., within the framework of an equity investments portfolio reorganization undertaken by the parent group, that during 2017 became 100 percent owner of the Bank.

As of September 2020, Intesa Sanpaolo Banka dd BiH is the 5th bank in Bosnia and Herzegovina by Total Assets, present in the country with 42 agencies in the Federation of BiH and 5 agencies in Republika Srpska. Its business operations are mainly concentrated (97 percent of Total Assets) in Federation of BiH, where the Bank ranks 3rd in total assets and total loans, with respective market shares of 9.5 percent in Total Assets, 10.6 percent in loans and 8.9 percent in Deposits.

ISP Banka BiH performs general banking business with Retail and Corporate clients offering all ranges of products and commercial services commonly traded in the industry at BiH level.

The Bank maintains its commercial presence on the territory of BiH through its agencies and ATM network and further strengthens its cooperation with merchants and clients with the expansion of POS network. Support to private individuals and legal entities is shown by the development of product portfolio but most of all through available credit to the economy represented by HRK 6.2 billion gross disbursement of loans during 2020.

Intesa Sanpaolo Bank Slovenia

Intesa Sanpaolo Bank, formerly known as Banka Koper, was founded in 1955 and is the 5th largest commercial bank in Slovenia in terms of total assets, while it is 4th largest bank in terms of loans and deposits. The bank operates through a network of 46 branch offices located in the major Slovenian cities throughout the country.

Throughout the entire period of its existence, Intesa Sanpaolo Bank has grown and contributed to the growth of the economy through its successful operations. The Bank is one of the first banks in Slovenia to have shifted its business to digital platforms.

By renaming to Intesa Sanpaolo Bank and by transferring majority ownership to Privredna Banka Zagreb in 2017, the Bank laid the foundations for a further growth and development. The Bank's business strategy aims to revamp the Group's operations in Slovenia by targeting new business areas in retail, wealth management and corporate finance. With the new strategy and Business Plan for the period 2018–2021, the Bank pursues the goal of establishing itself as a modern, efficient and innovative bank in the all-Slovenian territory.

PBZ Croatia Osiguranje

PBZ Croatia Osiguranje a joint stock company for compulsory pension fund management. The company was incorporated on 26 July 2001 in accordance with changes in Croatian pension legislation and it is a mutual project of both Privredna banka Zagreb d.d. and Croatia osiguranje d.d. with ownership in the company of 50 percent belonging to each shareholder.

The principal activities of PBZ Croatia Osiguranje include establishing and management of the compulsory pension funds category A, B and C. Following the initial stages of gathering members, PBZ Croatia Osiguranje - fund category B became one of the three largest compulsory funds in the country. The company's pension funds continued to operate successfully during 2020.

At this point, pension funds under management have nearly 403 thousand members and net assets in personal accounts exceeding HRK 20.6 billion, which represents a sound base for the long-term stable and profitable operation of the company.

PRIVREDNA BANKA ZAGREB d.d.

The statement on the implementation of corporate governance code

As a member of Intesa Sanpaolo group, Privredna banka Zagreb adheres to the objectives and guidelines of the Corporate Governance Code and the principles contained therein in accordance with regulations and directives of Republic of Croatia, Croatian National Bank and best practices. The aim of such corporate governance is to ensure effective and transparent distribution of the roles and responsibilities of its corporate Bodies, proper balance of strategic supervision, management and control functions with emphasis on risk management, protection of assets of the Bank and its reputation.

Corporate governance structure

In accordance with the Companies Act, the Credit Institutions Act, and the Bank's Articles of Association, the bodies of the Bank are the General Meeting, the Supervisory Board, and the Management Board. The mentioned acts regulate also their duties and responsibilities.

General Meeting of the Bank

The General Meeting decides on issues stipulated by law and by the Articles of Association and, among other, it adopts the Articles of Association, decides on the allocation of profits, decides on an increase and a reduction of the share capital, appoints and relieves of duty members of the Supervisory Board, grants the approval of action to members of the Management Board and of the Supervisory Board of the Bank, appoints the external auditor of the Bank, and performs also other tasks in compliance with the law and the Bank's Articles of Association.

Last year a regular Annual General Meeting was called for April but was cancelled due to the COVID-19 pandemic and was held on 21 July 2020. Also, one Extraordinary General Meeting was held on 16 October 2020.

Supervisory Board

The Supervisory Board of the Bank supervises the conduct of business affairs in the Bank. With this end in view, it goes through and examines the Bank's business books and documentation. The Supervisory Board submits to the General Meeting of the Bank a written report on the supervision exercised with respect to the conduct of business affairs in the Bank. The Supervisory Board consists of seven members. As a rule, regular Supervisory Board meetings are called quarterly. The Supervisory Board may decide on important and urgent matters in meetings held by letter. Twenty Supervisory Board meetings were held in 2020 with the regular attendance of all members (*Table 1*). The members of the Supervisory Board of the Bank are elected for a three-year term of office.

Members of the Supervisory Board as of 31 December 2020 are the following:

Ignacio Jaquotot, President of the Supervisory Board, independent – term of office from 23 April 2019

Draginja Đurić, Deputy President of the Supervisory Board – term of office from 2 April 2020

Beata Kissné Földi, Member of the Supervisory Board, independent – term of office from 23 February 2020

Branko Jeren, Member of the Supervisory Board, independent – term of office from 22 April 2019

Luca Leoncini Bartoli, Member of the Supervisory Board – term of office from 26 August 2020

Giulio Moreno, Member of the Supervisory Board – term of office from 30 November 2020

Christophe Velle, Member of the Supervisory Board – term of office from 18 October 2019

Termination of office in 2020:

Adriano Arietti, Member of the Supervisory Board, independent – term of office ended on 31 January 2020

Paolo Sarcinelli, Member of the Supervisory Board – term of office ended on 3 February 2020

Paolo Vivona, Member of the Supervisory Board (term of office from 4 February 2020) – term of office ended on 25 August 2020

PRIVREDNA BANKA ZAGREB d.d.

The statement on the implementation of corporate governance code (continued)

Supervisory Board (continued)

Following table presents attendance at Supervisory Board meetings in 2020.

Supervisory Board Member	Term of Office in 2020	Total number of Meetings	Attendance at Meetings	
			Number of Meetings	%
Ignacio Jaquotat	01.01.2020-31.12.2020	20	19	95.00
Draginja Đurić	01.01.2020-31.12.2020	20	18	90.00
Beata Kissné Földi	23.02.2020-31.12.2020	17	17	100.00
Branko Jeren	01.01.2020-31.12.2020	20	20	100.00
Luca Leoncini Bartoli	26.08.2020-31.12.2020	10	10	100.00
Giulio Moreno	01.01.2020-31.12.2020	20	20	100.00
Christophe Velle	01.01.2020-31.12.2020	20	20	100.00
Adriano Arietti	01.01.2020-31.01.2020	2	2	100.00
Paolo Sarcinelli	01.01.2020-03.02.2020	2	2	100.00
Paolo Vivona	04.03.2020-25.08.2020	6	6	100.00

Audit Committee

Pursuant to the Articles of Association of Privredna banka Zagreb d.d., the Supervisory Board established the Audit Committee at its 15th meeting held at 10 December 2002. The work of the Audit Committee is governed by the Audit Committee Charter.

The Audit Committee has been appointed in accordance with the law and the parent bank's rules. In 2019 until 31 October, it worked as a body composed of five members. Namely, the composition of the Audit Committee was aligned in June 2018 with the provisions of the new Audit Act so that the Committee is now composed of three independent members of the Supervisory Board of the Bank, appointed by the Supervisory Board, and two members appointed by the General Meeting of the Bank. As of 1 November 2019, Audit Committee is composed of three members of the Bank's Supervisory Board appointed by the Supervisory Board who serve a three-year term of office. Most of the members of the Audit Committee are independent from the Bank. In 2020 five meetings of the Audit Committee were held with regular attendance of all members (Table 2). The Audit Committee discussed at its meetings the issues within the competence of the Supervisory Board. The Audit Committee helped the Supervisory Board in carrying out its duties related to the supervision of the administrative and financial governance process, the audit process (including the recommendation of the General Meeting for the election of the external auditor), as well as compliance with laws, regulations, rules and the code of ethics. The Supervisory Board, with the help of the Audit Committee, monitored the adequacy of the internal control system, which is achieved through independent control functions (internal audit, risk control, compliance, anti-money laundering), in order to establish such a system of internal controls that will enable early detection and monitoring of all risks to which the Bank is exposed in its operations.

Composition of the Audit Committee as of 31 December 2020:

- **Giulio Moreno**, President of the Audit Committee, (new) term of office until 30 November 2020
- **Beata Kissné Földi**, Member of the Audit Committee from 23 February 2020 (independent Member of the Supervisory Board)
- **Branko Jeren**, Member of the Audit Committee from 22 April 2019 (independent Member of the Supervisory Board)

PRIVREDNA BANKA ZAGREB d.d.

The statement on the implementation of corporate governance code (continued)

Supervisory Board (continued)

Audit Committee (continued)

Members in 2020 until their resignation:

- **Adriano Arietti**, Member of the Audit Committee – until 31 January 2020

Permanent invitees attending Audit Committee meetings as of 31 December 2020:

- **Daniele Davini** from 30 April 2020
- **Massimiliano Masturzo** from 30 April 2020
- **Andrea Nani** from 30 April 2020

Until 29 April 2020, Audit Committee meetings were attended by the following permanent invitees:

- **Marco Valle** from 12 December 2019
- **Massimo Coassolo** from 28 May 2019
- **Mauro Zanni** from 31 October 2019

Following table presents attendance at Audit Committee meetings in 2020.

Audit Committee Board Member	Term of Office in 2020	Total number of Meetings	Attendance at Meetings	
			Number of Meetings	%
Giulio Moreno	01.01.2020-31.12.2020	5	5	100.00
Beata Kissné Földi	23.02.2020-31.12.2020	3	3	100.00
Branko Jeren	01.01.2020-31.12.2020	5	5	100.00
Adriano Arietti	01.01.2020-31.01.2020	1	1	100.00

2020 Work report of the Audit Committee

In 2020 the Audit Committee of the Bank performed its duties as a body composed of three members appointed by the Supervisory Board of the Bank. Two members of the Audit Committee are independent, which is in line with the Audit Act.

Mr Adriano Arietti was a member of the Audit Committee until 31 January 2020, when Ms Beata Kissné Földi was elected as a new member of the Audit Committee, effective from 23 February 2020. Another term of office of Mr Giulio Moreno, president of the Audit Committee, also started in the course of the year.

Audit Committee meetings were attended also by Mr Massimo Coassolo, Mr Marco Valle, and Mr Mauro Zanni as permanent invitees until 29 April 2020 and starting from 30 April 2020, Audit Committee meetings were attended by the following non-voting permanent invitees: Mr Daniele Davini, Mr Massimiliano Masturzo and Mr Andrea Nani.

In the course of 2020, the Audit Committee held five meetings and Committee members participated in all the Committee meetings. All the meetings were held by electronic means of communication because holding a meeting with physical presence of members was not possible for objective reasons related to the Covid-19 pandemic.

The new Audit Committee Charter and its Operational Rules were adopted at the meeting of the Supervisory Board no. 6_20 held on 31 March 2020 and they apply from July 2020.

The Audit Committee acted and considered all reports in line with valid legal regulations and the provisions of the Audit Committee Charter and the Operational Rules.

The Committee performed its functions in line with the principle of autonomy and independence.

PRIVREDNA BANKA ZAGREB d.d.

The statement on the implementation of corporate governance code (continued)

Supervisory Board (continued)

Audit Committee (continued)

2020 Work report of the Audit Committee (continued)

The Audit Committee considered financial reports, administrative and financial governance reports, and regular reports of the control functions (Internal Audit, Risk Management, Compliance, AML). Persons responsible for the work of individual control functions were present at the meetings when control function reports were considered. The Audit Committee considered and gave its consent to the work plans of control functions for 2020 and checked whether all the control functions were independent and properly skilled to accomplish their functions. The Audit Committee also considered reports of other functions of the Bank as well, including the Information of the Cybersecurity & BCM Department about preventive measures of the PBZ Group due to the Covid-19 pandemic.

Two meetings of the Audit Committee were attended by the representatives of the statutory external auditor and the auditor selected to audit the financial reports of the Bank prepared for the needs of the parent company.

Interaction between the Audit Committee and the Risk Committee was ensured by participation of the president of the Audit Committee in two Risk Committee meetings and the president of the Risk Committee in one Audit Committee meeting.

The Audit Committee issued recommendations, advised, and supported the Supervisory Board, with particular emphasis on the regular assessment of the adequacy and efficiency of the overall internal control system of the Bank.

The president of the Audit Committee regularly informed the Supervisory Board at the Board's meetings about all the Committee's activities, issues analysed, and conclusions reached, recommending necessary actions to strengthen the internal control system and the administrative-accounting system and highlighting significant issues to be brought to the attention of the Supervisory Board of the Bank, including the recommendation for selecting the independent statutory external auditor as well as compliance with laws, regulations, rules, and the code of ethics.

Technical committees of the Supervisory Board

In 2014, in accordance with the provisions of the new Credit Institutions Act, as a significant credit institution the Bank established three technical committees of the Supervisory Board: Remuneration Committee, Nomination Committee, and Risk Committee, which are responsible for the Bank and its subsidiaries in the Republic of Croatia. Each committee has three members who are appointed from among the members of the Supervisory Board, and whose term of office lasts for the duration of their term on the Supervisory Board, of whom one is the committee president. All members of the Supervisory Board appointed to these committees have appropriate knowledge, skills, and expertise that Croatian regulations require for membership of committees, especially for membership of the Risk Committee. In 2020 all the three committees held meetings at which they discussed issues within their competence in accordance with the Credit Institutions Act, the Charter of the Committees of the Supervisory Board of the Bank, and relevant decisions of the Croatian National Bank.

Remuneration Committee

The Remuneration Committee has a fundamental role in preparing the Supervisory Board's decisions regarding remuneration of employees, including those which have implications for the Bank's risk exposure and risk management. and in guaranteeing the compliance with the relevant legislation and Intesa Sanpaolo Group Remuneration Policies. In performing its duties, the Remuneration Committee shall take into account the long-term interests of shareholders, investors and other stakeholders of the Bank and the public interest.

Committee meetings are called at least once a year.

In 2020 the Remuneration Committee held eight meetings with regular attendance of all members:

- **Ignacio Jaquotot**, President – term of office from 23 April 2019
- **Beata Kissné Földi**, Member – term of office from 23 February 2020
- **Branko Jeren**, Member – term of office from 22 April 2020

Termination of the term of office in 2020 on account of resignation:

- **Adriano Arietti**, Member – until 31 January 2020

PRIVREDNA BANKA ZAGREB d.d.

The statement on the implementation of corporate governance code (continued)

Supervisory Board (continued)

Technical committees of the Supervisory Board (continued)

Remuneration Committee (continued)

Following table presents attendance at Remuneration Committee meetings in 2020.

Remuneration Committee Board Member	Term of Office in 2020	Total number of Meetings	Attendance at Meetings	
			Number of Meetings	%
Ignacio Jaquotot	01.01.2020-31.12.2020	8	8	100.00
Beata Kissné Földi	23.02.2020-31.12.2020	8	8	100.00
Branko Jeren	01.01.2020-31.12.2020	8	8	100.00
Adriano Arietti	01.01.2020-31.01.2020	-	-	-

2020 Work report of the Remuneration Committee

In 2020 the Remuneration Committee acted as a body composed of three members by the Supervisory Board of the Bank. The Committee considered at its meetings all the reports in line with the valid legal regulations and the provisions of the Charter of the Committees of the Supervisory Board.

The Committee performed its functions in line with the principle of independence and autonomy.

In 2020 the Remuneration Committee assessed the remuneration principles and provided support to the Supervisory Board of the Bank in the establishment and regular review of the basic principles of the remuneration policies. It provided support to the Supervisory Board in supervising the implementation of remuneration rules and examined the remuneration procedures and practices and their compliance with the Group's policies. The Committee provided support to the Bank's Management Board in the design of the remuneration policies, ran a number of different scenarios to test how the remuneration policies and practices and their implementation reacted to external and internal events and also conducted back-testing of the criteria applied to determine remuneration and ex-ante risk adjustment based on the actual risk outcome. It examined the PBZ Group Guidelines on remuneration, incentives, and identification of persons with a material impact on the risk profile of the PBZ Group, assessed the criteria (laid down in the Remuneration and Incentive Policy) to be applied when determining the remuneration of the president and members of the Management Board of the Bank, other risk takers, heads of internal control functions, individually assessed the fixed remuneration for the president and members of the Management Board and control function holders, examined the assignment of KPIs and targets of performance scorecards. The Committee supported the Supervisory Board in its duties related to the identification of persons with a material impact on the risk profile of the PBZ Group and prepared proposals and opinions for the Supervisory Board on all the topics concerning remuneration that fall within the competence of the Supervisory Board, mainly in connection with the president and members of the Management Board, other risk takers at the level of the Bank and heads of internal control functions.

Nomination Committee

The Nomination Committee proposes members of the Management Board and Supervisory Board of the Bank, prepares a description of duties and the criteria for the performance of the function of a member of the Management Board and the Supervisory Board, periodically, and at least annually, assesses the structure, size, composition and performance of the Management Board and Supervisory Board and assesses the knowledge, skills and experience of individual members of the Management Board and Supervisory Board and of the Management Board and Supervisory Board collectively. The Committee takes part in the suitability assessment of a member of the Management Board and key function holders responsible for the operation of the control functions. It takes part in the suitability assessment of a candidate/member of the Supervisory Board and periodically reviews the Policy on the assessment of suitability of members of the Supervisory Board, the Policy on the assessment of suitability of the members of the Management Board and key function holders, and the Policy on the structure of the Management Board and the Supervisory Board, etc.

PRIVREDNA BANKA ZAGREB d.d.

The statement on the implementation of corporate governance code (continued)

Supervisory Board (continued)

Technical committees of the Supervisory Board (continued)

Nomination Committee (continued)

Committee meetings are called at least annually. In 2020 the Nomination Committee held five meetings with regular attendance of all members.

The composition of the Nomination Committee as of 31 December 2020:

- **Ignacio Jaquotot**, President – term of office from 23 April 2019
- **Draginja Đurić**, Member – term of office from 2 April 2020
- **Branko Jeren**, Member – term of office from 22 April 2019

Following table presents attendance *at Nomination Committee meetings 2020*.

Nomination Committee Board Member	Term of Office in 2020	Total number of Meetings	Attendance at Meetings	
			Number of Meetings	%
Ignacio Jaquotot	01.01.2020-31.12.2020	5	5	100.00
Draginja Đurić	01.01.2020-31.12.2020	5	5	100.00
Branko Jeren	01.01.2020-31.12.2020	5	5	100.00

2020 Work report of the Nomination Committee

Last year the Nomination Committee acted as a body of three members appointed by the Supervisory Board of the Bank. The Committee considered at its meetings all the reports in line with the valid legal regulations and the provisions of the Charter of the Committees of the Supervisory Board.

The Committee performed its functions in line with the principle of independence and autonomy.

In 2020 the Nomination Committee decided on the regular suitability assessment of members of the Management Board, the Supervisory Board, and key function holders of the Bank and PBZ stambena štedionica (Štedionica). It carried out the annual assessment of the structure, size, composition and performance of the Management Board and Supervisory Board of the Bank and Štedionica, examined the policies on the target structure of the mentioned bodies of the Bank and Štedionica, established the target representation of the underrepresented gender in the Management Board and the Supervisory Board of the Bank and Štedionica, and adopted the decision on the policy on increasing the number of the underrepresented gender in the Bank. In 2020 extraordinary suitability assessments were performed of:

- two candidates for members of the Supervisory Board of the Bank (in April)
- two candidates for members of the Management Board of the Bank (in April)
- candidates for the president and two members of the Management Board of the Bank (in September)
- two members of the Management Board of the Bank – due to a change in the authority (in September)
- four candidates for members of the Supervisory Board of Štedionica (in November).

Also, at year-end, the Committee held a meeting to decide on the regular suitability assessment of members of the Supervisory Board, the Management Board, and the mentioned bodies collectively, as well as key function holders of the Bank.

The activities related to the suitability assessment were performed by the Committee in line with the Credit Institutions Act, the Decision of the Croatian National Bank on the assessment of the suitability of the chairperson of the management board, members of the management board, members of the supervisory board and key function holders in a credit institution, and the Bank's suitability assessment policies.

PRIVREDNA BANKA ZAGREB d.d.

The statement on the implementation of corporate governance code (continued)

Supervisory Board (continued)

Technical committees of the Supervisory Board (continued)

Risk Committee

The Risk Committee supports the Supervisory Board of the Bank in the exercise of its strategic supervisory duties in relation to the risk management framework. The Committee pays special attention to those activities which are conducive in helping the Board properly define an effective Risk Appetite Framework (RAF) and risk management policies and make other risk-related decisions which by law fall within its remit.

Committee meetings are called at least quarterly. In 2020 the Risk Committee held four meetings with regular attendance of all members.

The composition of the Risk Committee as of 31 December 2020:

- **Luca Leoncini Bartoli**, President – term of office from 26 August 2020
- **Beata Kissné Földi**, Member – term of office from 23 February 2020
- **Christophe Velle**, Member – term of office from 18 October 2019

Termination of the term of office in 2020 on account of resignation:

- **Adriano Arietti**, Member – term of office until 31 January 2020
- **Paolo Sarcinelli**, President – term of office until 3 February 2020
- **Paolo Vivona**, President – term of office from 4 February 2020 to 25 August 2020

Permanent invitees attending the Risk Committee meetings as of 31 December 2020:

- **Marco Valle** – from 30 April 2020
- **Cesare De Bona Bottegal** – from 30 April 2020.

Following table presents attendance at Risk Committee meetings in 2020.

Risk Committee Board Member	Term of Office in 2020	Total number of Meetings	Attendance at Meetings	
			Number of Meetings	%
Luca Leoncini Bartoli	26.08.2020-31.12.2020	1	1	100.00
Beata Kissné Földi	23.02.2020-31.12.2020	3	3	100.00
Christophe Velle	01.01.2020-31.12.2020	4	4	100.00
Adriano Arietti	01.01.2020-31.01.2020	-	-	-
Paolo Sarcinelli	01.01.2020-03.02.2020	-	-	-
Paolo Vivona	04.03.2020-25.08.2020	3	3	100.00

2020 Work report of the Risk Committee

In 2020 the Risk Committee of the Bank performed its duties as a body composed of three members appointed by the Supervisory Board of the Bank.

Mr Paolo Sarcinelli was president of the Risk Committee until 3 February 2020, then Mr Paolo Vivona took his place from 4 February 2020 to 25 August 2020, and ultimately, Mr Luca Leoncini Bartoli was elected as President of the Risk Committee, effective from 26 August 2020. After the resignation of Mr Adriano Arietti, a member of the Committee, Ms Beata Kissné Földi was elected as a new member of the Committee from 23 February 2020.

Starting from 30 April 2020, Risk Committee meetings were attended also by Mr Cesare De Bona Bottegal and Mr Marco Valle as non-voting permanent invitees. Until then, no permanent invitees were designated to attend Committee meetings.

PRIVREDNA BANKA ZAGREB d.d.

The statement on the implementation of corporate governance code (continued)

Supervisory Board (continued)

Technical committees of the Supervisory Board (continued)

Risk Committee (continued)

2020 Work report of the Risk Committee (continued)

In the course of 2020, the Risk Committee held four meetings and Committee members participated in all the Committee meetings. All the meetings were held by electronic means of communication because calling a meeting with physical presence of members was not possible for objective reasons related to the Covid-19 pandemic.

The new Risk Committee Charter and its Operational Rules were adopted at the meeting of the Supervisory Board no. 6_20, held on 31 March 2020 and they apply from July 2020.

The Risk Committee acted and considered all reports in line with valid legal regulations and the provisions of the Risk Committee Charter and the Operational Rules. The Committee performed its functions in line with the principle of autonomy and independence.

The Risk Committee supported the Supervisory Board of the Bank in the exercise of its strategic supervisory duties in relation to the risk management framework. The Committee paid special attention to the activities which are conducive to helping the Board properly define an effective Risk Appetite Framework (RAF) and risk management policies and make other risk-related decisions which by law fall within its remit. In addition to regular reports of the Risk Management and Control Division, the Risk Committee also considered reports of other functions of the Bank, including the Information of the Cybersecurity & BCM Department, about preventive measures of the PBZ Group due to the Covid-19 pandemic, and Analysis of recommendations of the internal audit and external auditors with the aim of reviewing the implementation of measures taken and their implementation status.

As the impact of the social and economic crisis created by the Covid-19 pandemic was unfolding, the Risk Committee helped the Supervisory Board in giving guidance to adequately assess and monitor the internal credit risk and to take appropriate forward-looking measures to mitigate the effects on the Bank's credit portfolio and clients.

Interaction between the Risk Committee and the Audit Committee was ensured by participation of the President of the Audit Committee in two Risk Committee meetings and the President of the Risk Committee in one Audit Committee meeting.

The President of the Risk Committee regularly informed the Supervisory Board at the Board's meetings about all the Committee's activities, issues analysed, and conclusions reached, recommending actions to be taken in terms of effective risks monitoring and overall risk management framework of the Bank.

PRIVREDNA BANKA ZAGREB d.d.

The statement on the implementation of corporate governance code (continued)

Management Board of the Bank

The Management Board conducts business operations of the Bank. In 2020 the number of Management Board members increased from seven (7) to eight (8) members appointed for a three-year term of office and entrusted with a specific area of responsibility. The Management Board regularly meets fortnightly to reach management decisions.

Enlarged meetings of the Management Board of the Bank are held monthly and they include the participation of heads of subsidiaries in the Republic of Croatia (PBZ Card d.o.o., PBZ stambena štedionica d.d., PBZ Leasing d.o.o.) and subsidiary banks (Intesa Sanpaolo Banka d.d., BiH, Banka Intesa Sanpaolo d.d., Koper). These meetings are also regularly attended by representatives of the responsible organisational units of the parent bank's ISBD. These meetings consider financial reports and important issues concerning business operations of the mentioned subsidiaries.

Members of the Management Board of the Bank as of 31 December 2020:

Dinko Lucić, President of the Management Board, manages the activities of the Management Board and coordinates all business functions within the Bank and the PBZ Group, and he is also responsible for: Control and Staff functions: Internal Audit, Compliance, Anti-Money Laundering, HR and Organization, Legal Affairs, PR and Marketing Communication, General Secretariat, Customer Satisfaction and Complaints - term of office from 11 February 2018.

Alessio Cioni, Deputy President of the Management Board, responsible for: (a) Control and Staff functions: Cybersecurity and BCM, Project Management in terms of strategic projects, (b) coordination of the CFO area, the CRO area except the Risk Management Department, and of the COO area except the Treasury Back Office, and (c) coordination of subsidiary banks in alignment with the Banking Subsidiaries Coordination Committee - new term of office from 14 September 2020.

Antonio Bergaglio, Member of the Management Board responsible for: (a) the CFO area: Administrative and Financial Governance, Accounting, Planning and Control, Treasury and ALM, Procurement, Research, Data Management, and (b) coordination of PBZ Group companies in the segment of finance (CFO area) - term of office from 7 September 2020.

Darko Drozdek, Member of the Management Board responsible for the Small Business and SME Division -term of office from 24 October 2019.

Ivan Gerovac, Member of the Management Board responsible for the Corporate Division and coordination of PBZ Group companies in the segment of operation of funds and leasing - term of office from 11 February 2018.

Draženko Kopljar, Member of the Management Board responsible for the Chief Operating Officer area: Payments, Back Office, ICT, Logistics, and coordination of PBZ Group companies in the segment of information technology and operations - term of office from 11 February 2018.

Ivan Krolo, Member of the Management Board responsible for the Retail Division and coordination of PBZ Group companies in the segment of retail banking and card business - term of office from 11 February 2018.

Andrea Pavlović, Member of the Management Board responsible for the Chief Risk Officer (CRO) area and coordination of PBZ Group companies in the segment of risk management and control - term of office from 15 May 2019.

Therefore, in January 2021, with the consent of the Supervisory Board, the Management Board adopted the Decision establishing the new distribution of the authority and responsibilities of the president, deputy president, and members of the Management Board of the Bank for areas at the macro-organisational level – effective from 12 February 2021:

Dinko Lucić, President of the Management Board, manages the activities of the Management Board and coordinates all business functions within the Bank and the PBZ Group, and he is also responsible for: (i) Control and Staff functions: Internal Audit, Compliance, Cybersecurity and BCM, HR and Organization, Legal Affairs, PR and Marketing Communication, General Secretariat, and Customer Satisfaction and Complaints; (ii) Corporate and SME – new term of office from 12 February 2021.

Alessio Cioni, Deputy President of the Management Board, responsible for: (i) Control and Staff functions: Anti-Money Laundering and Project Management in terms of strategic projects; (ii) coordination of the Chief Financial Officer (CFO) area, the Chief Operating Officer (COO) area, and the Chief Risk Officer (CRO) area except the Risk Management Department and the Internal Validation Office; (iii) coordination of subsidiary banks in alignment with the Banking Subsidiaries Coordination Committee - term of office from 14 September 2020.

PRIVREDNA BANKA ZAGREB d.d.

The statement on the implementation of corporate governance code (continued)

Management Board of the Bank (continued)

Antonio Bergalio, Member of the Management Board, responsible for: (i) the CFO area: Administrative and Financial Governance, Accounting, Planning and Control, Treasury and ALM, Procurement, Research, Data Management; (ii) coordination of PBZ Group companies in the segment of financial operations (CFO area) - term of office from 7 September 2020.

Darko Drozdek, Member of the Management Board, responsible for: (i) Small Business and Retail; (ii) coordination of PBZ Group companies in the segment of retail banking and card business; (iii) coordination of PBZ Croatia osiguranje d.d. za upravljanje obveznim mirovinskim fondovima and PBZ-Leasing d.o.o. - term of office from 24 October 2019.

Draženko Kopljar, Member of the Management Board responsible for: (i) the Chief Operating Officer area: Payments, Back Office, ICT, Logistics; (ii) coordination of PBZ Group companies in the segment of information technology and operations – new term of office from 12 February 2021.

Andrea Pavlović, Member of the Management Board responsible for: (i) the Chief Risk Officer (CRO) area; (ii) coordination of PBZ Group companies in the segment of risk management and control - term of office from 15 May 2019.

Committees of the Management Board of the Bank:

In performing its duties, the Management Board establishes committees and other bodies to assist it in its work and transfers some of its powers to such committees. In the period 2017-2020 a new corporate model was established for the Bank and the subsidiary banks. In 2020 new Rules of Procedure of the Management Committees of the Bank were adopted to govern the composition of the committees and their competences. The committees are mainly composed of members of the Management Board, but they are attended also by the responsible management (as committee members or permanent invitees) and some also by representatives of the parent bank.

Management Committees:

Credit Risk Governance Committee – decision-making and advisory committee whose mission is to ensure a qualified and coordinated management of credit risk within the exercise of credit prerogatives of the Bank in compliance with the applicable laws, ISP Group regulations and Parent Company strategic decisions: the Committee's main responsibility is to define and update credit risk strategic guidelines and credit management policies based on the constant credit portfolio monitoring and for Product Governance purposes, to analyse and assess issues to the launch and monitoring of the products that imply credit risk.

Credit Committee – decision-making committee of the Bank regarding performing counterparties, whose main responsibility consists in adopting credit decisions in line with the issued strategic guidelines and credit policies, while acting within the credit prerogatives of the Bank and in compliance with the applicable laws of the Republic of Croatia, internal acts of the Bank, and ISP regulations/guidelines.

Junior Credit Committee – responsible for adopting decisions on performing clients (legal entities) in accordance with the authority it was delegated by the Management Board of the Bank.

Problem Assets Committee – decision-making committee of the Bank regarding risky and non-performing counterparties, the main responsibility of the Committee consists in taking the necessary measures in order to prevent and mitigate credit losses connected with risky and deteriorated assets.

Assets and Liabilities Management Committee (ALCO) – decision-making and consultative committee, focused on financial risks governance, on the active value management issues, on the strategic and operative management of assets and liabilities and on financial and liability products governance in compliance with Parent Company guidelines, Bank's internal regulations, laws, rules and regulations set by the competent Authorities; the Committee, acting within the limits of the delegations and competences established by the Management Board, is dedicated to the following areas: (a) Financial Risk Governance and Assessment, (b) Operative Management, (c) Financial Products Governance.

PRIVREDNA BANKA ZAGREB d.d.

The statement on the implementation of corporate governance code (continued)

Management Board of the Bank (continued)

Committees of the Management Board of the Ban (continued)

Product Governance Coordination Committee – provides additional support to the ALCO and CRGC committees in terms of carrying out and formalizing any preliminary analysis needed for the assessment of New Products, ensures the adequate coordination with the ISP Group

Financial Products Technical Session is a formalized session within Product Governance Coordination Committee that, within the overall Bank's governance framework for financial product offered to retail clients, supports the Assets & Liabilities Committee and is entrusted with the definition, the analysis and the evaluation of the characteristics of the Financial Products' offer and monitoring their performance over time, in compliance with ISP Group guidelines, Bank's internal regulations, applicable laws, rules and regulations set by the competent Authorities.

Operational Risk Committee – decision-making and advisory committee whose mission is to ensure a qualified and competent management of operational risk issues (ICT/cyber risk and security management inclusive), in compliance with the applicable laws, Group regulations and internal procedures.

Change Management Committee – responsible for the strategic management of changes within the Bank's overall operations through the definition and monitoring of the Bank's project portfolio, prioritizing the respective projects and investments in line with the Bank's strategy, monitoring of the related activities and spending as well as solving any escalated issues.

Internal Controls Coordination Committee – advisory committee, acting within the limits of the delegations and competences established by the Management Board of the Bank, with the aim to strengthen the coordination and the cooperation among control functions in PBZ Group, facilitating the integration of risk management processes.

Banking Subsidiaries Coordination Committee – decision making and consultative committee whose aim is to set the operative strategy for a coordinated development of the Banking Subsidiaries of PBZ d.d. (Bank or PBZ), ensuring namely the efficient implementation of the ISP and PBZ Group initiatives, sharing best practices, application of the robust governance and optimization of the resource allocation.

PRIVREDNA BANKA ZAGREB d.d.

The statement on the implementation of corporate governance code (continued)

Key elements of the systems of Internal controls and risk management relating to financial reporting for the Bank and the Group

The Bank's and the Group's overall control systems include:

- appropriate organizational structure at all levels with segregation of duties and defined authority limits and reporting mechanisms to higher levels of management;
- internal controls integrated into the business processes and activities;
- accounting and administrative policies and procedures within the scope of the control functions relating to key risks;
- dual corporate governance model consisting of a Supervisory Board and a Management Board which has confirmed its concrete operation and consistency with respect to the overall structure, demonstrating its capacity to meet the efficiency and effectiveness needs of governance of a structured and complex Group;
- Management Committees with responsibility for core policy areas;
- reconciliation of data, consolidated into the Group's financial statements, giving a true and fair view of the financial position of the Bank and Group. A review of the consolidated data is undertaken by Management Board to ensure that the financial statements have been prepared in accordance with required legislation and approved accounting policies;
- the Code of Conduct establishing the basic standards of conduct of the members of the Management Board and supervisory bodies, as well as employees and external collaborators who are, within their roles, obliged to perform their duties in the interest of the Bank, the PBZ Group, and their shareholders in a diligent, proper, just and professional manner;
- the Code of Ethics between the Bank and all its stakeholders describing the values in which the Bank believes and to which it is committed, outlining the principles of conduct which derive from the context of the relationship with each stakeholder and, consequently, raising the standards that each person within the credit institution must maintain in order to merit the trust of all the stakeholders.

The basis of the Bank's and the Group's internal control system is internal policy that defines the basic principles, structure and activity holder functions of internal controls, which contributes to proper corporate governance and business transparency promotion ensuring safe and stable operations in accordance with the regulatory requirements. The main features are as follows:

- a comprehensive set of accounting policies and procedures relating to the preparation of the annual financial statements in line with International Accounting Standards, International Financial Reporting Standards as adopted by the European Union and the Decision of the Croatian National Bank on the Structure and Content of the Annual Financial Statements of Credit Institutions (Official Gazette 42/2018, 122/2020);
- Bank's Internal Audit that oversees the overall operations of the Bank to assess the adequacy of the established system of internal controls;
- independent specialized bearers of control functions responsible for the identification, assessment and risk management, including Risk control and Compliance function;
- Reporting Officer assisted by control activities carried out by Office for Administrative and Financial Governance Office in order to verify the adequacy and effective application of administrative and accounting procedures over the period;
- a compliance framework incorporating testing of specific controls over key financial processes to confirm that the Bank's key controls are appropriate to mitigate the financial reporting risks;
- Internal Controls Coordination Committee established to strengthen the coordination and the cooperation among the various Bank's control functions, facilitating the integration of risk management process;
- the Annual Report is subject to detailed review and approval through a structured governance process involving senior and executive finance personnel.

PRIVREDNA BANKA ZAGREB d.d.

The statement on the implementation of corporate governance code (continued)

Risks to which the credit institution is or might be exposed

Bank directs particular attention to identification of risks to which is or might be exposed to. Identification is conducted through risk mapping – technique that is used to determine the existence of risks and assess risk significance for each of the defined units of observation. Units of observation can be:

- in a comprehensive risk identification: all legal entities in the PBZ Group, meaning that the existence and significance of all types of risks is determined for each member of the PBZ Group, or
- in a partial risk identification: individual members of the PBZ Group, introduction of new products, outsourced activities, and the like.

Identification is comprehensively conducted in cooperation with senior management of the PBZ Group and relevant control functions as one of the key phases of ICAAP process. The comprehensive risk identification and mapping is performed on annual basis, the procedure is also used partially in case of outsourcing, introduction of new products or implementation of significant business changes.

The risk mapping is based also on Risk catalogue containing risk definition used by the PBZ Group, which are aligned to risk definitions defined within CNB Decision on risk management and mapped to corresponding ISP risk.

Risk map of PBZ Group and their significance determined for 2020:

High significance	Medium significance	Low significance
Credit risk	Strategic risk	Market risk
Liquidity risk	Reputational risk	Equity risk in banking book
Operational risk	Outsourcing risk	Real estate risk
Interest rate risk		Risk of excessive financial leverage

Credit risk - The Bank as a credit institution is primarily oriented to the providing traditional banking services (loans, deposits) which account for a major portion of total assets of the Bank therefore the credit risk represents the most significant risk for the Bank. Capital requirement for credit risk represents a major part of total regulatory capital requirement. Bank puts continuous focus on credit risk management and particular attention is directed to maintenance of sound credit portfolio and appropriate credit risk measurement and monitoring. During 2020 and promptly reacting to COVID-19 breakout, Bank implemented several measures (respecting all regulatory requirements and guidelines) as reaction to crisis impacts and kept explicit focus on development and changes in credit portfolio quality

Therefore, as a key and most significant risk in Bank's portfolio, credit risk is defined as a risk of high significance.

Liquidity risk – During 2020, Bank continued period of high liquidity and ensured alignment to all internal and external requirements. Nevertheless, the liquidity management process in the Bank is continuously being improved – both in terms of liquidity governance principles and enhancement of technical support/ tools for liquidity measurement. Liquidity risk will continue to be treated as highly important, with ongoing focus on ensuring continuously sufficient level of liquidity and constant alignment with regulatory requirements and other valid regulations. Moreover, adequate focus is also directed to structural liquidity, ensuring sufficient equilibrium between long term assets and related required available sources of funding. Taking in consideration all above mentioned, liquidity risk is deemed as highly significant.

Operational risk – the Bank is continuously exposed to operational risk. Even though the comprehensive and rigorous operational risk management system is in place, due to its nature this risk is considered as highly significant.

PRIVREDNA BANKA ZAGREB d.d.

The statement on the implementation of corporate governance code (continued)

Risks to which the credit institution is or might be exposed (continued)

Interest rate risk – Interest sensitive items account for a major portion of total assets and total liabilities making majority of PBZ Group balance sheet subjected to Interest rate risk. During last period/years the overall market and also PBZ is facing the changes customers' risk-taking preferences and therewith related changes in interest rate risk exposure, with high demand of loans in domestic currency with fixed interest rates. Being fully aware of changes in customer preferences and its impact on interest rate exposure, Bank timely recognized above explained changes, directed particular attention to risk management and monitoring activities and decision-making process. Nevertheless, it is important to continue carefully managing interest rate risk and maintain its mark as highly significant risk.

Strategic risk – With a broader perspective of strategic risk impact on strategic objectives achievement, Bank anticipated requirement for establishment of strategic risk management framework and risk monitoring. Strategic risk management include both internal and external forces that may threaten the achievement of Banks strategic objectives. Also, respecting all given recommendations for improvements given by local regulator, Bank is continuously enhancing management of strategic risk and improving strategic planning process. Moreover, the strategic planning and key related activities are done under tight cooperation and guidance of ISP Parent Company which ensures the alignment and compliance of Group strategic principles within overall ISP Group. The analysis of strategic risk is integral part of Banks strategy definition process and general risk management framework. Therefore, strategic risk significance is deemed as medium.

However, it should be additionally highlighted that the situation related to Coronavirus outbreak was monitored with specific caution, taking in consideration its impact on overall economy and related impact also on Bank's results and budget targets achievements.

Reputational risk – adequate reputational risk management is an important part of a general risk management framework. Bank recognised importance of reputational risk management and established reputational risk management system with clear definition of actions and responsibilities. Apart from definition of key functions of reputational risk management, additional effort is directed into definition of preventive actions for reputational risk control as defined by internal regulations, such as:

- Confidentiality of information (banking secret, business secret, classification of confidential data etc.);
- Clear lines of public communication;
- Codes regarding ethical behavior of its employees;
- Anti-money laundering and prevention of terrorist financing;
- Exclusion of some activities from financing by the PBZ Group;
- Special scrutiny for financing political parties and politically exposed persons.

All reputational risk related internal regulation is clearly communicated and distributed among all Bank employees. Finally, through hereby explained reputational risk management principles, particular effort is directed to achievement of embedding preventive reputational risk actions into the core functions at all hierarchy levels. Therefore, reputational risk significance is deemed as medium.

Outsourcing risk – The Bank has implemented well defined and prudent rules and procedures in case of initiation of outsourcing activities assuming comprehensive risk analysis and identification, definition of outsourcing activity significance and regular control and monitoring of quality of outsourced service. Bank is carefully monitoring all regulatory novelties and requirements and adjusting its outsourcing rules in line with valid regulatory framework. Nevertheless, due to existence of significant outsourced activities on PBZ Group level, this risk is deemed as of medium significance.

Market risk - Trading book positions are insignificant. Most significant market risk exposure is risk arising from debt securities trading positions and currency risk arising from Banks open position management. Nevertheless, Bank has well defined framework for market risk management including definition of roles, responsibilities, measurement methodologies, monitoring and reporting principles and limit structure for market risk exposures. Therefore, market risk significance is deemed as low.

Equity risk in Banking Book - Bank has negligible amount of equity investments. Therefore, banking book equity risk significance is deemed as low.

PRIVREDNA BANKA ZAGREB d.d.

The statement on the implementation of corporate governance code (continued)

Risks to which the credit institution is or might be exposed (continued)

Real Estate risk - Bank does not hold real-estates for speculative purposes, almost all property owned by PBZ is used as own long-term business premises. Therefore, real estate risk significance is deemed as low.

Risk of excessive financial leverage – leverage ratio is defined as one of Bank’s strategic limits that should be maintained above prescribed minimum. Limit compliance is monitored on quarterly basis. Taking in consideration that bank is well capitalized and that maintaining of adequate ratio of capital and overall assets¹ is of strategic importance of the Bank, significance of this risk is considered as low.

¹ For calculation of leverage ratio adjusted assets is used in line with defined ISP Group methodology and standards.

PRIVREDNA BANKA ZAGREB d.d.

The statement on the implementation of corporate governance code (continued)

Statement on the implementation of the Code of Corporate Governance of Privredna banka Zagreb d.d.

According to the provisions of Article 272.p of the Companies Act and Article 22 of the Accounting Act, the Management Board of Privredna banka Zagreb d.d. declares that the Bank voluntarily applies the Corporate Governance Code that was prepared jointly by the Croatian Financial Services Supervisory Agency and the Zagreb Stock Exchange, on the websites of which it has been published.

The *Annual Questionnaire 2020* is in accordance with regulations available on the Bank's website and the website of the Zagreb Stock Exchange and discloses the status and the practice of corporate governance at the Bank in the light of the recommendations comprised in the Corporate Governance Code, providing explanations for specific departures. Specifically, corporate governance at the Bank does not imply only full satisfaction of regulatory requirements, but also deep-rooted corporate culture and personal integrity of the management and employees.

Rules for appointing and relieving of duty members of the Management Board are comprised in the Bank's Articles of Association. The Management Board of the Bank conducts business affairs of the Bank and manages its assets. While doing so, it is required and authorized to take all actions and make all decisions which it considers necessary for successful conduct of business affairs of the Bank and its operation.

The number of Management Board members is determined by the Supervisory Board. According to its decision, in 2020 the Management Board is composed of eight members, a number estimated, keeping in mind the functions and the competence of the Management Board, as a good and rational solution ensuring that the Bank's operations are managed in the best interest of shareholders, customers, employees of the Bank, and all stakeholders. The composition of eight members corresponds to the established organizational structure of the Bank and ensures good functioning of all organizational units, synergy, communication, and responsibility from a vertical and a horizontal perspective. By changing the organizational chart of the Bank in 2021, the number of members of the Management Board was harmonized.

At the proposal of the Nomination Committee, the Supervisory Board nominates candidates for president and members of the Management Board of the Bank, who have to meet the criteria laid down in the act governing banking business and other relevant regulations. Subject to the prior approval of the central bank, the Supervisory Board appoints the president and members of the Management Board to serve a term of office of three years, with the possibility of re-appointment. The number of terms of office of Management Board members is not limited. The Supervisory Board may revoke its decision on the appointment of a member of the Management Board of the Bank or of its president when, in accordance with the law currently in effect, there is an important reason for doing so.

The work and the authority of the General Meeting and shareholders' rights are disclosed in the attached Annual Questionnaire and this Annual Report in the section concerning corporate governance.

In order to achieve diversity when selecting Management Board members and to ensure an efficient and prudent management of the Bank as a whole, the Bank adopted and applies the Policy on the Targeted Structure of the Management Board and the Conditions for Holders of Key Functions of Privredna bank Zagreb d.d. and the Decision on the distribution of authority among the president and members of the Management Board of the Bank.

In terms of the Management Board of the Bank, the Policy on the Targeted Structure of the Management Board of the Bank and the Conditions for Holders of Key Functions of the Privredna Bank Zagreb d.d. lays down: (a) the target structure of the Management Board of the Bank with respect to the nature, scope and complexity of the Bank's operations, its risk profile and business strategy, (b) the qualitative and quantitative composition of the Management Board, (c) the provisions on the collective suitability of the Management Board, (d) detailed conditions of suitability for the President and members of the Management Board, having regard to the need to cover specific competencies, the need for appropriate professional knowledge, skills and abilities, appropriate experience, good repute, honesty and conscientiousness, etc. in accordance with relevant positive regulations, (e) succession plans and (f) promoting the diversity of the Management Board, including ensuring targeted representation of the underrepresented gender in accordance with the minimum target quota set by the Nominating Committee (as of 31 December 2020 1/8 of Management Board members represent the underrepresented gender – women).

PRIVREDNA BANKA ZAGREB d.d.

The statement on the implementation of corporate governance code (continued)

Statement on the implementation of the Code of Corporate Governance of Privredna banka Zagreb d.d. (continued)

Specific criteria were laid down to ensure the diversity of knowledge, experience, skills, and competences of Management Board members so that they could perform their duties efficiently and professionally. Hence, the president and each member of the Management Board must have specific knowledge, skills, and expertise in the areas within their specific competence. Accordingly, Management Board members are selected in accordance with the prescribed criteria for the performance of duties of the president and member of the Management Board, thus ensuring a good and efficient management of the Bank.

The Decision on the distribution of authority among the president and members of the Management Board of the Bank defines the main business areas of the Bank and the PBZ Group and the authority of each Management Board member.

According to the suitability assessment conducted in line with the adopted Policy (involving the responsible expert service of the Bank, the Nomination Committee, and the Supervisory Board), the members of the Management Board of the Bank whose terms of office started in 2020 meet all the prescribed criteria from the perspective of the knowledge, expertise, experience, skills, and competences so that the Management Board as a whole has access the necessary competencies and expertise.

In 2019, the Bank also adopted a Policy on the Appropriateness Assessment procedure, which defines the procedure for assessing the suitability of the President of the Management Board, member of the Supervisory Board and holders of key functions of the Bank (jurisdiction, professional service conducting the procedure, required documentation and delivery deadlines, frequency adequacy assessments, extraordinary suitability assessments, etc.)

Candidates for members of the Supervisory Board are nominated by the Nomination Committee. The General Meeting adopts a decision on the election of Supervisory Board members. The decision of the General Meeting of the Bank sets out that the Supervisory Board of the Bank is composed of seven members, a number estimated, keeping in mind the functions and the competence of the Supervisory Board, as a good solution ensuring high-quality supervision of the management of the Bank's operations which is aimed at protecting the interests of the Bank as a whole. Supervisory Board members elect the president of the Supervisory Board and its deputy.

In order to achieve diversity when selecting Supervisory Board members and to ensure an efficient and prudent management of the supervisory function at the Bank, the General Assembly of the Bank adopted the Policy on the Targeted Structure of the Supervisory Board of the Privredna Bank Zagreb d.d.

The Policy on the Targeted Structure the Supervisory Board of the Bank lays down: (a) the target structure of the Supervisory Board of the Bank with respect to the nature, scope and complexity of the Bank's operations, its risk profile, and business strategy, (b) qualitative and quantitative composition (c) suitability conditions for Supervisory Board members according to which each member must have good reputation, honesty and conscientiousness, appropriate experience, independence of opinion, adequate knowledge, skills, and expertise ensuring that the composition of the Supervisory Board is such that it ensures that all the relevant competences/fields of operation are represented therein, so that they might perform their function efficiently and professionally, (d) promoting the diversity of the Supervisory Board, including ensuring the targeted representation of the underrepresented gender in accordance with the minimum target quota set by the Nomination Committee (as of 31 December 2020 2/7 of Supervisory Board members represent the underrepresented gender – women) and etc.

Supervisory Board members are selected in accordance with the prescribed criteria for membership of the Supervisory Board, thus ensuring an optimal functioning of the Supervisory Board and performance of its duties.

According to the suitability assessment conducted in line with the adopted Policy (involving the responsible expert service of the Bank, the Nomination Committee, and the General Meeting of the Bank), the members of the Supervisory Board of the Bank meet all the prescribed criteria from the perspective of the diversity of knowledge, experience, skills, and competences individually and collectively with other Supervisory Board members.

According to the Decision of the General Meeting of the Bank, the Supervisory Board of the Bank is composed of seven members, of whom one is appointed as president and one as deputy president. With respect to the nature, scope and complexity of the Bank's operations, its risk profile, and business strategy, it has been found that keeping in mind the functions and the competence of the Supervisory Board, the number of seven members of the Supervisory Board, which must also ensure targeted representation of the underrepresented gender, is a good and rational solution which ensures functioning of the Supervisory Board in line with legal provisions. The Supervisory Board of the Bank has got two independent members who meet the independency criteria.

PRIVREDNA BANKA ZAGREB d.d.

The statement on the implementation of corporate governance code (continued)

Statement on the implementation of the Code of Corporate Governance of Privredna banka Zagreb d.d. (continued)

Keeping in mind the outcome of the regular annual assessment of the suitability of the president and members of the Supervisory Board, their knowledge, skills, and expertise in banking, strategic planning, risk management, IT, accounting and financial matters, and experience in the segment of corporate governance still ensure that all the relevant competences/fields of operation are represented therein.

In 2020 the Supervisory Board of the Bank fully performed the function of supervision of the conduct of the Bank's affairs. By establishing the guidelines for the Bank's business policy, it actively contributed to its implementation in conformity with the law, the Articles of Association of the Bank, as well as its internal acts. Last year the Supervisory Board also gave consent to decisions of the Credit Committee of the Bank regarding the Bank's exposure to customers/groups of related parties and to basic business documents adopted by the Management Board of the Bank. Within the scope of its authority, the Supervisory Board gave consent to changes to the organizational structure of the Bank at the macro and mezzo level, thus exercising supervision over the adequacy of the Bank's organizational structure, and continued taking care of implementation of the long-term succession plan, by means of thoughtful and timely appointment of members of the Management Board of the Bank on the basis of a prior assessment of their suitability for membership of the Management Board.

The Supervisory Board has established its committees that help it perform its tasks, ensuring that they be composed of and dispose of adequate resources for the effective discharge of their duties. Committees' members have the necessary skills, knowledge and education as well as professional and practical experience required for the effective discharge of the committees' duties.

Data on the composition and activities of the Management Board and the Supervisory Board of the Bank and their committees are disclosed in the attached Annual Questionnaire and this Annual Report in the section concerning corporate governance.

The Management Board of the Bank is not authorized to issue new shares of the Bank or to acquire treasury shares.

The rules for amending the Bank's Articles of Association are included in the very Articles of Association. A decision to amend the Articles of Association is adopted by the General Meeting of the Bank in line with the law and the Articles of Association, by a vote representing at least three quarters of the share capital represented at the General Meeting when the decision is made. Amendments to the Articles of Association are proposed by the Supervisory Board, the Management Board, and the Bank's shareholders. The Supervisory Board is authorized to amend the Articles of Association solely in the case of editorial amendments or establishment of the final text of the Articles of Association.

In order to protect the interests of all investors, shareholders, customers, employees and others interested parties, high corporate governance standards have been established at the Bank.

Responsibilities of the Management and Supervisory Boards for the preparation and approval of the separate and consolidated financial statements, other information and supplementary information

The Management Board of the Bank is required to prepare separate financial statements of Privredna banka Zagreb d.d. ("the Bank") and consolidated financial statements of Privredna banka Zagreb Group ("the Group") for each financial year which give a true and fair view of the financial position of the Bank and the Group and of the results of their operations and cash flows, in accordance with International Financial Reporting Standards as adopted by European Union, and is responsible for maintaining proper accounting records to enable the preparation of such separate and consolidated financial statements at any time. It has a general responsibility for taking such steps as are reasonably available to it to safeguard the assets of the Bank and the Group and to prevent and detect fraud and other irregularities.

The Management Board is responsible for selecting suitable accounting policies to conform with applicable accounting standards and then apply them consistently; making judgements and estimates that are reasonable and prudent; and preparing the financial statements on a going concern basis unless it is inappropriate to presume that the Bank and the Group will continue in business.

The Management Board is also responsible for the preparation and content of the Management Board report for the Bank and the Group and Corporate Governance Statement as required by the Croatian Accounting Act, and the rest of other information (together "other information").

The Management Board is also responsible for the preparation and fair presentation of the supplementary information prepared in accordance with the Decision of the Croatian National Bank on the Structure and Content of the Annual Financial Statements of Credit Institutions (Official Gazette 42/2018, 122/2020).

The Management Board is responsible for the submission to the Supervisory Board of its Annual report which includes the separate and consolidated financial statements, other information and supplementary information for acceptance. If the Supervisory Board approves the Annual report it is deemed confirmed by the Management Board and Supervisory Board.

The separate and consolidated financial statements on pages 71 to 228 as well as supplementary forms for the Croatian National Bank and reconciliation of the statutory financial statements with the supplementary forms for the Croatian National Bank, set out on pages 229 to 268 and Management Board Report for the Bank and the Group on pages 9 to 18, Report from the President of the Supervisory Board on pages 6 to 8, The statement on the Implementation of Corporate Governance Code on pages 45 to 62 and other information on pages 3 to 5 and 19 to 44 are approved by the Management Board on 4 March 2021 as confirmed by the signatures below.

For and on behalf of Privredna banka Zagreb d.d.

Dinko Lucić

President of the Management Board




Alessio Cioni

Deputy President of the Management Board




Antonio Bergalio, *Member of the Management Board*




Darko Drozdek, *Member of the Management Board*



Draženko Kopljar, *Member of the Management Board*



Andrea Pavlović, *Member of the Management Board*



INDEPENDENT AUDITOR'S REPORT

To the shareholders of Privredna banka Zagreb d.d., Zagreb

The report on the audit of the annual financial statement

Opinion

We have audited the separate annual financial statements of Privredna banka Zagreb d.d. ("the Bank") and the consolidated annual financial statements of the Bank and its subsidiaries ("the Group"), which comprise the separate and consolidated statements of financial position of the Bank and the Group, respectively, as at 31 December 2020, and their respective separate and consolidated statements of profit or loss and other comprehensive income, the separate and consolidated statements of cash flows and the separate and consolidated statements of changes in equity for the year then ended, and notes to the financial statements, including a summary of significant accounting policies.

In our opinion, the accompanying annual financial statements give a true and fair view of the financial position of the Bank and the Group as at 31 December 2020, and of their respective financial performance and cash flows for the year then ended in accordance with the International Financial Reporting Standards, determined by the European Commission and published in the Official Journal of the EU (IFRS).

Basis for Opinion

We performed the audit in accordance with the International Standards on Auditing (ISAs). Our responsibilities under those standards are further described in the Auditor's responsibilities for the audit of the annual financial statements section of our Independent Auditor's report. We are independent of the Bank and the Group in accordance with the Code of Ethics for Professional Accountants (IESBA Code), and we have fulfilled our other ethical responsibilities in accordance with the IESBA Code. We believe that the audit evidence we have obtained is sufficient and appropriate to provide a basis for our opinion.

Key audit matters

Key audit matters are those which were, in our professional judgment, of the utmost importance for our audit of the separate and consolidated annual financial statements of the current period and include most significant recognized risks of significant misstatement as a result of error or fraud with the greatest impact on our audit strategy, the allocation of our available resources and the time spent by the engaged audit team. We have dealt with these matters in the context of our audit of the separate and consolidated annual financial statements as a whole and in forming our opinion about them, and we do not give a separate opinion on these matters.

We have determined that the following matter was key audit matter and should be published in our Independent Auditor's report.

Key audit matters (continued)

Impairment of loans and advances to customers	
<p>As at 31 December 2020, in the consolidated financial statements gross loans and advances to customers amount to HRK 78,791 million, related impairment allowance amounts to HRK 3,607 million and impairment loss recognised in the income statement amounts to HRK 573 million (31 December 2019: gross loans and advances: HRK 74,236 million, impairment allowance: HRK 3,562 million, impairment loss recognised in the income statement: HRK 318 million).</p> <p>As at 31 December 2020, in the separate financial statements gross loans and advances to customers amount to HRK 53,899 million, impairment allowance amounts to HRK 2,675 million and impairment loss recognised in the income statement amounts to HRK 415 million (31 December 2019: gross loans and advances: HRK 49,956 million, impairment allowance: HRK 2,700 million, impairment loss recognised in the income statement: HRK 256 million).</p>	
Key audit matter	How we addressed the key audit matter
<p>We focused on this area due to the significance of the amounts involved for the Bank and Group financial annual statements and also because of the nature of the judgements and assumptions that management are required to make.</p> <p>Impairment allowances represent management's best estimate of risk of default and the expected credit losses within the loans and advances at the reporting date.</p> <p>IFRS requires management to make judgments about the future and various items in the separate and consolidated financial statements are subject to estimation uncertainty. The estimates required for credit loss allowances for loans and advances to customer are significant estimates.</p> <p>The key areas of judgement associated with credit loss allowances for loans and advances to customer are the identification of loans that are deteriorating, the assessment of significant increase in credit risk, forecasts of future cash flows as well as expected proceeds from the realization of collateral and the determination of the expected credit losses of loans and advances to customer which are all inherently uncertain.</p> <p>The impairment allowance is measured as either 12 months expected credit losses or lifetime expected credit losses, depending on whether there has been a significant increase in credit risk since initial recognition.</p>	<p>In order to address the risks associated with impairment allowances for expected credit losses on loans and receivables from customers, identified as key audit matter, we have designed audit procedures that allowed us to obtain sufficient appropriate audit evidence for our conclusion.</p> <p>Our audit procedures in this area included, among others:</p> <ul style="list-style-type: none"> • reviewing the methodology of the Bank and the Group for the calculation of the expected credit loss and assessing its compliance with the requirements of International Financial Reporting Standards 9: Financial Instruments ("IFRS 9"), • obtaining an understanding of the provisioning process, IT applications used therein, as well as key data sources and assumptions for data used in the expected credit loss model, • assessing and testing of IT control environment for data security and access, • evaluating the design, implementation and operational effectiveness of controls in credit risk management and lending processes, and tested key controls related to the approval, recording and monitoring of loans and advances,

Key audit matters (continued)

Key audit matter	How we addressed the key audit matter
<p>For defaulted loans that are considered to be individually significant or non-performing corporate exposures exceeding HRK 3.8 million individually, the impairment assessment is based on the knowledge of each individual borrower and often on estimation of the fair value of the related collateral.</p> <p>Related impairment allowances are determined on an individual basis by means of a discounted cash flows analysis.</p> <p>Impairment allowances for performing exposures and non-performing retail exposures as well as non-performing corporate exposures below HRK 3.8 million individually (together "collective impairment allowance") are determined by modelling techniques.</p> <p>Historical experience, identification of exposures with a significant deterioration in credit quality, forward-looking information and management judgment are incorporated into the model assumptions. The Bank is continuously recalibrating the model parameters which also requires our increased attention in the audit.</p> <p>Related disclosures accompanying the annual financial statements</p> <p>For additional information see notes 4 I) (Significant accounting policies) i 5 b) (Accounting estimates and judgements in applying accounting policies) and notes 25 (Loans and advances to customers) and 47 a) (credit risk section of the note 47 Financial risk management policies).</p>	<ul style="list-style-type: none"> • testing the design, implementation and operational effectiveness of selected key controls in the areas of customer rating, as well as the controls relating to the identification of loss events and default, appropriateness of classification of exposures between performing and non-performing and their segmentation into homogenous groups, calculation of days past due, collateral valuations and calculation of the impairment allowances, • testing, on a sample basis, whether the definition of default and the staging criteria were consistently applied in accordance with relevant policies, • evaluating the overall modelling approach of calculation of expected credit losses (ECLs), including the calculation of main risk parameters and macroeconomic factors (probability of default (PD), loss given default (LGD) and exposure at default (EAD)), • testing the adequacy of individual loan loss allowances, on a sample basis, with focus on those with the greatest potential impact on the financial statements due to their magnitude and risk characteristics, as well as lower value items, which we independently assessed as high-risk, • conducting an evidentiary test of the selected sample to assess the correctness of the loan classification, • in certain cases, we used our own judgment to determine the parameters for calculating impairment losses on loans and compared our calculations with the impairment of the value calculated by the Bank, • critically evaluating the impact of COVID-19 pandemic on impairment allowances for expected credit losses and assessing the local regulatory framework impacted by COVID-19 pandemic, • evaluating the accuracy and completeness of the financial statement disclosures.

Other information in the Annual Report

Management is responsible for the other information. The other information comprises of the information included in the Annual Report but, does not include the separate and consolidated annual financial statements and our Independent auditor's report on them.

Our opinion on the separate and consolidated annual financial statements does not include other information and, except to the extent otherwise explicitly stated in our report, we do not express any kind of assurance conclusion with on them.

In relation with our audit of the separate and consolidated annual financial statements, our responsibility is to read the other information and, in doing so, consider whether the other information is materially inconsistent with the separate and consolidated annual financial statements or with our knowledge obtained in the audit, or otherwise appears to be materially misstated. If, based on the work we have performed, we conclude that there is a material misstatement of this other information we are required to report that fact. In this sense, we do not have anything to report.

With respect to the Management Board Report of the Bank and of the Group and the Statement on the Implementation of Corporate Governance Code, we also performed procedures required by the Accounting Act in Croatia ("Accounting Act"). Those procedures include considering whether:

- the Management Board Report of the Bank and of the Group has been prepared in accordance with the requirements of Articles 21 and 24 of the Accounting Act;
- the specific information in the Statement on the Implementation of Corporate Governance Code required by Article 22, paragraph 1, items 3 and 4 of the Accounting Act ("relevant sections of the Implementation of Corporate Governance Code") has been prepared in accordance with the requirements of Article 22 of the Accounting Act; and
- the Statement on the Implementation of Corporate Governance Code includes the information specified in Article 22, paragraph 1, items 2, 5, 6 and 7 of the Accounting Act.

Based on the work that we performed during the audit of the financial statements and procedures above, in our opinion:

- the information given in the Management Board Report of the Bank and of the Group and the relevant sections of the Statement on the Implementation of Corporate Governance Code as part of the Annual report of the Bank for the year 2020 are in accordance with the financial information stated in the separate and consolidated annual financial statements of the Bank and of the Group set out on pages 71 to 228 on which we expressed our opinion as stated in the Opinion section above;
- the information given in the Management Board Report of the Bank and of the Group and the relevant sections of the Statement on the Implementation of Corporate Governance Code is prepared in accordance with the requirements of Articles 21, 22 and 24 of the Accounting Act, respectively;
- the Implementation of Corporate Governance Code includes the information specified in Article 22 paragraph 1, items 2, 5, 6 and 7 of the Accounting Act.

In addition, in light of the knowledge and understanding of the entity and its environment obtained in the course of the audit, we are also required to report if we have identified material misstatements in the Annual Report. We have nothing to report in this respect.

Responsibilities of Management and those charged with Governance for the Annual Financial Statements

The Management is responsible for the preparation of annual financial statements that give a true and fair view in accordance with IFRS, and for such internal controls as the Management determines necessary to enable the preparation of separate and consolidated annual financial statements that are free from material misstatement, whether due to fraud or error.

In preparing the separate and consolidated annual financial statements, the Management is responsible for assessing the Bank's and the Group's ability to continue as a going concern, disclosing, as applicable, matters related to going concern and using the going concern basis of accounting unless Management either intends to liquidate the Bank or the Group or to cease operations, or has no realistic alternative but to do so.

Those charged with governance are responsible for overseeing the Bank's and the Group's financial reporting process.

Auditor's Responsibility for the Audit of the Annual Financial Statements

Our objectives are to obtain reasonable assurance about whether the separate and consolidated annual financial statements as a whole are free from material misstatement, whether due to fraud or error, and to issue an auditor's report that includes our opinion. Reasonable assurance is a higher level of assurance, but is not a guarantee that an audit conducted in accordance with ISAs will always detect a material misstatement when it exists. Misstatements can arise from fraud or error and are considered material if, individually or in the aggregate, they could reasonably be expected to influence the economic decisions of users made based on these annual financial statements.

As part of an audit in accordance with ISAs, we exercise professional judgment and maintain professional scepticism throughout the audit. We also:

- identify and assess the risks of material misstatement of the separate and consolidated annual financial statements, whether due to fraud or error, design and perform audit procedures responsive to those risks, and obtain audit evidence that is sufficient and appropriate to provide a basis for our opinion. The risk of not detecting a material misstatement resulting from fraud is higher than for one resulting from error, as fraud may involve collusion, forgery, intentional omissions, misrepresentations, or the override of internal control.
- obtain an understanding of internal control relevant to the audit in order to design audit procedures that are appropriate in the circumstances, but not for the purpose of expressing an opinion on the effectiveness of the Bank's and the Group's internal control.
- evaluate the appropriateness of accounting policies used and the reasonableness of accounting estimates and related disclosures made by the Management.
- make conclusion on the appropriateness of Management's use of the going concern basis of accounting and, based on the audit evidence obtained, whether a material uncertainty exists related to events or conditions that may cast significant doubt on the Bank's and the Group's ability to continue as a going concern. If we conclude that a material uncertainty exists, we are required to draw attention in our auditor's report to the related disclosures in the separate and consolidated annual financial statements or if such disclosures are inadequate, to modify our opinion. Our conclusions are based on the audit evidence obtained up to the date of our auditor's report. However, future events or conditions may cause the Bank to cease to continue as a going concern.
- evaluate the overall presentation, structure and content of the separate and consolidated annual financial statements, including the disclosures, and whether the separate and consolidated annual financial statements represent the underlying transactions and events in a manner that achieves fair presentation.
- obtain sufficient appropriate audit evidence regarding the financial information of the entities or business activities within the Group to express an opinion on the consolidated financial statements. We are responsible for the direction, supervision and performance of the group audit. We remain solely responsible for our audit opinion.

Auditor's Responsibility for the Audit of the Annual Financial Statements (continued)

We communicate with those charged with governance regarding, among other matters, the planned scope and timing of the audit and significant audit findings, including any significant deficiencies in internal control that we identify during our audit.

We also give a statement to those charged with governance that we have acted in accordance with relevant ethical requirements regarding independence and that we will communicate with them on all relationships and other issues that can reasonably be considered to affect our independence as well as, where applicable, about related protections.

Among the matters we are communicating with those charged with governance, we determine those matters that are of utmost importance in revising the current financial statements for the current period and are therefore key audit matters. We describe these matters in our independent auditor's report unless the law or regulations prevents public disclosure or when, in exceptionally rare circumstances, we decide that the matter should not be reported in our independent auditor's report as it can reasonably be expected that the negative effects of the announcement will surpass the welfare of public interest in such disclosure.

Report on other legal requirements

On 21 July 2020, the General Assembly of the Bank appointed us to conduct an audit of the Bank's separate and consolidated annual financial statements for 2020.

On the date of this Independent Auditor's Report we have been continuously engaged in carrying out the statutory audit of the Bank's and Group's annual separate and consolidated financial statements from 2019, which amounts to a total of 2 years.

In the audit of the Bank's separate and consolidated annual financial statements for 2020, we have determined the following materiality levels for the financial statements as a whole:

- for the separate annual financial statements: HRK 300 million
- for the consolidated annual financial statements: HRK 370 million

which represents approximately 2% of the of the Bank's or Group's net assets for 2020.

We chose Net assets as the benchmark because, in our view, it is the benchmark against which the performance of the Bank and the Group is commonly measured by users, and is a generally acceptable benchmark.

Our audit opinion is consistent with the additional report for the Bank's auditing board, prepared in accordance with the provisions of Article 11 of Regulation (EU) No. 537/2014.

During the period between the initial date of the audited separate and consolidated annual financial statements of the Bank for the year 2020 and in the business year prior to the aforementioned period, we did not provide the Bank and the Group with prohibited non-assurance services, and we have maintained independence in relation to the Bank and the Group during the performance of the audit.

Report on other legal requirements (continued)

Pursuant to the Decision on the structure and contents of annual financial statements published by Croatian National Bank (OG 42/18 and 122/20), the Bank's Management prepared forms presented on pages 229 to 268 (hereinafter „the Forms“). The financial information in the Forms is derived from the financial statements of the Bank and the Group set out on pages 71 to 228 on which we expressed our opinion as stated in the section Opinion above.

Pursuant to requirements of the Credit Institutions Act (OG 159/13, 19/15, 102/15, 15/18, 70/19, 47/20 and 146/20), the Bank disclosed required information on page 272, which comprise all information as stipulated by the article 164, paragraph 1. Disclosed information are derived from the Bank's and Group's financial statements presented on pages 71 to 228 on which we expressed our opinion as stated in the section Opinion above.

The partner engaged in the audit of the Bank's and Group's annual financial statements for the year 2020 resulting in this Independent auditor's report is Ivan Čajko, certified auditor.

Zagreb, 4 March 2021

BDO Croatia d.o.o.
Trg J. F. Kennedy 6b
10000 Zagreb


Hrvoje Stipić, President of the Management Board


Ivan Čajko, certified auditor

BDO CROATIA
BDO Croatia d.o.o.
za pružanje revizorskih, konzalting
i računovodstvenih usluga
Zagreb, J. F. Kennedy 6/b

PRIVREDNA BANKA ZAGREB d.d.

Income statement*For the year ended 31 December*

(in HRK million)

	Notes	GROUP		BANK	
		2020	2019	2020	2019
Interest income calculated using the effective interest method	6b	2,795	3,040	2,152	2,344
Other interest income	6b	91	95	36	33
Interest expense	6c	(270)	(322)	(140)	(188)
Net interest income		2,616	2,813	2,048	2,189
Fee and commission income	7a	1,706	2,020	906	992
Fee and commission expense	7b	(323)	(477)	(208)	(315)
Net fee and commission income		1,383	1,543	698	677
Dividend income	8	1	2	40	692
Net trading income and net gains on translation of monetary assets and liabilities	9	230	388	204	358
Fair value adjustment in hedge accounting	10	(10)	(1)	-	-
Other operating income	11	77	175	53	82
Total operating income		4,297	4,920	3,043	3,998
Net impairment losses on loans and advances to customers	14a	(573)	(318)	(415)	(256)
Other impairment losses and provisions	14b	(34)	(77)	(40)	(89)
Personnel expenses	12	(1,043)	(1,077)	(683)	(697)
Depreciation, amortisation and impairment of goodwill	15	(238)	(232)	(175)	(173)
Other operating expenses	13	(1,127)	(1,120)	(696)	(637)
Share of profits from associates	26	10	12	-	-
Profit before income tax		1,292	2,108	1,034	2,146
Income tax expense	16	(267)	(370)	(217)	(266)
Profit for the year		1,025	1,738	817	1,880
Attributable to:					
Equity holders of the Bank		978	1,652	817	1,880
Non-controlling interests		47	86	-	-
		1,025	1,738	817	1,880
in HRK					
Basic and diluted earnings per share	53	51.4	86.9	43.0	98.9

The accompanying accounting policies and notes on pages 81 to 228 are an integral part of these financial statements.

PRIVREDNA BANKA ZAGREB d.d.

Statement of comprehensive income*For the year ended 31 December*

(in HRK million)

	GROUP		BANK	
	2020	2019	2020	2019
Profit for the year	1,025	1,738	817	1,880
Other comprehensive income				
Items that will not be reclassified to profit or loss				
<i>Net value adjustment from valuation of property</i>	171	-	83	-
<i>Net change in fair value on equity instrument</i>	7	29	5	17
Related tax	(32)	(5)	(15)	(3)
	146	24	73	14
Items that are or may be reclassified to profit or loss				
<i>Net change in fair value on debt instruments</i>	11	30	(11)	13
<i>Foreign exchange differences on translation of foreign operations</i>	38	7	-	-
<i>Net amount transferred to profit or loss</i>	(32)	(30)	(6)	(18)
Related tax	5	-	3	1
	22	7	(14)	(4)
Other comprehensive income for the year, net of tax	168	31	59	10
Total comprehensive income for the year, net of tax	1,193	1,769	876	1,890
Attributable to:				
Equity holders of the Bank	1,127	1,665	876	1,890
Non-controlling interests	66	104	-	-
	1,193	1,769	876	1,890

The accompanying accounting policies and notes on pages 81 to 228 are an integral part of these financial statements.

PRIVREDNA BANKA ZAGREB d.d.

Statement of financial position*As of 31 December*

(in HRK million)

Assets	Notes	GROUP		BANK	
		2020	2019	2020	2019
Cash and current accounts with banks	18	27,004	20,642	21,427	16,873
Balances with the Croatian National Bank	19	4,035	4,901	4,035	4,901
Financial assets held for trading	21	1,269	1,416	1,269	1,416
Derivative financial assets	22a,b	2	18	1	6
Fair value changes of the hedged items in portfolio hedge of interest rate risk	22c	77	51	-	-
Loans and advances to banks	24a,c	6,402	6,184	5,327	4,819
Loans and advances to customers	25a	75,087	70,565	51,170	47,188
Investment securities	20	11,678	11,417	9,239	8,692
Investments in subsidiaries and associates	26	65	67	1,962	1,962
Intangible assets	27	317	367	206	264
Property and equipment	28	1,790	1,631	1,033	975
Investment property	29	86	63	30	2
Non-current assets held for sale	30	65	139	13	60
Deferred tax assets	16c	132	141	76	89
Other assets	31	261	301	129	193
Current tax assets		52	14	7	-
Total assets		128,322	117,917	95,924	87,440

The accompanying accounting policies and notes on pages 81 to 228 are an integral part of these financial statements.

PRIVREDNA BANKA ZAGREB d.d.

Statement of financial position (continued)*As of 31 December*

(in HRK million)

Liabilities	Notes	GROUP		BANK	
		2020	2019	2020	2019
Current accounts and deposits from banks	32	1,847	1,797	2,190	1,677
Current accounts and deposits from customers	33	99,461	89,876	73,155	65,890
Derivative financial liabilities	23a,b	237	146	25	2
Fair value changes of the hedged items in portfolio hedge of interest rate risk	23c	-	3	-	-
Interest-bearing borrowings and other financial liabilities	34	5,628	5,443	3,613	3,535
Other liabilities	35	1,610	2,208	762	988
Accrued expenses and deferred income	36	268	313	111	147
Provisions	37	550	539	480	445
Deferred tax liabilities	16d	97	80	37	33
Current tax liability		-	90	-	62
Total liabilities		109,698	100,495	80,373	72,779
Equity					
Share capital	39a	1,907	1,907	1,907	1,907
Share premium	39b	1,570	1,570	1,570	1,570
Treasury shares	39c	(70)	(76)	(68)	(76)
Other reserves	39e	1,488	1,397	434	367
Fair value reserve	39f	41	92	23	69
Retained earnings	39g	13,733	12,643	11,685	10,824
Merger reserve	39h	(1,214)	(1,214)	-	-
Total equity attributable to equity holders of the Bank		17,455	16,319	15,551	14,661
Non-controlling interests		1,169	1,103	-	-
Total equity		18,624	17,422	15,551	14,661
Total liabilities and equity		128,322	117,917	95,924	87,440

The accompanying accounting policies and notes on pages 81 to 228 are an integral part of these financial statements.

PRIVREDNA BANKA ZAGREB d.d.

Statement of cash flows*For the year ended 31 December*

(in HRK million)

	Notes	GROUP		BANK	
		2020	2019	2020	2019
Cash flows from operating activities					
Profit before income tax		1,292	2,108	1,034	2,146
Impairment losses on loans and advances to customers	14a	573	318	415	256
Other impairment losses and provisions	14b	34	77	40	89
Gain on disposal of property and equipment, intangible assets and investment property	11	(21)	(34)	(25)	(1)
Depreciation, amortisation and impairment of goodwill	15	238	232	175	173
Net (gains)/losses from securities at fair value through profit or loss	9	-	(78)	8	(74)
Share of profits from associates	26	(10)	(12)	-	-
Net interest income		(2,616)	(2,813)	(2,048)	(2,189)
Net gain on derecognition of financial assets not measured at fair value	11	(32)	(38)	(14)	(38)
Dividend income	8	(1)	(2)	(40)	(692)
		(543)	(242)	(455)	(330)
Decrease/(increase) in operating assets					
Balances with the Croatian National Bank		866	(203)	866	(203)
Loans and advances to banks		(920)	3,161	(69)	2,351
Loans and advances to customers		(5,158)	(3,983)	(4,426)	(1,823)
Financial assets at fair value through profit or loss and FVOCI financial assets and fair value changes of the hedged items in portfolio hedge of interest rate risk		77	(1,311)	(369)	(1,802)
Other assets		7	(18)	112	(74)
(Increase) in operating assets		(5,128)	(2,354)	(3,886)	(1,551)

The accompanying accounting policies and notes on pages 81 to 228 are an integral part of these financial statements.

PRIVREDNA BANKA ZAGREB d.d.

Statement of cash flows (continued)*For the year ended 31 December*

		(in HRK million)			
		GROUP		BANK	
<i>Notes</i>		2020	2019	2020	2019
Increase/(decrease) in operating liabilities					
	Current accounts and deposits from banks	3	(59)	467	196
	Current accounts and deposits from customers	9.896	4.011	7.519	2.919
	Other liabilities	(573)	173	(244)	288
	<i>Increase in operating liabilities</i>	9.326	4.125	7.742	3.403
	Interest received	2,889	3.149	2.180	2.387
	Interest paid	(479)	(384)	(329)	(247)
	Dividends received	13	14	40	692
	Net cash inflow from operating activities before income taxes paid	6.078	4.308	5.292	4.354
	Income tax paid	(386)	(169)	(273)	(75)
	Net cash from operating activities	5.692	4.139	5.019	4.279
Cash flows from investing activities					
	Purchase of property and equipment, intangible assets and investment property	27,28,29 (259)	(360)	(203)	(248)
	Disposal of property and equipment, intangible assets and investment property	27,28,29 100	64	81	17
	Disposal of non-current assets held for sale	21	-	24	-
	Net cash used in investing activities	(138)	(296)	(98)	(231)

The accompanying accounting policies and notes on pages 81 to 228 are an integral part of these financial statements.

PRIVREDNA BANKA ZAGREB d.d.

Statement of cash flows (continued)*For the year ended 31 December*

		(in HRK million)			
		GROUP		BANK	
Notes		2020	2019	2020	2019
	Cash flows from financing activities				
	Dividends paid	-	(1,417)	-	(1,380)
	Increase in interest-bearing borrowings and subordinated liabilities	242	1,063	145	217
	Cash paid for IFRS 16 leases	(112)	(93)	(87)	(77)
	Net cash used in financing activities	130	(447)	58	(1,240)
	Net increase in cash and cash equivalents	5,684	3,396	4,979	2,808
	Cash and cash equivalents as at 1 January	26,234	22,839	21,407	18,600
	Effect of exchange rate fluctuations on cash held	(39)	(1)	(39)	(1)
	Cash and cash equivalents as at 31 December	31,879	26,234	26,347	21,407
	40				

The accompanying accounting policies and notes on pages 81 to 228 are an integral part of these financial statements.

PRIVREDNA BANKA ZAGREB d.d.

Statement of changes in equity

Group	(in HRK million)								Total
	Share capital	Share premium	Treasury shares	Other reserves	Fair value reserve	Retained earnings	Merger reserve	Non-controlling interest	
Balance as at 31 December 2019	1,907	1,570	(76)	1,397	92	12,643	(1,214)	1,103	17,422
Other comprehensive income									
Net change in fair value on equity instrument	-	-	-	-	6	-	-	1	7
Related tax	-	-	-	-	(1)	-	-	-	(1)
Net change in fair value on debt instrument	-	-	-	-	2	-	-	9	11
Net amount transferred to the income statement	-	-	-	-	(20)	-	-	(12)	(32)
Related tax	-	-	-	-	6	-	-	(1)	5
Revaluation of land and buildings	-	-	-	160	-	-	-	11	171
Deferred tax on tangible assets	-	-	-	(29)	-	-	-	(2)	(31)
Foreign exchange differences on translation of foreign operations	-	-	-	25	-	-	-	13	38
Total other comprehensive income	-	-	-	156	(7)	-	-	19	168
Profit for the year	-	-	-	-	-	978	-	47	1,025
Total comprehensive income for the year	-	-	-	156	(7)	978	-	66	1,193
Stock-based payment	-	-	6	(2)	-	-	-	-	4
Other movements	-	-	-	(63)	(44)	112	-	-	5
Transactions with owners, recorded directly in equity	-	-	6	(65)	(44)	112	-	-	9
Balance as at 31 December 2020	1,907	1,570	(70)	1,488	41	13,733	(1,214)	1,169	18,624

The accompanying accounting policies and notes on pages 81 to 228 are an integral part of these financial statements.

PRIVREDNA BANKA ZAGREB d.d.

Statement of changes in equity (continued)

Group	(in HRK million)								Total
	Share capital	Share premium	Treasury shares	Other reserves	Fair value reserve	Retained earnings	Merger reserve	Non-controlling interest	
Balance as at 31 December 2018	1,907	1,570	(76)	1,399	82	12,368	(1,214)	1,034	17,070
Other comprehensive income									
Net change in fair value on equity instrument	-	-	-	-	23	-	-	6	29
Related tax	-	-	-	-	(4)	-	-	(1)	(5)
Net change in fair value on debt instrument	-	-	-	-	19	-	-	11	30
Net amount transferred to the income statement	-	-	-	-	(28)	-	-	(2)	(30)
Foreign exchange differences on translation of foreign operations	-	-	-	3	-	-	-	4	7
Total other comprehensive income	-	-	-	3	10	-	-	18	31
Profit for the year	-	-	-	-	-	1,652	-	86	1,738
Total comprehensive income for the year	-	-	-	3	10	1,652	-	104	1,769
Dividends paid	-	-	-	-	-	(1,380)	-	(37)	(1,417)
Other movements	-	-	-	(5)	-	3	-	2	-
Transactions with owners, recorded directly in equity	-	-	-	(5)	-	(1,377)	-	(35)	(1,417)
Balance as at 31 December 2019	1,907	1,570	(76)	1,397	92	12,643	(1,214)	1,103	17,422

The accompanying accounting policies and notes on pages 81 to 228 are an integral part of these financial statements.

PRIVREDNA BANKA ZAGREB d.d.

Statement of changes in equity (continued)

Bank	(in HRK million)						Total
	Share capital	Share premium	Treasury shares	Other reserves	Fair value reserve	Retained earnings	
Balance as at 31 December 2019	1,907	1,570	(76)	367	69	10,824	14,661
Other comprehensive income							
Net change in fair value on equity instrument	-	-	-	-	5	-	5
Related tax	-	-	-	-	(1)	-	(1)
Net change in fair value on debt instrument	-	-	-	-	(11)	-	(11)
Net amount transferred to the income statement	-	-	-	-	(6)	-	(6)
Related tax	-	-	-	-	3	-	3
Revaluation of land and buildings	-	-	-	83	-	-	83
Deferred tax on tangible assets	-	-	-	(14)	-	-	(14)
Total other comprehensive income	-	-	-	69	(10)	-	59
Profit for the year	-	-	-	-	-	817	817
Total comprehensive income for the year	-	-	-	69	(10)	817	876
Sale of treasury shares	-	-	4	(1)	-	-	3
Stock-based payment	-	-	4	(1)	-	-	3
Other movements	-	-	-	-	(36)	44	8
Transactions with owners, recorded directly in equity	-	-	8	(2)	(36)	44	14
Balance as at 31 December 2020	1,907	1,570	(68)	434	23	11,685	15,551
Balance as at 31 December 2018	1,907	1,570	(76)	372	59	10,319	14,151
Other comprehensive income							
Net change in fair value on equity instrument	-	-	-	-	17	-	17
Related tax	-	-	-	-	(3)	-	(3)
Net change in fair value on debt instrument	-	-	-	-	13	-	13
Net amount transferred to the income statement	-	-	-	-	(18)	-	(18)
Related tax	-	-	-	-	1	-	1
Total other comprehensive income	-	-	-	-	10	-	10
Profit for the year	-	-	-	-	-	1,880	1,880
Total comprehensive income for the year	-	-	-	-	10	1,880	1,890
Dividends paid	-	-	-	-	-	(1,380)	(1,380)
Other movements	-	-	-	(5)	-	5	-
Transactions with owners, recorded directly in equity	-	-	-	(5)	-	(1,375)	(1,380)
Balance as at 31 December 2019	1,907	1,570	(76)	367	69	10,824	14,661

The accompanying accounting policies and notes on pages 81 to 228 are an integral part of these financial statements.

PRIVREDNA BANKA ZAGREB d.d.

Notes to the financial statements

1 Reporting entity

Privredna banka Zagreb d.d. (“the Bank”) is a joint stock company incorporated and domiciled in the Republic of Croatia. The registered office is at Radnička cesta 50, Zagreb. The Bank has been assigned a personal identification number (OIB) 02535697732, and it is registered in the Court Register under registration number 89992917. The Bank is the parent of the Privredna banka Zagreb Group (“the Group”), which has operations in the Republic of Croatia, Bosnia and Herzegovina and Republic of Slovenia. The Group provides a full range of retail and corporate banking services, as well as treasury, investment banking, asset management and leasing services.

These financial statements comprise both the separate and the consolidated financial statements of the Bank as defined in International Accounting Standard 27 *Separate Financial Statements* and International Financial Reporting Standard 10 *Consolidated Financial Statements*.

A summary of the Group’s principal accounting policies is set out below.

2 Basis of preparation

a) Basis of accounting

These separate and consolidated financial statements have been prepared in accordance with International Financial Reporting Standards as adopted by European Union (“EU IFRS”).

These separate and consolidated financial statements were authorised for issue by the Management Board on 4 March 2021 for approval by the Supervisory Board.

b) Basis of measurement

The separate and consolidated financial statements are prepared on the fair value basis for financial assets and liabilities at fair value through profit or loss, financial assets measured at fair value through other comprehensive income and investment property. Owner-occupied property is measured according to revaluation method. Other financial assets and liabilities, and non-financial assets and liabilities, are stated at amortised or historical cost.

c) Functional and presentation currency

The separate and consolidated financial statements are presented in Croatian kuna (“HRK”) which is presentation currency of the Bank and the Group. Amounts are rounded to the nearest million, unless otherwise stated.

The exchange rates used for translation at 31 December 2020 amounted to EUR 1 = HRK 7.537, CHF 1 = HRK 6.948, USD 1 = HRK 6.139 and BAM 1 = HRK 3.854 (31 December 2019: EUR 1 = HRK 7.443, CHF 1 = HRK 6.839, USD 1 = HRK 6.65 and BAM 1 = HRK 3.805).

During 2020 and 2019 BAM (official currency of Bosnia and Herzegovina) was pegged with Euro at 1 EUR = 1.9558 BAM.

d) Use of estimates and judgements

The preparation of financial statements in conformity with IFRS as adopted by EU requires management to make judgments, estimates and assumptions that affect the application of accounting policies and reported amounts of assets, liabilities and disclosure of commitments and contingencies at the reporting date, as well as amounts of income and expense for the period and other comprehensive income. Actual results may differ from these estimates.

The estimates and underlying assumptions are reviewed on an ongoing basis. Revisions to accounting estimates are recognised in the period in which the estimate is revised if the revision affects only that period or in the period of revision and future periods if the revision affects both current and future periods.

Information about judgments made by management in the application of accounting policies that have a significant effect on the financial statements and information about estimates with a significant risk of resulting in a material adjustment in the next financial year are included in Note 5.

PRIVREDNA BANKA ZAGREB d.d.

Notes to the financial statements (continued)

3 Changes in accounting policies

New standards effective from 1 January 2020 do not have a material effect on the Group's financial statements.

4 Significant accounting policies

a) Basis of consolidation

i) Business combinations

Business combinations are accounted for using the acquisition method as at the acquisition date, which is the date on which control is transferred to the Group. The Group controls an entity if it is exposed to, or has rights to, variable returns from its involvement with the entity and has the ability to affect those returns through its power over the entity. In reassessing its control conclusion, the Group has taken into consideration the structured entities and entities with receivables in default for which it reassessed whether the key decisions are made by the Group and whether the Group is exposed to variability of returns from those entities. Business combinations under common control are accounted for based on carrying values, with any effects directly recognised in equity.

Acquisitions on or after 1 January 2010

The Group measures goodwill at the acquisition date as:

- the fair value of the consideration transferred; plus
- the recognised amount of any non-controlling interests in the acquiree; plus
- if the business combination is achieved in stages, the fair value of the pre-existing equity interest in the acquiree; less
- the net recognised amount (generally fair value) of the identifiable assets acquired and liabilities assumed.

When the total is negative, a bargain purchase gain is recognised immediately in profit or loss.

The consideration transferred does not include amounts related to the settlement of pre-existing relationships. Such amounts are generally recognised in profit or loss.

Transaction costs related to the acquisition, other than those associated with the issue of debt or equity securities, that the Group incurs in connection with a business combination are expensed as incurred.

Any contingent consideration payable is recognised at fair value at the acquisition date. If the contingent consideration is classified as equity, it is not remeasured and settlement is accounted for within equity. Otherwise, subsequent changes to the fair value of the contingent consideration are recognised in the income statement.

Acquisitions prior to 1 January 2010

For acquisitions prior to 1 January 2010, goodwill represents the excess of the cost of the acquisition over the Group's interest in the recognised amount (generally fair value) of the identifiable assets, liabilities and contingent liabilities of the acquiree. When the excess was negative, a bargain purchase gain was recognised immediately in the income statement. Transaction costs, other than those associated with the issue of debt or equity securities, that the Group incurred in connection with business combinations were capitalised as part of the cost of the acquisitions.

ii) Non-controlling interests

Non-controlling interests in the net assets (excluding goodwill) of the consolidated subsidiaries are identified separately from the Group's equity therein. For each business combination, the Group elects to measure any non-controlling interests in the acquiree either at fair value or at their proportionate share of the acquiree's identifiable net assets, which are generally at fair value.

Changes in the Group's interest in a subsidiary that do not result in a loss of control are accounted for as equity transactions.

PRIVREDNA BANKA ZAGREB d.d.

Notes to the financial statements (continued)

4 Significant accounting policies (continued)

a) Basis of consolidation (continued)

iii) Subsidiaries

Financial statements are prepared for the Bank and the Group, Financial statements of the Group include consolidated financial statements of the Bank and its entities under control (subsidiaries). In the Bank's separate financial statements, investments in subsidiaries are accounted for at cost less impairment.

Subsidiaries are consolidated from the date on which effective control is transferred to the Group and are no longer consolidated from the date of disposal. The Group controls an entity if it is exposed to, or has rights to, variable returns from the involvement with the entity and has the ability to alter those returns throughout its power over the entity. All intercompany transactions, balances and unrealised surpluses and deficits on transactions between group companies have been eliminated in preparing the consolidated financial statements. Where necessary, the accounting policies used by subsidiaries have been changed to ensure consistency with the policies adopted by the Group. Losses applicable to the non-controlling interests in a subsidiary are allocated to the non-controlling interests even if doing so causes the non-controlling interests to have a deficit balance.

iv) Associates

Associates are entities over which the Group has significant influence but no control. Investments in associates are accounted for using the equity method of accounting in the consolidated financial statements and are initially recognised at cost. The Group's investments in associates include goodwill (net of any accumulated impairment loss) identified on acquisition. In the Bank's separate financial statements investments in associates are accounted at cost less impairment.

The Group's share of its associates' post-acquisition gains or losses is recognised in the income statement and its share of their post-acquisition movements in reserves is recognised in reserves. The cumulative post-acquisition movements are adjusted against the carrying amount of the investment. When the Group's share of losses in an associate equals or exceeds its interest in the associate, including any other unsecured receivables, the Group does not recognise any further losses, unless it has incurred obligations or made payments on behalf of the associate.

Dividends received from associates are treated as a decrease of investment in the associate in the Group's consolidated statement of financial position and as dividend income in the Bank's unconsolidated income statement.

Unrealised gains on transactions between the Group and its associates are eliminated to the extent of the Group's interest in the associate. Unrealised losses are also eliminated unless the transaction provides evidence of impairment of the assets transferred. The accounting policies of associates have been changed where necessary to ensure consistency with the policies adopted by the Group.

v) Acquisition of entities under common control

Business combinations arising from transfers of interests in entities that are under the control of the shareholder that ultimately controls the Group are accounted for using book value accounting at the date of acquisition. The assets and liabilities acquired are recognised at the carrying amounts recognised previously in the financial statements of the acquired entities. The components of equity of the acquired entities are added to the same components within Group equity except for issued capital. In the consolidated financial statements the excess of consideration paid over the carrying value of share capital at the time of combination is treated as a merger reserve in equity.

Consolidated financial statements reflect the results of combining entities for all periods presented for which the entities were under the transferor's common control, irrespective of when the combination takes place.

vi) Loss of control

Upon the loss of control, the Group derecognises the assets and liabilities of the subsidiary, any non-controlling interest and other components of equity related to the subsidiary. Any surplus or deficit arising on the loss of control is recognised in the income statement. If the Group retains any interest in the previous subsidiary, then such interest is measured at fair value at the date that control is lost. Subsequently it is accounted for as an equity-accounted investee or in accordance with the Group's accounting policy for financial instruments (refer to accounting policy in Note 4 l) Financial instruments) depending on the level of influence retained.

PRIVREDNA BANKA ZAGREB d.d.

Notes to the financial statements (continued)

4 Significant accounting policies (continued)

a) Basis of consolidation (continued)

vii) Transactions eliminated on consolidation

Intra-group balances, and income and expenses (except for foreign currency transaction gains or losses) arising from intra-group transactions, are eliminated in preparing the consolidated financial statements. Unrealised losses are eliminated in the same way as unrealised gains, but only to the extent that there is no evidence of impairment.

viii) Fund management

The Group manages and administers assets held in mutual funds on behalf of investors. The financial statements of these entities are not included in these consolidated financial statements except when the Group controls the entity (during the reporting period). Information about the Group's fund management activities is set out in Note 41.

b) Foreign currency

i) Foreign currency translation

Transactions in foreign currencies are translated into the respective functional currencies of the operations at the spot exchange rates at the dates of the transactions. Monetary assets and liabilities denominated in foreign currencies at the reporting date are translated into the functional currency at the mid-market exchange rate of the Croatian National Bank. Non-monetary assets and liabilities denominated in foreign currencies that are measured at fair value are retranslated into the functional currency at the spot exchange rate at the date on which the fair value was determined.

Non-monetary assets and liabilities that are measured in terms of historical cost in a foreign currency are translated using the exchange rate at the date of the transaction. Foreign currency differences arising on translation are recognised in the income statement, except for differences arising on the translation of equity investments in respect of which an election has been made to present subsequent changes in fair value in OCI, which are recognised in other comprehensive income.

Changes in the fair value of debt securities denominated in foreign currency classified as financial instruments measured at FVOCI are analysed between translation differences resulting from changes in the amortised cost of the security and other changes in the carrying amount of the security. Translation differences on financial instruments measured at FVOCI are recognised in profit or loss, and other changes in carrying amount are recognised in other comprehensive income. Translation differences on non-monetary securities denominated in foreign currency classified as financial instruments measured at FVOCI are recognised directly in other comprehensive income along with other changes, net of deferred tax. The Group does not have qualifying cash flow hedges and qualifying net investment hedges as defined in International Accounting Standard 39 *Financial Instruments: Measurement and Recognition* ("IAS 39") and International Financial Reporting Standard 9 *Financial Instruments* ("IFRS 9").

ii) Foreign operations

The assets and liabilities of foreign operations, including goodwill and fair value adjustments arising on acquisition, are translated into euro at the exchange rates at the reporting date. The income and expenses of foreign operations are translated into euro at the exchange rates at the dates of the transactions.

Foreign currency differences are recognized in other comprehensive income and accumulated in the translation reserve, except to the extent that the translation difference is allocated to non-controlling interest.

When a foreign operation is disposed of in its entirety or partially such that control, significant influence or joint control is lost, the cumulative amount in the translation reserve related to that foreign operation is reclassified to profit or loss as part of the gain or loss on disposal. If the Group disposes of part of its interest in a subsidiary but retains control, then the relevant proportion of the cumulative amount is reattributed to non-controlling interest. When the Group disposes of only part of an associate or joint venture while retaining significant influence or joint control, the relevant proportion of the cumulative amount is reclassified to profit or loss.

PRIVREDNA BANKA ZAGREB d.d.

Notes to the financial statements (continued)

4 Significant accounting policies (continued)

c) Interest income and expense

Interest income and expense are recognised in profit or loss using the effective interest method. The “effective interest rate” is the rate that exactly discounts estimated future cash payments or receipts through the expected life of the financial instrument to:

- the gross carrying amount of the financial asset; or
- the amortised cost of the financial liability,

When calculating the effective interest rate for financial instruments other than purchased or originated credit-impaired assets, the Group estimates future cash flows considering all contractual terms of the financial instrument, but not ECL. For purchased or originated credit-impaired financial assets, a credit-adjusted effective interest rate is calculated using estimated future cash flows including ECL.

The calculation of the effective interest rate includes transaction costs and fees and points paid or received that are an integral part of the effective interest rate. Transaction costs include incremental costs that are directly attributable to the acquisition or issue of a financial asset or financial liability.

The ‘amortised cost’ of a financial asset or financial liability is the amount at which the financial asset or financial liability is measured on initial recognition minus the principal repayments, plus or minus the cumulative amortisation using the effective interest method of any difference between that initial amount and the maturity amount and, for financial assets, adjusted for any expected credit loss allowance.

The ‘gross carrying amount of a financial asset’ is the amortised cost of a financial asset before adjusting for any expected credit loss allowance.

The effective interest rate of a financial asset or financial liability is calculated on initial recognition of a financial asset or a financial liability. In calculating interest income and expense, the effective interest rate is applied to the gross carrying amount of the asset (when the asset is not credit-impaired) or to the amortised cost of the liability. The effective interest rate is revised as a result of periodic re-estimation of cash flows of floating rate instruments to reflect movements in market rates of interest. The effective interest rate is also revised for fair value hedge adjustments at the date amortisation of the hedge adjustment begins.

However, for financial assets that have become credit-impaired subsequent to initial recognition, interest income is calculated by applying the effective interest rate to the amortised cost of the financial asset. If the asset is no longer credit-impaired, then the calculation of interest income reverts to the gross basis.

For financial assets that were credit-impaired on initial recognition, interest income is calculated by applying the credit-adjusted effective interest rate to the amortised cost of the asset. The calculation of interest income does not revert to a gross basis, even if the credit risk of the asset improves.

For information on when financial assets are credit-impaired, see I (xi).

Interest income calculated using the effective interest method presented in the statement of profit or loss and OCI includes:

- interest on financial assets and financial liabilities measured at amortised cost;
- interest on debt instruments measured at FVOCI; and
- the effective portion of fair value changes in qualifying hedging derivatives designated in fair value hedges of interest rate risk.

PRIVREDNA BANKA ZAGREB d.d.

Notes to the financial statements (continued)

4 Significant accounting policies (continued)

c) Interest income and expense (continued)

Interest expense presented in the statement of profit or loss and OCI includes financial liabilities measured at amortised cost and interest expense on lease liabilities.

d) Fee and commission income and expense

Loan commitment fees for loans and advances that are likely to be drawn down are deferred and recognised as an adjustment to the effective interest rate on the loan. Commitment fees in relation to facilities that are not likely to be drawn down are recognised over the term of the commitment. Fee and commission income and expense mainly comprise fees and commissions related to domestic and foreign payments, the issue of guarantees and letters of credit, credit card business and asset management, and are recognised in the income statement upon performance of the relevant service, unless they have been included in the effective interest calculation.

Loan syndication fees are recognised as revenue when the syndication has been completed and the Group has retained no part for itself or has retained a part at the same effective interest rate as the other participants. Portfolio and other management advisory and service fees are recognised based on the applicable service contracts. Asset management fees related to investment fund management are recognised on an accrual basis over the period in which the service is provided. The same principle is applied for custody services that are continuously provided over an extended period of time.

e) Net trading income and net gains and losses on translation of monetary assets and liabilities

Net trading income and net gains and losses on translation of monetary assets and liabilities include spreads earned from foreign exchange spot trading, trading income from forward and swap contracts, realised and unrealised gains on securities at fair value through profit or loss and net gains and losses from the translation of monetary assets and liabilities denominated in foreign currency and non-trading assets mandatorily measured at FVTPL.

f) Other operating income

Other operating income includes net gains on disposal of securities classified as financial instruments measured at FVOCI, net gains on disposal of property and equipment, rental income from investment property and assets under operating lease and other income.

Rental income from operating leases is recognised on a straight-line basis over the term of the relevant lease. Initial direct costs incurred in negotiating and arranging an operating lease are added to the carrying amount of the leased assets and recognised on a straight-line basis over the lease term.

PRIVREDNA BANKA ZAGREB d.d.

Notes to the financial statements (continued)**4 Significant accounting policies (continued)****g) Employee benefits**

Employee entitlements to annual leave are recognised when they accrue. A provision is made for the estimated liability for annual leave as a result of services rendered by employees up to the reporting date.

i) Personnel social contributions

According to local legislation, the Group is obliged to pay contributions to the Pension Fund and the State Health Care Fund. This obligation relates to full-time employees and provides for paying contributions in the amount of certain percentages determined on the basis of gross salary which are in the Republic of Croatia as follows:

	2020	2019
Contributions to the Pension Fund	20.00%	20.00%
Contributions to the State Health Care Fund	16.50%	16.50%
Contributions to the Unemployment Fund	-	-
Injuries at work	-	-

The Group is also obliged to withhold contributions from the gross salary on behalf of the employee for the same funds. The Group has no further payment obligations once the contributions have been paid. The contributions are recognised as employee benefits in the income statement as they accrue.

ii) Termination benefits

Termination benefits are recognised as an expense when the Group is committed demonstrably, without realistic possibility of withdrawal, to a formal detailed plan either to terminate employment before the normal retirement date, or to provide termination benefits as a result of an offer made to encourage voluntary redundancy. Termination benefits for voluntary redundancies are recognised if the Group has made an offer of voluntary redundancy, it is probable that the offer will be accepted, and the number of acceptances can be estimated reliably. If benefits are payable more than 12 months after the reporting date, then they are discounted to their present value.

iii) Short-term employee benefits

Short-term employee benefit obligations are measured on an undiscounted basis and are expensed as the related service is provided. A liability is recognised for the amount expected to be paid under short-term cash bonus or profit-sharing plans if the Group has a present legal or constructive obligation to pay this amount as a result of past service provided by the employee and the obligation can be estimated reliably.

iv) Share-based payment transactions

The Group has a share-based payment agreement which entitle the key employees to receive the cash payment, based on the price of the equity instrument (cash-settled transactions). The liability is initially measured by reference to the fair value of equity instruments at the grant date and re-measured until settlement. The fair value is determined as the market value of shares. The cost of cash-settled transactions is recognised over the period in which the performance and/or service conditions are fulfilled.

v) Retirement benefit obligation

Valuations of these obligations are carried out by independent qualified actuaries, by using the book reserve method.

The Group's obligation for the current service cost of providing pension benefits and the increment in the present value of the defined benefit obligation due to the approaching beginning of the defined benefit liability (interest cost) was assessed. The increase in the benefit scheme liabilities in excess of the above two assessments is recognised as the actuarial gain or loss. The defined benefit scheme liabilities are measured on an actuarial basis using the projected unit credit method, which measures actuarial liabilities in accordance with the expected wage/salary increase from the valuation date until the foreseen retirement of the employed person.

PRIVREDNA BANKA ZAGREB d.d.

Notes to the financial statements (continued)

4 Significant accounting policies (continued)

h) Direct acquisition costs related to housing savings

Direct acquisition expenses related to housing savings contracts are deferred, to the extent that they are estimated to be recoverable, and amortised to the income statement on a straight-line basis over the life of the related contracts.

i) Dividend income

Dividend income on equity securities is credited to the income statement when the right to receive the dividend is established except for dividend income from associates which is on consolidation credited to the carrying values of investments in associates in the Group's statement of financial position.

j) Income tax

The income tax expense comprises current and deferred tax. Income tax is recognised in the income statement except to the extent that it relates to items recognised directly in other comprehensive income, in which case it is recognised in other comprehensive income.

i) Current income tax

Current tax is the expected tax payable on the taxable income for the year, using the tax rates enacted or substantially enacted at the reporting date, and any adjustments to tax payable in respect of previous years. The amount of current tax payable or receivable is the best estimate of the tax amount expected to be paid or received that reflects uncertainties related to income taxes, if any.

ii) Deferred income tax

Deferred taxes are calculated by using the balance sheet liability method. Deferred income taxes reflect the net tax effects of temporary differences between the carrying amounts of assets and liabilities for financial reporting purposes and the amounts used for taxation. The measurement of deferred tax assets and liabilities reflects the tax consequences that would follow from the manner in which the enterprise expects, at the reporting date, to recover or settle the carrying amount of its assets and liabilities, based on tax rates enacted or substantially enacted at the reporting date.

Deferred tax assets and liabilities are offset if there is a legally enforceable right to offset current tax liabilities and assets, and they relate to taxes levied by the same tax authority on the same taxable entity, or on different tax entities, but they intend to settle current tax liabilities and assets on a net basis or their tax assets and liabilities will be realised simultaneously.

Deferred tax assets and liabilities are not discounted and are classified as non-current and/or long-term assets in the statement of financial position. Deferred tax assets are recognised only to the extent that it is probable that sufficient taxable profits will be available against which the deferred tax assets can be utilised. At each reporting date, the Group reassesses unrecognised potential deferred tax assets and the carrying amount of recognised deferred tax assets.

Additional income taxes that arise from the distribution of dividends are recognised at the same time as the liability to pay the related dividend.

k) Cash and cash equivalents

For the purposes of the statement of cash flows, cash and cash equivalents comprise balances with original maturity of less than 90 days, including cash and current accounts with banks and loans and advances to banks up to 90 days.

l) Financial instruments

i) Recognition

The Group initially recognises loans and advances and other financial liabilities on the date at which they are originated, i.e. advanced to borrowers or received from lenders.

Regular way transactions with financial instruments are recognised at the date when they are transferred (settlement date). Under settlement date accounting, while the underlying asset or liability is not recognised until the settlement date, changes in fair value of the underlying asset or liability are recognised starting from the trade date. All other financial assets and liabilities (derivatives) are recognised on the trade date at which the Group becomes a party to the contractual provisions of the instrument.

PRIVREDNA BANKA ZAGREB d.d.

Notes to the financial statements (continued)

4 Significant accounting policies (continued)

1) Financial instruments (continued)

ii) Classification

On initial recognition, a financial asset is classified as measured at: amortised cost, FVOCI or FVTPL.

A financial asset is measured at amortised cost if it meets both of the following conditions and is not designated as at FVTPL:

- the asset is held within a business model whose objective is to hold assets to collect contractual cash flows; and
- the contractual terms of the financial asset give rise on specified dates to cash flows that are SPPI.

A debt instrument is measured at FVOCI only if it meets both of the following conditions and is not designated as at FVTPL:

- the asset is held within a business model whose objective is achieved by both collecting contractual cash flows and selling financial assets; and
- the contractual terms of the financial asset give rise on specified dates to cash flows that are SPPI.

On initial recognition of an equity investment that is not held for trading, the Group may irrevocably elect to present subsequent changes in fair value in OCI. This election is made on an investment-by-investment basis.

All other financial assets are classified as measured at FVTPL.

In addition, on initial recognition, the Group may irrevocably designate a financial asset that otherwise meets the requirements to be measured at amortised cost or at FVOCI as at FVTPL if doing so eliminates or significantly reduces an accounting mismatch that would otherwise arise.

Business model assessment

The Group makes an assessment of the objective of a business model in which an asset is held at a portfolio level because this best reflects the way the business is managed and information is provided to management. The information considered includes:

- the stated policies and objectives for the portfolio and the operation of those policies in practice.
- how the performance of the portfolio is evaluated and reported to the Group's management;
- the risks that affect the performance of the business model (and the financial assets held within that business model) and its strategy for how those risks are managed; and
- the frequency, volume and timing of sales in prior periods, the reasons for such sales and its expectations about future sales activity.

Financial assets that are held for trading or managed and whose performance is evaluated on a fair value basis are measured at FVTPL because they are neither held to collect contractual cash flows nor held both to collect contractual cash flows and to sell financial assets.

PRIVREDNA BANKA ZAGREB d.d.

Notes to the financial statements (continued)

4 Significant accounting policies (continued)

1) Financial instruments (continued)

ii) Classification (continued)

Assessment of whether contractual cash flows are solely payments of principal and interest

For the purposes of this assessment, 'principal' is defined as the fair value of the financial asset on initial recognition. 'Interest' is defined as consideration for the time value of money and for the credit risk associated with the principal amount outstanding during a particular period of time and for other basic lending risks and costs (e.g. liquidity risk and administrative costs), as well as profit margin.

In assessing whether the contractual cash flows are SPPI, the Group considers the contractual terms of the instrument. This includes assessing whether the financial asset contains a contractual term that could change the timing or amount of contractual cash flows such that it would not meet this condition. In making the assessment, the Group considers a:

- contingent events that would change the amount and timing of cash flows;
- prepayment and extension terms; and
- features that modify consideration of the time value of money (e.g. periodical reset of interest rates).

Loans and advances

'Loans and advances' captions in the statement of financial position include loans and advances measured at amortised cost; they are initially measured at fair value plus incremental direct transaction costs, and subsequently at their amortised cost using the effective interest method;

- loans and advances mandatorily measured at FVTPL or designated as at FVTPL; these are measured at fair value with changes recognised immediately in profit or loss; and
- finance lease receivables.

When the Group purchases a financial asset and simultaneously enters into an agreement to resell the asset (or a substantially similar asset) at a fixed price on a future date (reverse repo or stock borrowing), the arrangement is accounted for as a loan or advance, and the underlying asset is not recognised in the Group's financial statements.

Investment securities

The 'investment securities' caption in the statement of financial position includes:

- debt investment securities measured at amortised cost; these are initially measured at fair value plus incremental direct transaction costs, and subsequently at their amortised cost using the effective interest method;
- debt and equity investment securities mandatorily measured at FVTPL or designated as at FVTPL; these are at fair value with changes recognised immediately in profit or loss;
- debt securities measured at FVOCI; and
- equity investment securities designated as at FVOCI

For debt securities measured at FVOCI, gains and losses are recognised in OCI, except for the following, which are recognised in profit or loss in the same manner as for financial assets measured at amortised cost:

- interest revenue using the effective interest method;
- ECL and reversals; and
- foreign exchange gains and losses.

PRIVREDNA BANKA ZAGREB d.d.

Notes to the financial statements (continued)

4 Significant accounting policies (continued)

1) Financial instruments (continued)

ii) Classification (continued)

When debt security measured at FVOCI is derecognised, the cumulative gain or loss previously recognised in OCI is reclassified from equity to profit or loss.

The Group elects to present in OCI changes in the fair value of certain investments in equity instruments that are not held for trading. The election is made on an instrument-by-instrument basis on initial recognition and is irrevocable.

Gains and losses on such equity instruments are never reclassified to profit or loss and no impairment is recognised in profit or loss. Dividends are recognised in profit or loss unless they clearly represent a recovery of part of the cost of the investment, in which case they are recognised in OCI. Cumulative gains and losses recognised in OCI are transferred to retained earnings on disposal of an investment.

iii) Derecognition

The Group derecognises a financial asset when the contractual rights to the cash flows from the financial asset expire, or when it transfers the financial asset in a transaction in which substantially all the risks and rewards of ownership of the financial asset are transferred or in which the Group neither transfers nor retains substantially all the risks and rewards of ownership and it does not retain control of the financial asset. Any interest in transferred financial assets, that qualify for derecognition that is created or retained by the Group is recognised as a separate asset or liability in the statement of financial position. On derecognition of a financial asset, the difference between the carrying amount of the asset (or the carrying amount allocated to the portion of the asset transferred) and consideration received (including any new asset obtained less any new liability assumed) is recognised in the income statement. In addition, any cumulative gain or loss that had been recognised in other comprehensive income is also recognised in the income statement.

Any cumulative gain/loss recognised in OCI in respect of equity investment securities designated as at FVOCI is not recognised in profit or loss on derecognition of such securities, as explained in ii). Any interest in transferred financial assets that qualify for derecognition that is created or retained by the Group is recognised as a separate asset or liability.

In transactions in which the Group neither retains nor transfers substantially all the risks and rewards of ownership of a financial asset and it retains control over the asset, the Group continues to recognise the asset to the extent of its continuing involvement, determined by the extent to which it is exposed to changes in the value of the transferred asset. If transfer does not result in derecognition because the Group retained all or substantially all risks and rewards of ownership, the assets are not derecognised and liabilities secured with collateral are recognised in the amount of consideration received.

The Group derecognises a financial liability when its contractual obligations are discharged or cancelled or expire. If the terms of a financial liability are significantly modified, the Group will cease recognising that liability and will instantaneously recognise a new financial liability, with new terms and conditions.

Realised gains and losses from the disposal of financial instruments are calculated using the weighted average cost method.

PRIVREDNA BANKA ZAGREB d.d.

Notes to the financial statements (continued)

4 Significant accounting policies (continued)

1) Financial instruments (continued)

iv) Modifications of financial assets and liabilities

If the terms of a financial asset are modified, then the Group evaluates whether the cash flows of the modified asset are substantially different.

If the cash flows are substantially different, then the contractual rights to cash flows from the original financial asset are deemed to have expired. In this case, the original financial asset is derecognised (see (iii)) and a new financial asset is recognised at fair value plus any eligible transaction costs. Any fees received as part of the modification are accounted for as follows:

- fees that are considered in determining the fair value of the new asset and fees that represent reimbursement of eligible transaction costs are included in the initial measurement of the asset; and
- other fees are included in profit or loss as part of the gain or loss on derecognition.

If cash flows are modified when the borrower is in financial difficulties, then the objective of the modification is usually to maximise recovery of the original contractual terms rather than to originate a new asset with substantially different terms. If the Group plans to modify a financial asset in a way that would result in forgiveness of cash flows, then it first considers whether a portion of the asset should be written off before the modification takes place (see below for write-off policy). This approach impacts the result of the quantitative evaluation and means that the derecognition criteria are not usually met in such cases.

If the modification of a financial asset measured at amortised cost or FVOCI does not result in derecognition of the financial asset, then the Group first recalculates the gross carrying amount of the financial asset using the original effective interest rate of the asset and recognises the resulting adjustment as a modification gain or loss in profit or loss. For floating-rate financial assets, the original effective interest rate used to calculate the modification gain or loss is adjusted to reflect current market terms at the time of the modification.

Any costs or fees incurred and fees received as part of the modification adjust the gross carrying amount of the modified financial asset and are amortised over the remaining term of the modified financial asset.

If such a modification is carried out because of financial difficulties of the borrower (see (xi)), then the gain or loss is presented together with impairment losses. In other cases, it is presented as interest income calculated using the effective interest rate method (see (c)).

The Group derecognises a financial liability when its terms are modified and the cash flows of the modified liability are substantially different. In this case, a new financial liability based on the modified terms is recognised at fair value. The difference between the carrying amount of the financial liability derecognised and consideration paid is recognised in profit or loss. Consideration paid includes non-financial assets transferred, if any, and the assumption of liabilities, including the new modified financial liability.

If the modification of a financial liability is not accounted for as derecognition, then the amortised cost of the liability is recalculated by discounting the modified cash flows at the original effective interest rate and the resulting gain or loss is recognised in profit or loss. For floating-rate financial liabilities, the original effective interest rate used to calculate the modification gain or loss is adjusted to reflect current market terms at the time of the modification. Any costs and fees incurred are recognised as an adjustment to the carrying amount of the liability and amortised over the remaining term of the modified financial liability by re-computing the effective interest rate on the instrument.

PRIVREDNA BANKA ZAGREB d.d.

Notes to the financial statements (continued)

4 Significant accounting policies (continued)

1) Financial instruments (continued)

v) *Reclassification*

Financial assets are not reclassified subsequent to their initial recognition, except in the period after the Group changes its business model for managing financial assets.

vi) *Offsetting of financial instruments*

Financial assets and liabilities are offset and the net amount reported in the statement of financial position when there is a legally enforceable right to offset the recognised amounts and there is an intention to settle on a net basis, or realise the asset and settle the liability simultaneously.

Income and expenses are presented on a net basis only when permitted by the accounting regulations, or for gains and losses arising from a group of similar transactions such as in the Group's trading activity.

vii) *Initial and subsequent measurement*

When a financial asset or financial liability is recognised initially, the Group measures it at its fair value plus or minus, in the case of a financial asset or financial liability not at fair value through profit or loss, transaction costs which are directly attributable to the acquisition or issue of the financial asset or financial liability. Financial assets at fair value through profit or loss are initially recognised at fair value, and transaction costs are immediately charged to the income statement.

After initial recognition, the Group measures financial instruments at fair value through profit or loss and financial instruments measured at FVOCI at their fair value, without any deduction for selling costs.

Loans and receivables and other financial liabilities are measured at amortised cost (less any ECL for the assets) using the effective interest method.

viii) *Gains and losses*

Gains and losses arising from a change in the fair value of financial assets or financial liabilities at fair value through profit or loss as well as all related realised gains and losses arising upon a sale or other derecognition of such assets and liabilities are recognised in the income statement.

Gains and losses from a change in the fair value of financial instruments measured at FVOCI are recognised directly in a fair value reserve in other comprehensive income, net of deferred tax, and are disclosed in the statement of changes in equity. Loss allowances, foreign exchange gains and losses, interest income and amortisation of premium or discount using the effective interest method on financial instruments measured at FVOCI monetary assets are recognised in the income statement. Loss allowances on non-monetary financial instruments measured at FVOCI assets are also recognised in the income statement. Foreign exchange differences on non-monetary financial instruments measured at FVOCI are recognised in other comprehensive income, net of deferred tax. Dividend income is recognised in the income statement.

Gains and losses on financial instruments carried at amortised cost may also arise, and are recognised in the income statement, when a financial instrument is derecognised or when its value is impaired.

ix) *Amortised cost measurement*

The amortised cost of a financial asset or liability is the amount at which the financial asset or liability is measured at initial recognition, minus principal repayments, plus or minus the cumulative amortisation using the effective interest method of any difference between the initial amount recognised and the maturity amount, minus any reduction for impairment.

PRIVREDNA BANKA ZAGREB d.d.

Notes to the financial statements (continued)

4 Significant accounting policies (continued)

1) Financial instruments (continued)

x) Fair value measurement principles

Fair value is the price that would be received to sell an asset or paid to transfer a liability in an orderly transaction between market participants at the measurement date in the principal or, in its absence, the most advantageous market to which the Group has access at that date. The fair value of a liability reflects its non-performance risk.

When available, the Group measures the fair value of an instrument using the quoted price in an active market for the instrument. A market is regarded as active if transactions for the asset or liability take place with sufficient frequency and volume to provide pricing information on an ongoing basis.

If there is no quoted price in an active market, then the Group uses valuation techniques (except for certain unquoted equity securities). Valuation techniques include using recent arm's length transactions between knowledgeable, willing parties (if available), reference to the current fair value of other instruments that are substantially the same, discounted cash flow analyses and option pricing models. The chosen valuation technique makes maximum use of market inputs, relies as little as possible on estimates specific to the Group, incorporates all factors that market participants would consider in setting a price, and is consistent with accepted economic methodologies for pricing financial instruments. Inputs to valuation techniques reasonably represent market expectations and measures of the risk-return factors inherent in the financial instrument. The Group calibrates valuation techniques and tests them for validity using prices from observable current market transactions in the same instrument or based on other available observable market data.

Fair values reflect the credit risk of the instrument and include adjustments to take account of the credit risk of the Group entity and the counterparty where appropriate.

The fair values of quoted investments are based on current closing bid prices.

The fair value of non-exchange-traded derivatives is estimated at the amount that the Group would receive or pay to terminate the contract at the reporting date taking into account current market conditions and the current credit-worthiness of the counterparties.

PRIVREDNA BANKA ZAGREB d.d.

Notes to the financial statements (continued)

4 Significant accounting policies (continued)

1) Financial instruments (continued)

xi) Impairment of financial assets

The Group recognises loss allowances for ECL on the following financial instruments that are not measured at FVTPL:

- financial assets that are debt instruments;
- lease receivables;
- financial guarantee contracts issued; and
- loan commitments issued.

No impairment loss is recognised on equity investments and financial assets at FVTPL.

The Group measures loss allowances at an amount equal to lifetime ECL, except for the following, for which they are measured as 12-month ECL:

- debt investment securities that are determined to have low credit risk at the reporting date; and
- other financial instruments (other than lease receivables) on which credit risk has not increased significantly since their initial recognition.

Loss allowances for lease receivables are always measured at an amount equal to lifetime ECL.

12-month ECL are the portion of ECL that result from default events on a financial instrument that are possible within the 12 months after the reporting date. Financial instruments for which a 12-month ECL is recognised are referred to as 'Stage 1 financial instruments'.

Life-time ECL are the ECL that result from all possible default events over the expected life of the financial instrument. Financial instruments for which a lifetime ECL is recognised but which are not credit-impaired are referred to as 'Stage 2 financial instruments'.

Measurement of ECL

ECL are a probability-weighted estimate of credit losses. They are measured as follows:

- financial assets that are not credit-impaired at the reporting date: as the present value of all cash shortfalls (i.e. the difference between the cash flows due to the entity in accordance with the contract and the cash flows that the Group expects to receive);
- financial assets that are credit-impaired at the reporting date: as the difference between the gross carrying amount and the present value of estimated future cash flows;
- undrawn loan commitments: as the present value of the difference between the contractual cash flows that are due to the Group if the commitment is drawn down and the cash flows that the Group expects to receive; and
- financial guarantee contracts: the expected payments to reimburse the holder less any amounts that the Group expects to recover.

PRIVREDNA BANKA ZAGREB d.d.

Notes to the financial statements (continued)

4 Significant accounting policies (continued)

1) Financial instruments (continued)

xi) Impairment of financial assets (continued)

Restructured financial assets

If the terms of a financial asset are renegotiated or modified or an existing financial asset is replaced with a new one due to financial difficulties of the borrower, then an assessment is made of whether the financial asset should be derecognised and ECL are measured as follows:

- if the expected restructuring will not result in derecognition of the existing asset, then the expected cash flows arising from the modified financial asset are included in calculating the cash shortfalls from the existing asset.
- if the expected restructuring will result in derecognition of the existing asset, then the expected fair value of the new asset is treated as the final cash flow from the existing financial asset at the time of its derecognition. This amount is included in calculating the cash shortfalls from the existing financial asset that are discounted from the expected date of derecognition to the reporting date using the original effective interest rate of the existing financial asset.

Credit-impaired financial assets

At each reporting date, the Group assesses whether financial assets carried at amortised cost and debt financial assets carried at FVOCI, and finance lease receivables are credit-impaired (referred to as 'Stage 3 financial assets'). A financial asset is 'credit-impaired' when one or more events that have a detrimental impact on the estimated future cash flows of the financial asset have occurred.

Evidence that a financial asset is credit-impaired includes the following observable data:

- significant financial difficulty of the borrower or issuer;
- a breach of contract such as a default or past due event;
- the restructuring of a loan or advance by the Group on terms that the Group would not consider otherwise;
- it is becoming probable that the borrower will enter bankruptcy or other financial reorganisation.

A loan that has been renegotiated due to a deterioration in the borrower's condition is usually considered to be credit-impaired unless there is evidence that the risk of not receiving contractual cash flows has reduced significantly and there are no other indicators of impairment.

PRIVREDNA BANKA ZAGREB d.d.

Notes to the financial statements (continued)

4 Significant accounting policies (continued)

1) Financial instruments (continued)

xi) Impairment of financial assets (continued)

Presentation of allowance for ECL in the statement of financial position

Loss allowances for ECL are presented in the statement of financial position as follows:

- financial assets measured at amortised cost: as a deduction from the gross carrying amount of the assets;
- loan commitments and financial guarantee contracts: generally, as a provision,
- where a financial instrument includes both a drawn and an undrawn component, and the Group cannot identify the ECL on the loan commitment component separately from those on the drawn component: The Group presents a combined loss allowance for both components. The combined amount is presented as a deduction from the gross carrying amount of the drawn component.
- debt instruments measured at FVOCI: no loss allowance is recognised in the statement of financial position because the carrying amount of these assets is their fair value. However, the loss allowance is disclosed and is recognised in the fair value reserve.

Write-off

Loans and debt securities are written off (either partially or in full) when there is no reasonable expectation of recovering a financial asset in its entirety or a portion thereof. This is generally the case when the Group determines that the borrower does not have assets or sources of income that could generate sufficient cash flows to repay the amounts subject to the write-off. This assessment is carried out at the individual asset level.

Financial assets that are written off could still be subject to enforcement activities in order to comply with the Group's procedures for recovery of amounts due.

PRIVREDNA BANKA ZAGREB d.d.

Notes to the financial statements (continued)

4 Significant accounting policies (continued)

m) Derivative financial assets

All derivatives are measured at fair value in the statement of financial position. If a derivative is not held for trading, and is not designated in a qualifying hedging relationship, then all changes in its fair value are recognised immediately in profit or loss as a component of net income from other financial instruments at FVTPL.

Derivatives may be embedded in another contractual arrangement (a host contract), The Group accounts for an embedded derivative separately from the host contract when:

- the host contract is not an asset in the scope of IFRS 9;
- the host contract is not itself carried at FVTPL;
- the terms of the embedded derivative would meet the definition of a derivative if they were contained in a separate contract; and
- the economic characteristics and risks of the embedded derivative are not closely related to the economic characteristics and risks of the host contract.

Separated embedded derivatives are measured at fair value, with all changes in fair value recognised in profit or loss unless they form part of a qualifying cash flow or net investment hedging relationship. Separated embedded derivatives are presented in the statement of financial position together with the host contract.

n) Hedge accounting

The Group uses derivative financial instruments to manage its exposures to interest rate risk. Such derivative financial instruments are initially recognised at fair value on the date on which they are entered to and are subsequently re-measured at fair value. Derivatives are carried as financial assets when the fair value is positive and as financial liabilities when the fair value is negative.

For the purpose of hedge accounting, hedges could refer to:

- Fair value hedge – a hedge of exposure to changes in fair value of a recognised asset or liability or an unrecognised firm commitment;
- Cash flow hedge – a hedge of the exposure to variability in cash flows that is either attributable to a particular risk associated with a recognised asset or liability or a highly probable forecast transaction;
- Hedge of a net investment in a foreign currency.

PRIVREDNA BANKA ZAGREB d.d.

Notes to the financial statements (continued)

4 Significant accounting policies (continued)

n) Hedge accounting (continued)

At the inception of a hedge relationship, the Group formally designates and documents the hedge relationship to which the Group wishes to apply hedge accounting and the risk management objective and strategy for undertaking the hedge. The documentation includes identification of the hedging instrument, the hedged item or transaction, the nature of the risk being hedged and how the Group will assess the effectiveness of changes in the hedging instrument's fair value in offsetting the exposure to changes in the hedged item's fair value or cash flows attributable to the hedged risk. Such hedges are expected to be highly effective in achieving offsetting changes in fair value or cash flows and are tested regularly throughout their life to determine that they actually have been highly effective throughout the financial reporting periods for which they are designated.

The Group uses fair value hedge to cover exposure to changes in the fair value attributable to the different risk categories of assets and liabilities in the statement of financial position, or a portion of these or to cover portfolios of financial assets and liabilities.

o) Sale and repurchase agreements

The Group enters into purchases and sales of securities under agreements to resell or repurchase substantially identical securities at a certain date in the future at a fixed price. Investments purchased subject to such commitments to resell them at future dates are not recognised in the statement of financial position. The amounts paid are recognised as loans and advances to either banks or customers. The receivables are presented as collateralised by the underlying security. Securities sold under repurchase agreements continue to be recognised in the statement of financial position and are measured in accordance with the accounting policy for the relevant financial asset at amortised cost or at fair value as appropriate. The proceeds from the sale of the securities are reported as collateralised liabilities to either banks or customers.

The difference between the sale and repurchase consideration is recognised on an accrual basis over the period of the transaction and is included in interest income or expense.

p) Investments in subsidiaries and associates

Investments in subsidiaries and associates are accounted at cost less impairment in the separate financial statements of the Bank. Investments in subsidiaries are fully consolidated in the consolidated financial statements whilst investments in associates are accounted for under the equity method.

q) Interest-bearing borrowings and subordinated debt

Interest-bearing borrowings and subordinated debt are initially recognised at their fair value, less attributable transaction costs. Subsequent to initial recognition, these are stated at amortised cost with any difference between proceeds (net of transaction costs) and redemption value being recognised in the income statement over the period of the borrowings on an effective interest basis.

r) Current accounts and deposits from banks and customers

Current accounts and deposits are initially measured at fair value plus transaction costs, and subsequently stated at their amortised cost using the effective interest method.

PRIVREDNA BANKA ZAGREB d.d.

Notes to the financial statements (continued)

4 Significant accounting policies (continued)

s) Leases

At inception of a contract, the Group assesses whether a contract is, or contains, a lease. A contract is, or contains, a lease if the contract conveys the right to control the use of an identified asset for a period of time in exchange for consideration. To assess whether a contract conveys the right to control the use of an identified asset, the Group uses the definition of a lease in IFRS 16.

Group as a lessee

At commencement or on modification of a contract that contains a lease component, the Group allocates consideration in the contract to each lease component on the basis of its relative stand-alone price. However, for leases of branches and office premises the Group has elected not to separate non-lease components and accounts for the lease and non-lease components as a single lease component.

The Group recognises a right-of-use asset and a lease liability at the lease commencement date. The right-of-use asset is initially measured at cost, which comprises the initial amount of the lease liability adjusted for any lease payments made at or before the commencement date, plus any initial direct costs incurred and an estimate of costs to dismantle and remove any improvements made to branches or office premises.

The right-of-use asset is subsequently depreciated using the straight-line method from the commencement date to the end of the lease term. In addition, the right-of-use asset is periodically reduced by impairment losses, if any, and adjusted for certain remeasurements of the lease liability.

The lease liability is initially measured at the present value of the lease payments that are not paid at the commencement date.

With regard to the discount rate, based on the requirements of IFRS 16, the Group uses the implicit interest rate for each lease contract, when it is available. The implicit interest rate cannot always be readily determined without using estimates and assumptions. In these cases, the Group has developed a methodology for setting the incremental interest rate as an alternative to the implicit interest rate and has decided to adopt the Funds Transfer Pricing (FTP) method. This is based on an unsecured and amortising rate curve, which envisages lease payments for the lease contract that are typically constant over the lease term, rather than a single payment upon maturity. The FTP method takes into account the creditworthiness of the lessee, the term of the lease, the nature and quality of the collateral provided and the economic environment in which the transaction takes place and is therefore in line with the requirements of the standard.

Lease payments included in the measurement of the lease liability comprise the following:

- fixed payments, including in-substance fixed payments;
- variable lease payments that depend on an index or a rate, initially measured using the index or rate as at the commencement date;
- amounts expected to be payable under a residual value guarantee; and
- the exercise price under a purchase option that the Group is reasonably certain to exercise, lease payments in an optional renewal period if the Group is reasonably certain to exercise an extension option, and penalties for early termination of a lease unless the Group is reasonably certain not to terminate early.

The lease liability is measured at amortised cost using the effective interest method. It is remeasured when there is a change in future lease payments arising from a change in an index or rate, if there is a change in the Group's estimate of the amount expected to be payable under a residual value guarantee, if the Group changes its assessment of whether it will exercise a purchase, extension or termination option or if there is a revised in-substance fixed lease payment.

When the lease liability is remeasured in this way, a corresponding adjustment is made to the carrying amount of the right-of-use asset, or is recorded in profit or loss if the carrying amount of the right-of-use asset has been reduced to zero.

The Group presents right-of-use assets in 'property and equipment' and lease liabilities in 'interest bearing borrowings' in the statement of financial position.

PRIVREDNA BANKA ZAGREB d.d.

Notes to the financial statements (continued)

4 Significant accounting policies (continued)

s) Leases (continued)

Short term leases and leases of low-value assets

The Group has elected not to recognise right-of-use assets and lease liabilities for leases of low-value assets and short-term leases. The Group recognises the lease payments associated with these leases as an expense on a straight-line basis over the lease term.

Group as lessor

At inception or on modification of a contract that contains a lease component, the Group allocates the consideration in the contract to each lease component on the basis of their relative stand-alone selling prices.

When the Group acts as a lessor, it determines at lease inception whether the lease is a finance lease or an operating lease.

To classify each lease, the Group makes an overall assessment of whether the lease transfers substantially all of the risks and rewards incidental to ownership of the underlying asset. If this is the case, then the lease is a finance lease; if not, then it is an operating lease. As part of this assessment, the Group considers certain indicators such as whether the lease is for the major part of the economic life of the asset.

The Group applies the derecognition and impairment requirements in IFRS 9 to the net investment in the lease (see 1) (iii) and (xi)). The Group further regularly reviews estimated unguaranteed residual values used in calculating the gross investment in the lease.

PRIVREDNA BANKA ZAGREB d.d.

Notes to the financial statements (continued)

4 Significant accounting policies (continued)

t) Property and equipment

Property and equipment are stated at historical cost or deemed cost less accumulated depreciation and impairment losses, except for owner-occupied property which have been measured according to the revaluation method. The latter method requires that property, whose fair value can be measured reliably, to be recognized at a revalued amount, being its fair value at the date of revaluation less any subsequent accumulated depreciation and subsequent accumulated impairment losses. The fair value of land and buildings is measured on the basis of market benchmarks, in an appraisal that is normally prepared by professionally qualified appraisers. The frequency of revaluations depends upon the changes in fair value of items of property being revalued.

Historical cost includes its purchase price, including import duties and non-refundable purchase taxes and any directly attributable costs of bringing the asset to its working condition and location for its intended use.

Property and equipment are tangible items that are held for use in the provision of services, for rental or other administrative purposes.

Subsequent cost is included in the asset's carrying amount or is recognised as a separate asset as appropriate, only when it is probable that future economic benefits associated with the item will flow to the Group and the cost of the item can be measured reliably. All other repairs and maintenance are charged to the income statement during the period in which they have incurred.

Assets not yet brought into use are not depreciated until the relevant assets are completed and put into operational use and reclassified to the appropriate category of property and equipment.

Depreciation is provided on all assets except land and assets not yet brought into use on a straight-line basis at prescribed rates designed to write-off the cost over the estimated useful life of the asset. The estimated useful lives are as follows:

	2020	2019
Buildings	10 to 40 years	10 to 40 years
Office furniture	5 years	5 years
Computers	4 to 6 years	4 to 6 years
Motor vehicles	5 years	5 years
Equipment and other assets	2 to 10 years	2 to 10 years

The assets residual values, useful lives and depreciation methods are reviewed, and adjusted if appropriate, at each reporting date.

When an item of property is revalued, the carrying value of that asset is adjusted to the revalued amount so that the accumulated depreciation is eliminated against the gross carrying amount of the asset.

After initial recognition of property:

- if an asset's carrying amount is increased as a result of revaluation, the increase is recognized in Other comprehensive income and accumulated in equity under the revaluation reserve caption
- if the carrying amount is decreased as a result of revaluation, the decrease is recognized in Profit or loss
- if an asset's carrying amount is increased as a result of revaluation, the increase is recognized in Profit or loss to the extent that it reverses a revaluation decrease of the same property previously recognized in Profit or loss
- if the carrying amount is decreased as a result of revaluation, the decrease is recognized in Other comprehensive income to the extent of any credit balance existing in the revaluation reserve in respect of that asset.

PRIVREDNA BANKA ZAGREB d.d.

Notes to the financial statements (continued)

4 Significant accounting policies (continued)

t) Property and equipment (continued)

The carrying values of property and equipment are reviewed for impairment when events or changes in circumstances indicate that the carrying value may not be recoverable. An asset's carrying amount is written down immediately to its recoverable amount if the asset's carrying amount is greater than its estimated recoverable amount.

When the use of property changes from owner-occupied to rented, the property is reclassified to investment property.

When assets are sold or retired, their cost and accumulated depreciation are eliminated and any gain or loss resulting from their disposal is included in the income statement.

u) Intangible assets

Intangible assets

Intangible assets are measured initially at cost. Intangible assets are recognised if it is probable that the future economic benefits attributable to the asset will flow to the enterprise and the cost of the asset can be measured reliably.

Subsequently, intangible assets are measured at cost less accumulated amortisation and any accumulated impairment losses. Intangible assets are amortised on a straight line basis over their estimated useful lives. The estimated useful lives are as follows:

	2020	2019
Licence fees	6 years	6 years
Computer software	6 years	6 years

The useful lives, residual values and depreciation methods are reviewed, and adjusted if appropriate, at each reporting date.

Changes in the expected useful life or the expected pattern of consumption of future economic benefits embodied in the asset are accounted for by changing the amortisation period or method, as appropriate, and treated as changes in accounting estimates.

Goodwill

According to IFRS 3 "Business Combinations", any excess of the cost of the acquisition over the acquirer's interest in the fair value of the identifiable assets and liabilities acquired on the date of the acquisition is presented as goodwill and recognised as an asset. Following initial recognition, goodwill is measured at cost less any accumulated impairment losses.

Goodwill is reviewed for impairment at least annually or more frequently if events or changes in circumstances indicate that the carrying value may be impaired.

Impairment is determined by assessing the recoverable amount of the cash-generating unit (or the group of cash-generating units) to which the goodwill relates. Where the recoverable amount of the cash-generating unit is less than the carrying amount of the unit, the impairment loss is allocated first to reduce the carrying amount of any goodwill allocated to the unit and then pro-rata to the other assets of the unit on the basis of the carrying amount of each asset in the unit. An impairment loss recognised for goodwill is not reversed in a subsequent period.

Upon the legal merger of the Bank's former subsidiary, Međimurska banka, goodwill formerly arising on consolidation was transformed into purchased goodwill recognised in the Bank's separate statement of financial position. Goodwill on acquisition of subsidiaries and purchased goodwill is included in intangible assets. Goodwill on acquisition of associates is included within investments in associates.

PRIVREDNA BANKA ZAGREB d.d.

Notes to the financial statements (continued)

4 Significant accounting policies (continued)

v) Investment property

Investment property is property held by the Group to earn rentals or for capital appreciation or for both, but not for sale in the ordinary course of business or for administrative purposes.

Investment property is measured at its fair value.

Investment property is derecognised when either it has been disposed of or permanently withdrawn from use or no future economic benefits are expected from its disposal. Any gains or losses on the retirement or disposal of investment property are recognised in the income statement in the year of retirement or disposal.

w) Non-current assets and disposal groups classified as held for sale

The Group classifies a non-current asset as held for sale (or disposal groups comprising assets and liabilities) assets that are expected to be recovered primarily through sale rather than through continuing use. This condition is regarded as met only when the sale is highly probable and the asset (or disposal group) is available for immediate sale in its present condition. Management must be committed to the sale and the sale should be expected to be completed within one year from the date of classification.

Immediately before classification as held for sale, the assets (or components of a disposal group) are remeasured in accordance with the Group's accounting policies. Thereafter, the assets (or disposal group of assets and liabilities) are measured at the lower of their carrying amount and fair value less cost to sell.

A non-current asset classified as held for sale is no longer depreciated. Impairment losses on initial classification as held for sale and subsequent gains or losses on remeasurement are recognised in income statement. Gains are not recognised in excess of any cumulative impairment loss. Any impairment loss on a disposal group first is allocated to goodwill, and then to the remaining assets and liabilities on a pro-rata basis, except that no loss is allocated to financial assets and deferred tax assets, which continue to be measured in accordance with the Group's accounting policies.

At reclassification back, on change of intent or if the conditions required by IFRS 5 cease to be applicable, the Group does not restate comparative information in the balance sheet. Upon reclassification the valuation is adjusted in accordance with relevant standards, as if the reclassification had not occurred.

x) Foreclosed assets

Sometimes the Group recovers assets that were originally received as collateral for loan, after exercising contractual rights or undertaking specific legal action. When the assets are recognised on the balance sheet for the first time, it is recognised at its fair value. Any difference between its fair value and the carrying amount of the loan that triggered recovery of the asset is considered an impairment loss on loan. After initial recognition, the repossessed assets are measured according to the relevant accounting standard, depending on the scope for holding the property. Generally, Group measures repossessed assets according to IAS 2 Inventory, except in rare circumstances when the asset is put in use.

y) Impairment of non-financial assets

Assets that have an indefinite useful life, such as goodwill, are not subject to amortisation and are tested for impairment whenever there are indications that these may be impaired or at least annually. Assets that are subject to amortisation are reviewed for impairment whenever events or changes in circumstances indicate that the carrying amount may not be recoverable. Intangible assets that are not yet available for use are assessed at each reporting date. An impairment loss is recognised whenever the carrying amount of an asset exceeds its recoverable amount. Impairment losses are recognised in the income statement.

The recoverable amount of property and equipment and intangible assets is the higher of the asset's fair value less costs to sell and value in use. For the purpose of assessing impairment, assets are grouped at the lowest level for which there are separately identifiable cash flows (cash-generating units). In assessing value in use, the estimated future cash flows are discounted to their present value using a pre-tax discount rate that reflects current market assessments of the time value of money and the risks specific to the asset or cash-generating unit.

PRIVREDNA BANKA ZAGREB d.d.

Notes to the financial statements (continued)

4 Significant accounting policies (continued)

y) Impairment of non-financial assets (continued)

Other previously impaired non-financial assets, other than goodwill, are reviewed for possible reversal of the impairment at each reporting date. An impairment loss is reversed if there has been a change in the estimates used to determine the recoverable amount. An impairment loss is reversed only to the extent that the asset's carrying amount does not exceed the carrying amount that would have been determined, net of depreciation or amortisation, if no impairment loss had been recognised.

z) Provisions

Provisions are recognised when the Group has a present legal or constructive obligation as a result of past events, it is probable that an outflow of resources embodying economic benefits will be required to settle the obligation, and a reliable estimate of the amount of the obligation can be made.

Provisions for liabilities and charges are maintained at the level that the Group's management considers sufficient for absorption of losses. The management determines the sufficiency of provisions on the basis of insight into specific items, current economic circumstances, risk characteristics of certain transaction categories, as well as other relevant factors.

A provision for restructuring is recognised when the Group has approved a detailed and formal restructuring plan, and the restructuring either has commenced or has been announced publicly. Future operating losses are not provided for.

A provision for onerous contracts is recognised when the expected benefits to be derived by the Group from a contract are lower than the unavoidable cost of meeting its obligations under the contract. The provision is measured at the present value of the lower of the expected cost of terminating the contract and the expected net cost of continuing the contract. Before a provision is established, the Group recognises any impairment loss on the assets associated with the contract.

Provisions are released only for expenditure for which provisions are recognised at inception. If the outflow of economic benefits to settle the obligations is no longer probable, the provision is reversed.

aa) Issued share capital

Issued share capital represents the nominal value of paid-in ordinary shares and is denominated in HRK.

Dividends are recognised as a liability in the period in which they are declared.

bb) Treasury shares

When any Group company purchases the Bank's equity share capital (treasury shares), the consideration paid is deducted from equity attributable to the Bank's equity holders and classified as treasury shares until the shares are cancelled, reissued or disposed of. When such shares are subsequently sold or reissued, any consideration received, net of transaction costs, is included in equity attributable to the Bank's equity holders.

cc) Retained earnings

Any profit for the year retained after appropriations is classified within retained earnings.

dd) Off-balance-sheet commitments and contingent liabilities

In the ordinary course of business, the Group enters into credit-related commitments which are recorded in off-balance-sheet accounts and primarily comprise guarantees, letters of credit, undrawn loan commitments and credit-card limits. Such financial commitments are recorded in the Group's statement of financial position if and when they become payable.

Financial guarantees are contracts that require the Group to make specified payments to reimburse the holder for a loss incurred because a specified debtor fails to make payment when due in accordance with the terms of a debt instrument.

PRIVREDNA BANKA ZAGREB d.d.

Notes to the financial statements (continued)

4 Significant accounting policies (continued)

dd) Off-balance-sheet commitments and contingent liabilities (continued)

Financial guarantee liabilities are initially recognised at their fair value, being the premium received, and the initial fair value is amortised over the life of the financial guarantee. The guarantee liability is subsequently carried at the higher of the loss allowance determined in accordance with IFRS 9 and the amount initially recognised less, when appropriate, the cumulative amount of income recognised in accordance with the principles of IFRS 15.

Financial guarantees are included within Other liabilities.

ee) Managed funds for and on behalf of third parties

The Group manages funds for and on behalf of corporate and retail customers, banks and other institutions. These amounts do not represent the Group's assets and are excluded from the statement of financial position. For the services rendered the Group charges a fee. For details please refer to Note 41.

ff) Segment reporting

An operating segment is a component of the Group that engages in business activities from which it may earn revenues and incur expenses, including revenues and expenses that relate to transactions with any of the Group's other components, whose operating results are reviewed regularly by the Management Board of the Bank (being the chief operating decision maker) to make decisions about resources allocated to each segment and assess its performance, and for which discrete financial information is available.

For management purposes, the Bank is organised into 3 primary operating segments: Retail, Corporate and Finance banking accompanied with a central supporting structure. Furthermore, the management of the Bank monitors performance of its subsidiaries on an individual basis. However, for the purpose of presentation of the operating segments for the Group, credit institutions are presented in operating segments. With the exception of PBZ Card, all other subsidiaries have been grouped into one segment. The primary segmental information is based on the internal reporting structure of business segments. Segmental results are measured by applying internal prices (Note 46).

gg) Earnings per share

The Group presents basic and diluted earnings per share (EPS) data for its ordinary shares. Basic EPS are calculated by dividing the profit or loss attributable to ordinary shareholders of the Bank by the weighted average number of ordinary shares outstanding during the period. Diluted EPS are determined by adjusting the profit or loss attributable to ordinary shareholders and the weighted average number of ordinary shares outstanding for the effects of all dilutive potential ordinary shares.

PRIVREDNA BANKA ZAGREB d.d.

Notes to the financial statements (continued)

5 Accounting estimates and judgments in applying accounting policies

The Group makes estimates and assumptions about uncertain events, including estimates and assumptions about the future. Such accounting assumptions and estimates are regularly evaluated and are based on historical experience and other factors such as the expected flow of future events that can be rationally assumed in the existing circumstances, but nevertheless necessarily represent sources of estimation uncertainty. Critical judgments relating to allowance for credit losses are particularly complex in the current uncertain environment. The COVID-19 pandemic has continued to evolve and the economic environment in which we operate could be subject to sustained volatility, which could continue to impact our financial results, as the duration of the COVID-19 pandemic, and the effectiveness of steps undertaken by governments and central banks remains uncertain. We continue to monitor and assess the impacts of the COVID-19 pandemic on our critical accounting judgments, estimates and assumptions.

The estimation of allowance for credit losses represents management's best estimate of risk of default and ECLs on the financial assets, including any off-balance sheet exposures, at the reporting date and, as part of this, the estimation of the fair value of real estate collateral represents the major source of estimation uncertainty. This and other key sources of estimation uncertainty, that have a significant risk of causing a possible material adjustment to the carrying amounts of assets and liabilities within the next financial year, are described below.

These disclosures supplement the commentary on fair values of financial assets and liabilities (Note 45) and financial risk management (Note 47).

a) *Classification of financial assets*

Business Model Assessment

The Bank determines its business models based on the objective under which its portfolios of financial assets are managed. Refer to Note 4 L(ii) for details on the Bank's business models. In determining its business models, the Bank considers the following:

- Management's intent and strategic objectives and the operation of the stated policies in practice;
- The primary risks that affect the performance of the business model and how these risks are managed;
- How the performance of the portfolio is evaluated and reported to management; and
- The frequency and significance of financial asset sales in prior periods, the reasons for such sales and the expected future sales activities.

Solely Payments of Principal and Interest Test

In assessing whether contractual cash flows are SPPI, the Bank considers the contractual terms of the instrument. This includes assessing whether the financial asset contains a contractual term that could change the timing or amount of contractual cash flows such that they would not be consistent with a basic lending arrangement. In making the assessment, the Group considers the primary terms as follows and assess if the contractual cash flows of the instruments continue to meet the SPPI test:

- Performance-linked features;
- Terms that limit the Bank's claim to cash flows from specified assets (non-recourse terms);
- Prepayment and extension terms;
- Leverage features; and
- Features that modify elements of the time value of money.

b) *Impairment of financial assets*

Significant Increase in Credit Risk

Criteria for assessing significant increase in credit risk for retail exposures are defined at the appropriate portfolio level and vary based on the exposure's credit risk at origination. The criteria include changes in internal credit risk rating, forbearance measures and delinquency backstop when contractual payments are materially more than 30 days past due. Additional criteria that are used for identification of significant increase in credit risk are based on internal assessment (internal watch list) and applied forbearance measures. Credit risk has increased significantly since initial recognition when one of the criteria is met.

PRIVREDNA BANKA ZAGREB d.d.

Notes to the financial statements (continued)

5 Accounting estimates and judgments in applying accounting policies (continued)

b) Impairment of financial assets (continued)

Measurement of Expected Credit Loss

Significant Increase in Credit Risk for corporate exposures is determined based on internal credit risk rating which is assessed at individual borrower basis using sector-specific credit risk models that are based on historical data. Current and forward-looking information that is specific to the borrower, industry, and sector is considered based on expert credit judgment. Criteria for assessing significant increase in credit risk are defined at the appropriate segmentation level and vary based on the internal credit risk rating of the exposure at origination. Criteria include relative changes in internal credit risk rating and delinquency backstop when contractual payments are more than 30 days past due. Credit risk has increased significantly since initial recognition when one of the criteria is met.

Expected credit losses are calculated as the product of PD, loss given default (LGD), and exposure at default (EAD) over the remaining expected life of the financial asset and discounted to the reporting date at the effective interest rate for exposures with significant increase in credit risk (i.e. stage 2 contracts). On the other hand, for exposures classified as stage 1, expected credit loss is calculated over 1 year horizon, i.e. 1 year expected credit loss is estimated. PD estimates represent the point-in-time PD, updated on a yearly basis based on the group's historical experience, current conditions, and relevant forward-looking expectations. LGD estimates are determined based on historical recovery payments. EAD incorporates forward-looking expectations about repayments of drawn balances and expectations about future draws where applicable.

The Group first assesses whether evidence of impairment exists individually for assets that are individually significant, corporate exposures with total balance exceeding HRK 3.8 million, (2019: corporate exposure with total balance exceeding HRK 3.8 million) and collectively for assets that are not individually significant (retail exposures and corporate exposures below threshold of HRK 3.8 million).

Impairment allowance on assets individually assessed as credit-impaired is based on the management's best estimate of the present value of the cash flows that are expected to be received. In estimating these cash flows, management makes judgements about a debtor's financial situation and net realizable value of any underlying collateral. Each impaired asset is assessed separately, and the workout strategy and estimate of cash flows considered recoverable are independently approved by the Credit Risk function.

Forward-Looking Information

In calculating the ECL, the Group employs internally developed models that utilize parameters for PD, LGD, and EAD. Forward-looking macroeconomic factors determined at the regional level are incorporated in the risk parameters as relevant. Additional risk factors that are segment specific are also incorporated, where relevant.

The measurement of the financial assets also reflects the best estimate of the effects of future conditions and in particular the economic conditions that affect the forward-looking PDs and LGDs.

In terms of method, various possible alternative approaches designed to take account of these elements have been analysed. Of the various alternatives considered, the Group has decided to adopt the "Most likely scenario+Add-on" approach. According to this approach, the macroeconomic conditioning of PD and LGD is carried out through a baseline scenario ("Most Likely") and then corrected with an Add-On to include any differences compared to downside and upside scenarios.

Expected Credit Losses

ECLs are recognized on initial recognition of the financial assets. Allowance for credit losses represents management's best estimate of risk of default and ECLs on the financial assets, including any off-balance sheet exposures, at the reporting date.

Management's judgment is used to determine the point within the range that is the best estimate for the qualitative component contributing to ECLs, based on an assessment of business and economic conditions, historical loss experience, loan portfolio composition, and other relevant indicators and forward-looking information. Management applies judgement to ensure that the estimate of loss arrived at on the basis of historical information is appropriately adjusted to reflect the current economic conditions. Loss rates are regularly benchmarked against actual loss experience. Changes in these assumptions would have a direct impact on the provision for credit losses and may result in a change in the allowance for credit losses.

PRIVREDNA BANKA ZAGREB d.d.

Notes to the financial statements (continued)

5 Accounting estimates and judgments in applying accounting policies (continued)

c) *Classification of lease contracts*

The Group acts as a lessor in operating and finance leases. Where the Group, as a lessor, transfers substantially all the risks and rewards incidental to ownership to the lessee, the leases are classified as finance leases. All other leases are classified as operating and related assets are included in property and equipment under operating leases at cost net of accumulated depreciation. In determining whether leases should be classified as operating or finance, the Group considers the requirements of International Financial Reporting Standard 16 *Leases*.

d) *Impairment of goodwill*

The Group determines whether goodwill is impaired at least on an annual basis. This requires an estimation of the value in use of the cash-generating units to which the goodwill is allocated. Estimating the value in use requires the Group to make an estimate of the expected future cash flows from the cash-generating unit and also to choose a suitable discount rate in order to calculate the present value of those cash flows. Information about assumptions and estimation uncertainties regarding impairment of goodwill are explained in Note 27.

e) *Fair value of financial instruments*

If a market for a financial instrument is not active, or, if for any reason, fair value cannot be reasonably measured by market price, the Group establishes fair value using a valuation technique. Valuation techniques include using recent arm's length transactions between knowledgeable, willing parties (if available), reference to the current fair value of other instruments that are substantially the same, discounted cash flow analyses and option pricing models. The chosen valuation technique makes maximum use of market inputs, relies as little as possible on estimates specific to the Group, incorporates all factors that market participants would consider in setting a price, and is consistent with accepted economic methodologies for pricing financial instruments. Inputs to valuation techniques reasonably represent market expectations and measures of the risk-return factors inherent to the financial instrument. The Group calibrates valuation techniques and tests them for validity using prices from observable current market transactions in the same instrument or based on other available observable market data. The chosen valuation techniques are periodically reviewed by an independent expert who has not participated in their formation. All models are certified before use.

f) *Taxation*

The Group provides for tax liabilities in accordance with the tax laws of the Republic of Croatia and other jurisdictions (Slovenia and Bosnia and Hercegovina). Tax returns are subject to the approval of the tax authorities who are entitled to carry out subsequent inspections of taxpayers' records. Deferred tax assets are recognised only when it is probable that sufficient taxable profit will be available in future periods against which deductible temporary differences may be utilized.

g) *Regulatory requirements*

The Croatian National Bank and the Croatian Financial Services Supervisory Agency are entitled to carry out regulatory inspections of the Group's operations and to request changes to the carrying values of assets and liabilities, in accordance with the underlying regulations.

h) *Litigation and claims*

The Group makes an individual assessment of all court cases. The assessment is made by the Legal Department of the Bank or its relevant subsidiaries and in certain cases external lawyers are engaged. As stated in Note 37a the Group and the Bank provided HRK 213 million (2019: HRK 201 million) and HRK 197 million (2019: HRK 179 million) respectively for principal and interest in respect of liabilities for court cases, which the management estimates as sufficient. The above amounts represent the Group's best estimate of loss in respect of legal cases, although the actual outcome of court cases initiated against the Group can be significantly different. It is not practicable for management to estimate the financial impact of changes to the assumptions based on which management assesses the need for provisions.

i) *Fair value of property and equipment and investment property*

The Group uses the revaluation model for property and equipment and fair value model. The criterion of revaluation model requires that the asset have to be amortized on the basis of new revalued value. Investment property at fair value will no longer be amortized.

PRIVREDNA BANKA ZAGREB d.d.

Notes to the financial statements (continued)

5 Accounting estimates and judgments in applying accounting policies (continued)

j) Foreclosed assets

The Group occasionally acquires real estate in settlement of certain loans and advances. Real estate is stated at the lower of the gross carrying value of the related loans and advances and the current fair value of such assets. Gains or losses on disposal are recognised in the income statement.

k) Determination of control over investees

Management applies its judgement to determine whether the Group controls investees. In assessing whether the Group controls the investees, the Group performs the power analysis and takes into consideration purpose and design of the investee, the evidence of practical ability to direct the relevant activities of the investees etc.

As a result, the Group concluded that it does not control and therefore should not consolidate its special purpose vehicles and entities with receivables in default, as the Group does not have power over the relevant activities of those entities.

PRIVREDNA BANKA ZAGREB d.d.

Notes to the financial statements (continued)**6 Net interest income****a) Interest income – analysis by source**

(in HRK million)

	GROUP		BANK	
	2020	2019	2020	2019
Retail	1,936	2,015	1,518	1,592
Corporate	674	766	435	504
Public sector and other institutions	195	297	164	241
Banks	81	57	71	40
	2,886	3,135	2,188	2,377

b) Interest income – analysis by financial assets category

(in HRK million)

	GROUP		BANK	
	2020	2019	2020	2019
Loans and advances to customers	2,727	2,905	2,098	2,251
Investment securities at amortized cost	18	23	18	23
Loans and advances to banks	17	45	16	40
Investment securities at FVOCI	33	67	20	30
Total interest income calculated using the effective interest rate	2,795	3,040	2,152	2,344

	GROUP		BANK	
	2020	2019	2020	2019
Finance lease	43	53	-	-
Financial assets initially designated at fair value through profit or loss	2	1	-	-
Financial assets held for trading	38	33	36	33
Derivatives - hedge accounting	8	8	-	-
Total other interest income	91	95	36	33

Interest income includes collected interest income from credit impaired loans of the Group of HRK 83 million (2019 impaired: HRK 126 million) and of the Bank of HRK 49 million (2019 impaired: HRK 74 million).

PRIVREDNA BANKA ZAGREB d.d.

Notes to the financial statements (continued)**6 Net interest income (continued)****c) Interest expense – analysis by recipient**

(in HRK million)

	GROUP		BANK	
	2020	2019	2020	2019
Retail	95	158	46	93
Banks	145	125	78	70
Corporate	16	21	12	18
Public sector and other institutions	14	18	4	7
	270	322	140	188

d) Interest expense – analysis by product

(in HRK million)

	GROUP		BANK	
	2020	2019	2020	2019
Current accounts and deposits from retail customers	95	158	46	93
Interest-bearing borrowings and other financial liabilities	59	69	30	28
Current accounts and deposits from corporate customers and public sector	18	38	8	25
Current accounts and deposits from banks	46	15	48	33
Interest expense on lease liability	8	4	8	9
Derivative assets held for hedge accounting	44	38	-	-
	270	322	140	188

PRIVREDNA BANKA ZAGREB d.d.

Notes to the financial statements (continued)**7 Net fee and commission income****a) Fee and commission income**

(in HRK million)

	GROUP		BANK	
	2020	2019	2020	2019
Credit cards	703	982	185	247
Payment transactions	496	534	383	429
Customer services	211	217	106	103
Investment banking fees	85	74	46	31
Guarantees	50	53	33	36
Investment management, brokerage and consultancy	50	53	46	48
Other	111	107	107	98
	1,706	2,020	906	992

b) Fee and commission expense

(in HRK million)

	GROUP		BANK	
	2020	2019	2020	2019
Credit cards	246	367	155	262
Payment transactions	43	64	35	36
Bank charges	13	14	8	8
Other	21	32	10	9
	323	477	208	315

8 Dividend income

(in HRK million)

	GROUP		BANK	
	2020	2019	2020	2019
Dividends from subsidiaries	-	-	28	677
Dividends from associates	-	-	12	14
Dividends from other equity securities	1	2	-	1
	1	2	40	692

PRIVREDNA BANKA ZAGREB d.d.

Notes to the financial statements (continued)**9 Net trading income and net gains on translation of monetary assets and liabilities**

(in HRK million)

	GROUP		BANK	
	2020	2019	2020	2019
Foreign exchange spot trading	245	285	232	269
Net (losses)/gains from translation of monetary assets and liabilities denominated in foreign currency	(11)	2	(12)	(7)
Net trading (losses)/income from forward foreign exchange contracts and swaps	(4)	23	(8)	22
Net (losses)/gains on financial assets held for trading	(21)	18	(21)	18
Net gains from securities initially designated at fair value through profit or loss	21	60	13	56
	230	388	204	358

10 Fair value adjustments in hedge accounting

(in HRK million)

	GROUP		BANK	
	2020	2019	2020	2019
Net effect on derivatives used as hedging instruments	(85)	(111)	-	-
Net effect on hedged items	75	110	-	-
	(10)	(1)	-	-

PRIVREDNA BANKA ZAGREB d.d.

Notes to the financial statements (continued)**11 Other operating income**

(in HRK million)

	GROUP		BANK	
	2020	2019	2020	2019
Rental income from investment property and assets under operating lease	37	55	2	4
Net gain on derecognition of financial assets not measured through profit or loss	32	38	14	38
Gain on disposal of property and equipment, intangible assets, investment property and fore-closed assets	21	34	25	1
Other income	29	34	33	39
Net value adjustments from valuation of tangible assets (IAS 16)	(15)	14	(5)	-
Net value adjustments from valuation of non-current assets held for sale	(15)	-	(13)	-
Net value adjustments from valuation of investment property	(2)	-	4	-
Net value adjustments from valuation of fore-closed assets	(10)	-	(7)	-
	77	175	53	82

PRIVREDNA BANKA ZAGREB d.d.

Notes to the financial statements (continued)**12 Personnel expenses**

(in HRK million)

	GROUP		BANK	
	2020	2019	2020	2019
Net salaries	564	566	361	362
Contributions for pension insurance	150	149	102	101
Taxes and surtaxes	104	108	68	72
Contributions for health insurance	113	113	82	83
Other personnel expenses	112	141	70	79
	1,043	1,077	683	697

During the year the average number of employees within the Group based on full-time employment equivalence was 4,634 (2019: 4,902) of which the Bank accounted for 3,142 (2019: 3,395) employees.

13 Other operating expenses

(in HRK million)

	GROUP		BANK	
	2020	2019	2020	2019
Materials and services	467	473	379	374
Deposit insurance premium	180	178	143	148
Rental expenses	14	11	1	4
Indirect and other taxes	36	34	32	30
Other expenses	430	424	141	81
	1,127	1,120	696	637

14 Impairment losses**a) Net impairment losses on loans and advances to customers**

(in HRK million)

	GROUP		BANK	
	2020	2019	2020	2019
Impairment losses on loans and advances to customers at amortised cost	573	318	415	256
	573	318	415	256

PRIVREDNA BANKA ZAGREB d.d.

Notes to the financial statements (continued)**14 Impairment losses (continued)****b) Other impairment losses and provisions**

(in HRK million)

	<i>Notes</i>	GROUP		BANK	
		2020	2019	2020	2019
Provisions/(release of provisions) for loans and advances to banks	24	(3)	1	(3)	-
Movement in impairment loss on financial assets FVOCI	47	4	(1)	(1)	(1)
Movement in impairment loss on investment securities at amortized cost	47	5	-	4	-
Movement in impairment losses on other assets	31	(1)	(2)	-	4
(Release of provisions) off-balance-sheet items	37	(15)	(103)	(12)	(87)
Provisions for court cases	37	22	136	26	134
Provisions for other items	37	21	45	26	39
Provision for retirement benefit obligations	37	1	1	-	-
		34	77	40	89

15 Depreciation, amortisation and impairment of goodwill

(in HRK million)

	<i>Notes</i>	GROUP		BANK	
		2020	2019	2020	2019
Depreciation and impairment of property and equipment	28	169	151	123	109
Amortisation of intangible assets	27	69	81	52	64
Impairment of goodwill	27	-	-	-	-
		238	232	175	173

PRIVREDNA BANKA ZAGREB d.d.

Notes to the financial statements (continued)**16 Income tax expense****a) Income tax expense recognised in the income statement**

(in HRK million)

	GROUP		BANK	
	2020	2019	2020	2019
Current income tax charge	258	362	204	260
Net deferred tax charge	9	8	13	6
Income tax expense recognised in the income statement	267	370	217	266

b) Reconciliation of income tax expense

The reconciliation between the accounting profit and income tax expense is set out below:

(in HRK million)

	GROUP		BANK	
	2020	2019	2020	2019
Accounting profit before tax	1,292	2,108	1,034	2,146
Tax calculated at rate of 18%	233	379	186	386
Effect of different tax rates in Bosnia and Herzegovina	(6)	(12)		-
Effect of different tax rates in Slovenia	1	2		-
<i>Tax effects of:</i>				
Non-deductible expenses	38	18	23	10
Tax exempt income	(8)	(9)	(7)	(124)
Expenses/income included directly in income tax expense	9	(8)	15	(6)
Total income tax expense	267	370	217	266
Effective income tax rate	20.6%	17.6%	21.0%	12.4%

PRIVREDNA BANKA ZAGREB d.d.

Notes to the financial statements (continued)**16 Income tax expense (continued)****c) Deferred tax assets**

(in HRK million)

	GROUP		BANK	
	2020	2019	2020	2019
<i>Timing differences</i>				
On unrealised losses on financial assets at fair value through profit or loss	16	31	13	28
On impairment of loans	37	34	-	-
On deferred fees	13	15	12	14
On impairment of real estate	16	10	12	9
On other items	50	51	39	38
Deferred tax assets	132	141	76	89

d) Deferred tax liabilities

(in HRK million)

	GROUP		BANK	
	2020	2019	2020	2019
<i>Timing differences</i>				
On unrealised gains on tangible assets	82	51	33	19
On unrealised gains on financial assets at FVOCI	15	29	4	14
Deferred tax liabilities	97	80	37	33

PRIVREDNA BANKA ZAGREB d.d.

Notes to the financial statements (continued)**16 Income tax expense (continued)****e) Movement in deferred tax assets**

(in HRK million)

Group	Total	Deferred fees	Impairment of real estate	Unrealised losses on financial assets at fair value through profit or loss	Impairment on financial assets at FVOCI	Other items	Impairment of loans
Balance as at 1 January 2020	141	15	10	31	-	51	34
<i>Increase credited to income statement</i>	<i>61</i>	<i>7</i>	<i>8</i>	<i>15</i>	<i>-</i>	<i>28</i>	<i>3</i>
<i>Utilisation charged to income statement</i>	<i>(70)</i>	<i>(9)</i>	<i>(2)</i>	<i>(30)</i>	<i>-</i>	<i>(29)</i>	<i>-</i>
Net amount charged to income statement	(9)	(2)	6	(15)	-	(1)	3
Balance as at 31 December 2020	132	13	16	16	-	50	37
Balance as at 1 January 2019	149	20	8	40	2	44	35
<i>Increase credited to income statement</i>	<i>46</i>	<i>7</i>	<i>2</i>	<i>2</i>	<i>(3)</i>	<i>38</i>	<i>-</i>
<i>Utilisation charged to income statement</i>	<i>(54)</i>	<i>(12)</i>	<i>-</i>	<i>(11)</i>	<i>1</i>	<i>(31)</i>	<i>(1)</i>
Net amount charged to income statement	(8)	(5)	2	(9)	(2)	7	(1)
Balance as at 31 December 2019	141	15	10	31	-	51	34

PRIVREDNA BANKA ZAGREB d.d.

Notes to the financial statements (continued)**16 Income tax expense (continued)****e) Movement in deferred tax assets (continued)**

(in HRK million)

Bank

	Total	Deferred fees	Impairment of real estate	Unrealised losses on financial assets at fair value through profit or loss	Other items
Balance as at 1 January 2020	89	14	9	28	38
<i>Increase credited to income statement</i>	<i>54</i>	<i>7</i>	<i>5</i>	<i>15</i>	<i>27</i>
<i>Utilisation charged to income statement</i>	<i>(67)</i>	<i>(9)</i>	<i>(2)</i>	<i>(30)</i>	<i>(26)</i>
Net amount charged to income statement	(13)	(2)	3	(15)	1
Balance as at 31 December 2020	76	12	12	13	39
Balance as at 1 January 2019	95	18	7	37	33
<i>Increase credited to income statement</i>	<i>45</i>	<i>7</i>	<i>2</i>	<i>2</i>	<i>34</i>
<i>Utilisation charged to income statement</i>	<i>(51)</i>	<i>(11)</i>	<i>-</i>	<i>(11)</i>	<i>(29)</i>
Net amount charged to income statement	(6)	(4)	2	(9)	5
Balance as at 31 December 2019	89	14	9	28	38

PRIVREDNA BANKA ZAGREB d.d.

Notes to the financial statements (continued)**16 Income tax expense (continued)****f) Movement in deferred tax liabilities**

Group	(in HRK million)		
	Total	Unrealised gains on financial assets at FVOCI	Unrealised gains on tangible assets
Balance as at 1 January 2020	80	29	51
Increase credited to comprehensive income	29	(2)	31
Transfer out of DTL	(12)	(12)	-
Balance as at 31 December 2020	97	15	82
Balance as at 1 January 2019	77	26	51
Increase credited to comprehensive income	3	3	-
Balance as at 31 December 2019	80	29	51
Bank			
	Total	Unrealised gains on financial assets at FVOCI	Unrealised gains on tangible assets
Balance as at 1 January 2020	33	14	19
Increase credited to comprehensive income	12	(2)	14
Transfer out of DTL	(8)	(8)	-
Balance as at 31 December 2020	37	4	33
Balance as at 1 January 2019	32	13	19
Increase credited to comprehensive income	1	1	-
Balance as at 31 December 2019	33	14	19

PRIVREDNA BANKA ZAGREB d.d.

Notes to the financial statements (continued)**17 Financial assets and financial liabilities****Classification of financial assets and financial liabilities**

Group	(in HRK million)					
	Mandatorily at FVTPL	Designated at FVTPL	FVOCI - debt instruments	FVOCI - equity instruments	Amortised cost	Total carrying amount
As at 31 December 2020						
Cash and current accounts with banks	-	-	-	-	27,004	27,004
Balances with the Croatian National Bank	-	-	-	-	4,035	4,035
Financial assets held for trading	1,269	-	-	-	-	1,269
Derivative financial assets	2	-	-	-	-	2
Fair value changes of the hedged items in portfolio hedge of interest rate risk	77	-	-	-	-	77
Loans and advances to banks	-	-	-	-	6,402	6,402
Loans and advances to customers	5	-	-	-	75,082	75,087
Investment securities	38	62	10,973	160	445	11,678
Total financial assets	1,391	62	10,973	160	112,968	125,554
Current accounts and deposits from banks	-	-	-	-	1,847	1,847
Current accounts and deposits from customers	-	-	-	-	99,461	99,461
Derivative financial liabilities	237	-	-	-	-	237
Interest-bearing borrowings and other financial liabilities	-	-	-	-	5,628	5,628
Total financial liabilities	237	-	-	-	106,936	107,173

PRIVREDNA BANKA ZAGREB d.d.

Notes to the financial statements (continued)**17 Financial assets and financial liabilities (continued)****Classification of financial assets and financial liabilities (continued)**

Bank	(in HRK million)					
	Man- dato- rily at FVTPL	Desig- nated at FVTPL	FVOCI - debt instru- ments	FVOCI - equity instru- ments	Amor- tised cost	Total carry- ing amount
As at 31 December 2020						
Cash and current accounts with banks	-	-	-	-	21,427	21,427
Balances with the Croatian National Bank	-	-	-	-	4,035	4,035
Financial assets held for trading	1,269	-	-	-	-	1,269
Derivative financial assets	1	-	-	-	-	1
Loans and advances to banks	-	-	-	-	5,327	5,327
Loans and advances to customers	-	-	-	-	51,170	51,170
Investment securities	31	43	8,687	55	423	9,239
Total financial assets	1,301	43	8,687	55	82,382	92,468
Current accounts and de- posits from banks	-	-	-	-	2,190	2,190
Current accounts and de- posits from customers	-	-	-	-	73,155	73,155
Derivative financial liabil- ities	25	-	-	-	-	25
Interest-bearing borrow- ings and other financial liabilities	-	-	-	-	3,613	3,613
Total financial liabilities	25	-	-	-	78,958	78,983

PRIVREDNA BANKA ZAGREB d.d.

Notes to the financial statements (continued)**17 Financial assets and financial liabilities (continued)****Classification of financial assets and financial liabilities (continued)**

Group	(in HRK million)					
	Man- dato- rily at FVTPL	Desig- nated at FVTPL	FVOCI - debt instru- ments	FVOCI - equity instru- ments	Amor- tised cost	Total carry- ing amount
As at 31 December 2019						
Cash and current accounts with banks	-	-	-	-	20,642	20,642
Balances with the Croatian National Bank	-	-	-	-	4,901	4,901
Financial assets held for trading	1,416	-	-	-	-	1,416
Derivative financial assets	18	-	-	-	-	18
Fair value changes of the hedged items in portfo- lio hedge of interest rate risk	51	-	-	-	-	51
Loans and advances to banks	-	-	-	-	6,184	6,184
Loans and advances to customers	6	-	-	-	70,559	70,565
Investment securities	39	-	10,645	196	537	11,417
Total financial assets	1,530	-	10,645	196	102,823	115,194
Current accounts and de- posits from banks	-	-	-	-	1,797	1,797
Current accounts and de- posits from customers	-	-	-	-	89,876	89,876
Derivative financial liabil- ities	146	-	-	-	-	146
Fair value changes of the hedged items in portfo- lio hedge of interest rate risk	3	-	-	-	-	3
Interest-bearing borrow- ings and other finan- cial liabilities	-	-	-	-	5,443	5,443
Total financial liabilities	149	-	-	-	97,116	97,265

PRIVREDNA BANKA ZAGREB d.d.

Notes to the financial statements (continued)**17 Financial assets and financial liabilities (continued)****Classification of financial assets and financial liabilities (continued)**

Bank	(in HRK million)					
	Man- dato- rily at FVTPL	Desig- nated at FVTPL	FVOCI - debt instru- ments	FVOCI - equity instru- ments	Amor- tised cost	Total carry- ing amount
As at 31 December 2019						
Cash and current accounts with banks	-	-	-	-	16,873	16,873
Balances with the Croatian National Bank	-	-	-	-	4,901	4,901
Financial assets held for trading	1,416	-	-	-	-	1,416
Derivative financial assets	6	-	-	-	-	6
Loans and advances to banks	-	-	-	-	4,819	4,819
Loans and advances to customers	-	-	-	-	47,188	47,188
Investment securities	34	-	8,073	80	505	8,692
Total financial assets	1,456	-	8,073	80	74,286	83,895
Current accounts and de- posits from banks	-	-	-	-	1,677	1,677
Current accounts and de- posits from customers	-	-	-	-	65,890	65,890
Derivative financial liabil- ities	2	-	-	-	-	2
Interest-bearing borrow- ings and other finan- cial liabilities	-	-	-	-	3,535	3,535
Total financial liabilities	2	-	-	-	71,102	71,104

PRIVREDNA BANKA ZAGREB d.d.

Notes to the financial statements (continued)**18 Cash and current accounts with banks**

(in HRK million)

	GROUP		BANK	
	2020	2019	2020	2019
Current accounts with the CNB	18,796	14,663	18,796	14,663
Current accounts with foreign banks	4,714	2,343	464	296
Cash in hand	3,490	3,604	2,163	1,909
Current accounts with domestic banks	4	31	4	4
Other cash items	-	1	-	1
	27,004	20,642	21,427	16,873

19 Balances with the Croatian National Bank

(in HRK million)

	GROUP		BANK	
	2020	2019	2020	2019
Obligatory reserve	4,035	4,901	4,035	4,901
	4,035	4,901	4,035	4,901

The CNB determines the requirement for banks to calculate an obligatory reserve, which is required to be deposited with the CNB and held in the form of other liquid receivables. The obligatory reserve requirement as at 31 December 2019 amounted to 9% of kuna and foreign currency deposits and borrowings. As of March 2020, mandatory rate has changed from 12% to 9%.

As at 31 December 2020, the required rate for the part of the obligatory reserve calculated based on kuna liabilities to be deposited with the CNB amounted to 70% (2019: 70%), while the remaining 30% (2019: 30%) had to be held in the form of other liquid receivables. This includes the part of foreign currency obligatory reserve required to be held in HRK.

No part of the obligatory reserve based on foreign currency liabilities must be deposited with the CNB, but it must be held in the form of other liquid receivables, 75% of the part of the obligatory reserve calculated based on foreign currency liabilities is required to be held in kuna and is added to the kuna part of the obligatory reserve. The Bank must maintain at least 2% of the part of the foreign currency obligatory reserve for maintenance with an average daily balance of funds on their own foreign currency euro settlement accounts with the CNB.

The obligatory reserve did not earn any interest in 2020 (2019: nil).

PRIVREDNA BANKA ZAGREB d.d.

Notes to the financial statements (continued)**20 Investment securities**

(in HRK million)

	GROUP		BANK	
	2020	2019	2020	2019
Investment securities mandatorily measured at FVTPL – equity securities	38	39	31	34
Investment securities mandatorily measured at FVTPL – debt securities	62	-	43	-
Investment securities measured at amortised cost	445	537	423	505
Investment securities measured at FVOCI – debt instruments	10,973	10,645	8,687	8,073
Investment securities designated as at FVOCI – equity investments	160	196	55	80
	11,678	11,417	9,239	8,692

a) Investment securities mandatorily measured at FVTPL

(in HRK million)

	GROUP		BANK	
	2020	2019	2020	2019
Equity securities	38	39	31	34
	38	39	31	34

b) Investment securities measured at amortised cost

(in HRK million)

	GROUP		BANK	
	2020	2019	2020	2019
Foreign government bonds	22	23	-	-
Corporate bonds	423	514	423	505
	445	537	423	505

PRIVREDNA BANKA ZAGREB d.d.

Notes to the financial statements (continued)**20 Investment securities (continued)****c) Investment securities measured at FVOCI – debt instruments**

	(in HRK million)			
	GROUP		BANK	
	2020	2019	2020	2019
Republic of Croatia bonds	1,584	1,258	1,448	1,045
Treasury bills	7,239	7,028	7,239	7,028
Foreign government treasury bills	290	370	-	-
Bank bonds	211	325	-	-
Foreign government bonds	1,649	1,664	-	-
	10,973	10,645	8,687	8,073

d) Investment securities measured at FVOCI – equity investments

	(in HRK million)			
	GROUP		BANK	
	2020	2019	2020	2019
Listed securities	2	2	2	1
Unlisted securities	158	194	53	79
	160	196	55	80

In order to comply with the requirement of the National Bank Resolution Fund, Slovenian government bonds in the amount of the HRK 85 million (2019: HRK 85 million) are pledged.

e) Investment securities measured at FVOCI – debt investments

	(in HRK million)			
	GROUP		BANK	
	2020	2019	2020	2019
Corporate bonds	62	-	43	-
	62	-	43	-

PRIVREDNA BANKA ZAGREB d.d.

Notes to the financial statements (continued)**21 Financial assets held for trading**

	(in HRK million)			
	GROUP		BANK	
	2020	2019	2020	2019
Republic of Croatia bonds	1,259	1,402	1,259	1,402
Accrued interest	10	14	10	14
	1,269	1,416	1,269	1,416
<i>Listed securities</i>	<i>1,269</i>	<i>1,416</i>	<i>1,269</i>	<i>1,416</i>
	1,269	1,416	1,269	1,416

22 Derivative financial assets**a) Derivative financial assets classified as held for trading**

	(in HRK million)			
	GROUP		BANK	
	2020	2019	2020	2019
<i>Fair value:</i>				
Forward foreign exchange contracts and swaps	2	9	1	6
	2	9	1	6
<i>Notional amount:</i>				
Forward foreign exchange contracts and swaps	2,339	2,490	2,229	2,427
Interest rate contracts	26	28	-	-
	2,365	2,518	2,229	2,427

The Group uses foreign currency forward and swap contracts to manage its exposure to foreign currency risk. Interest rate cap derivative contracts are used for the purpose of interest rate risk management.

The notional amounts of certain types of financial instruments provide a basis for comparison with instruments recognised on the statement of financial position but do not necessarily indicate the amounts of future cash flows involved or the current fair value of instruments and, therefore, do not indicate the Group's exposure to credit or price risks.

PRIVREDNA BANKA ZAGREB d.d.

Notes to the financial statements (continued)**22 Derivative financial assets (continued)****b) Derivative financial assets held for hedge accounting**

	(in HRK million)			
	GROUP		BANK	
	2020	2019	2020	2019
<i>Fair value:</i>				
Interest rate swaps - micro hedge	-	6	-	-
Interest rate swaps - macro hedge	-	3	-	-
	-	9	-	-
<i>Notional amount:</i>				
Interest rate swaps - micro hedge	2,684	333	-	-
Interest rate swaps - macro hedge	1,125	77	-	-
	3,809	410	-	-

Derivative contracts held for hedge accounting are entered into for the purpose of interest-rate risk management. In financial environment of low interest rates the Group promoted its commercial activities by lunching long term loans fix interest rates. To overcome the interest rate risk interest rate swaps were made. The Group uses fair value hedge accounting techniques, where interest rate swaps hedges long-term financial assets (bonds and loans) with fixed interest rate.

c) Fair value changes of the hedged items in portfolio hedge of interest rate risk

	(in HRK million)			
	GROUP		BANK	
	2020	2019	2020	2019
Fair value changes of the hedged items in portfolio hedge of interest rate risk	77	51	-	-
	77	51	-	-

PRIVREDNA BANKA ZAGREB d.d.

Notes to the financial statements (continued)**23 Derivative financial liabilities****a) Derivative financial liabilities classified as held for trading**

(in HRK million)

	GROUP		BANK	
	2020	2019	2020	2019
<i>Fair value:</i>				
Forward foreign exchange contracts and swaps	27	5	25	2
	27	5	25	2
<i>Notional amount:</i>				
Forward foreign exchange contracts and swaps	2,364	2,484	2,254	2,421
	2,364	2,484	2,254	2,421

b) Derivative financial liabilities held for hedge accounting

(in HRK million)

	GROUP		BANK	
	2020	2019	2020	2019
<i>Fair value:</i>				
Interest rate swaps - micro hedge	133	90	-	-
Interest rate swaps - macro hedge	77	51	-	-
	210	141	-	-
<i>Notional amount:</i>				
Interest rate swaps - micro hedge	2,684	2,270	-	-
Interest rate swaps - macro hedge	1,125	1,084	-	-
	3,809	3,354	-	-

c) Fair value changes of the hedged items in portfolio hedge of interest rate risk

(in HRK million)

	GROUP		BANK	
	2020	2019	2020	2019
Fair value changes of the hedged items in portfolio hedge of interest rate risk	-	3	-	-
	-	3	-	-

PRIVREDNA BANKA ZAGREB d.d.

Notes to the financial statements (continued)**24 Loans and advances to banks****a) Analysis by type of product**

(in HRK million)

	GROUP		BANK	
	2020	2019	2020	2019
Term deposits and placements	5,116	5,000	4,951	4,614
Loans	382	305	382	214
Obligatory reserve with CBBH	734	729	-	-
Obligatory reserve with BoS	177	160	-	-
	6,409	6,194	5,333	4,828
Impairment loss allowance	(7)	(10)	(6)	(9)
	6,402	6,184	5,327	4,819

Term deposits mainly relate to short-term deposits with local and foreign banks bearing an average annual interest rate in the range of (-1.0%) and 0.8% (2019: in the range of (-1.0%) and 2.6%).

The obligatory reserve with the Bosnia and Herzegovina central bank ("CBBH") represents amounts required to be deposited with CBBH. The obligatory reserve is calculated on the basis of deposits and borrowings taken, regardless of the currency (excluding borrowings taken from foreign entities and funds from governments of Bosnia and Herzegovina entities for development projects).

The obligatory reserve with the Bank of Slovenia ("BoS") represents amounts required to be deposited with Slovenia's central bank. Mandatory reserve is maintained, relative to the volume and structure of customer deposits. The current requirement regarding the calculation of the amount to be held as mandatory reserve is 1% of time deposits and issued debt securities with maturities up to two years.

b) Movement in impairment allowance

(in HRK million)

	Note	GROUP		BANK	
		2020	2019	2020	2019
Balance at 1 January		10	9	9	9
Net remeasurement of loss allowance	14b	(3)	1	(3)	-
Balance at 31 December		7	10	6	9

PRIVREDNA BANKA ZAGREB d.d.

Notes to the financial statements (continued)**24 Loans and advances to banks (continued)****c) Geographical analysis**

	(in HRK million)			
	GROUP		BANK	
	2020	2019	2020	2019
Germany	1,681	954	1,680	954
Bosnia and Herzegovina	922	733	188	78
Republic of Croatia	746	343	982	228
Austria	516	341	516	341
France	501	664	501	664
Switzerland	455	1,057	455	1,057
Italy	349	341	7	7
Great Britain	339	617	339	617
Belgium	324	776	324	776
Netherlands	246	-	246	-
Slovenia	231	261	-	2
Norway	74	25	74	25
Other countries	25	82	21	79
	6,409	6,194	5,333	4,828
Impairment loss allowance	(7)	(10)	(6)	(9)
	6,402	6,184	5,327	4,819

As at 31 December 2020 loans and advances to banks included reverse repurchase agreements in the amount of HRK 246 million for the Group and for the Bank (2019: HRK 95 million for the Group and for the Bank). Such agreements are secured with government bonds and treasury bills. For details on sale and repurchase agreements please refer to Note 47(a).

PRIVREDNA BANKA ZAGREB d.d.

Notes to the financial statements (continued)**25 Loans and advances to customers****a) Analysis by type of customer**

<i>Loans and advances to customers at amortized cost</i>	(in HRK million)			
	GROUP		BANK	
	2020	2019	2020	2019
Retail customers	41,010	40,608	28,968	28,415
Corporate customers	26,916	24,252	15,780	13,753
Public sector and other institutions	10,865	9,376	9,151	7,788
	78,791	74,236	53,899	49,956
Impairment allowance	(3,607)	(3,562)	(2,675)	(2,700)
Loans and advances to customers net of impairment allowance	75,184	70,674	51,224	47,256
Deferred fees recognised as an adjustment to the effective yield	(102)	(115)	(54)	(68)
	75,082	70,559	51,170	47,188

<i>Loans and advances to customers at fair value through profit and loss</i>	(in HRK million)			
	GROUP		BANK	
	2020	2019	2020	2019
Corporate customers	5	6	-	-
	5	6	-	-

PRIVREDNA BANKA ZAGREB d.d.

Notes to the financial statements (continued)**25 Loans and advances to customers (continued)****b) Analysis by sector**

	(in HRK million)			
	GROUP		BANK	
	2020	2019	2020	2019
Individuals	41,010	40,608	28,968	28,415
Construction	6,426	5,620	6,050	5,089
Public administration and defence; compulsory social security	5,579	3,914	4,524	2,927
Wholesale and retail trade; repair of motor vehicles and motorcycles	5,223	5,027	2,396	2,257
Manufacturing	5,091	4,853	2,710	2,576
Transporting and storage	3,291	2,969	1,045	791
Accommodation and food service activities	2,830	2,473	2,481	2,164
Electricity, gas, steam and air conditioning supply	2,739	1,968	1,562	1,092
Real estate activities	1,126	1,048	887	906
Professional, scientific and technical activities	961	1,037	561	612
Agriculture, forestry and fishing	808	903	690	782
Financial and insurance activities	670	617	507	806
Administrative and support service activities	661	762	157	154
Information and communication	614	715	191	218
Human health and social work activities	377	330	261	224
Water supply; sewerage; waste management and remediation activities	304	232	162	167
Education	292	321	242	266
Arts, entertainment and recreation	285	357	235	286
Other services activities	221	219	110	108
Mining and quarrying	219	241	91	88
Activities of extraterritorial organisations and bodies	69	28	69	28
	78,796	74,242	53,899	49,956

Loans and advances to customers also include finance lease receivables. For a more detailed analysis of finance lease receivables please refer to Note 42 *Leases*.

PRIVREDNA BANKA ZAGREB d.d.

Notes to the financial statements (continued)**25 Loans and advances to customers (continued)****c) Collateral repossessed**

During the year, the Group foreclosed on assets previously charged to them as collateral, and thereby recognised foreclosed assets with a carrying value of HRK 0.3 million and nil for the Bank (2019: HRK 17 million Group and HRK nil for the Bank). The repossessed collateral, which the Group is in the process of selling, is disclosed as foreclosed assets within Other assets (Note 31). In general, the Group does not occupy repossessed properties for business use.

d) Sale of receivables

In 2020, the Group sold HRK 372 million gross receivable (HRK 123 million net receivable) to a third party for HRK 193 million what resulted with a release of impairment allowance of HRK 250 million and the Bank sold HRK 298 million gross receivables (HRK 91 million net receivable) for HRK 160 million what resulted with a release of specific impairment allowance of HRK 208 million. In 2019, the Group sold HRK 830 million gross receivable (HRK 293 million net receivable) to a third party for HRK 370 million what resulted with a release of impairment allowance of HRK 77 million and the Bank sold HRK 504 million gross receivables (HRK 181 million net receivable) for HRK 319 million what resulted with a release of specific impairment allowance of HRK 38 million.

26 Investments in subsidiaries and associates

	(in HRK million)			
	GROUP		BANK	
	2020	2019	2020	2019
Consolidated subsidiaries	-	-	1,934	1,934
Associates accounted for under the equity method by the Group and at cost by the Bank	65	67	28	28
	65	67	1,962	1,962
Movements				
Balance at 1 January	67	69	1,962	1,962
Share of profits from associates	10	12	-	-
Receipt of dividend	(12)	(14)	-	-
Balance at 31 December	65	67	1,962	1,962

PRIVREDNA BANKA ZAGREB d.d.

Notes to the financial statements (continued)**26 Investments in subsidiaries and associates (continued)**

The principal investments in subsidiaries and associates as at 31 December are as follows:

					2020	2019
	Residence	Identification number	ID number	Nature of business	holding %	
CONSOLIDATED SUBSIDIARIES						
PBZ Card d.o.o.	Croatia, Zagreb, Radnička cesta 44	80258649	28495895537	card services	100	100
PBZ Leasing d.o.o.	Croatia, Zagreb, Radnička cesta 44	3796540	57270798205	leasing	100	100
PBZ Nekretnine d.o.o.*				real estate agency	-	100
PBZ Stambena Štedionica d.d.	Croatia, Zagreb, Radnička cesta 44	1702785	28857005625	housing savings bank	100	100
Intesa Sanpaolo Banka d.d.	Bosnia and Herzegovina, Sarajevo, Obala Kulina bana 9a	6502000911	49307371766	credit institution	99	99
Banka Intesa Sanpaolo d.d.	Slovenia, Koper, Pristaniška ulica 14	5092221000	74655065389	credit institution	51	51
ASSOCIATES						
PBZ Croatia osiguranje d.d.	Croatia, Zagreb, Radnička cesta 44	8046496	20455535575	pension management	50	50

*As of 1 January 2020 PBZ Nekretnine was merged with PBZ Card.

PRIVREDNA BANKA ZAGREB d.d.

Notes to the financial statements (continued)**26 Investments in subsidiaries and associates (continued)**

The Group considers that its 50% investment in PBZ Croatia osiguranje dd represent investment in associates (31 December 2019: 50% investment in PBZ Croatia osiguranje) as the Group does not have control over the company. Consequently, PBZ Croatia osiguranje dd is accounted for using the equity method in the consolidated financial statements

The following table illustrates summarised financial information of the PBZ Croatia osiguranje d.d.:

	(in HRK million)	
	2020	2019
PBZ Croatia osiguranje		
Associates' statement of financial position		
Current assets	136	139
Non-current assets	1	2
Current liabilities	(4)	(5)
Non-current liabilities	(3)	(3)
Net assets of associates'	130	133
Attributable to PBZ Group	65	67
Associates' income statements		
Revenue	66	70
Expenses	(47)	(47)
Profit	19	23
Attributable to PBZ Group	10	12

Involvement in unconsolidated structured entities

The Group is involved in financing several special purpose entities that carry out various activities, such as real estate construction, tourism, etc. The Group concluded that it does not control, and therefore should not consolidate, the special purpose entities and its involvement is in all cases limited to providing finance with aim of collecting interest. Taken as a whole, the Group does not have power over the relevant activities of those entities.

PRIVREDNA BANKA ZAGREB d.d.

Notes to the financial statements (continued)**27 Intangible assets**

(in HRK million)

Group

	Goodwill	Software	Other in- tangible as- sets	Leasehold improve- ments	Assets ac- quired but not brought into use	Total
Acquisition cost						
Balance at 1 January 2019	29	953	46	303	46	1,377
Additions	-	-	-	-	171	171
Transfer into use	-	97	3	9	(109)	-
Disposals and eliminations	-	(4)	-	(8)	-	(12)
Balance at 31 December 2019	29	1,046	49	304	108	1,536
Additions	-	-	-	-	91	91
Transfer into use	-	103	1	13	(117)	-
Disposals and eliminations	-	(127)	-	(16)	-	(143)
Translation differences in respect of foreign operations	-	1	-	-	-	1
Balance at 31 December 2020	29	1,023	50	301	82	1,485
Accumulated amortisation						
Balance at 1 January 2019	15	781	38	266	-	1,100
Charge for the year	-	67	4	10	-	81
Impairment of goodwill	-	(4)	-	(8)	-	(12)
Balance at 31 December 2019	15	844	42	268	-	1,169
Charge for the year	-	58	3	8	-	69
Disposals and eliminations	-	(56)	-	(15)	-	(71)
Translation differences in respect of foreign operations	-	1	-	-	-	1
Balance at 31 December 2020	15	847	45	261	-	1,168
Carrying value						
Balance at 31 December 2019	14	202	7	36	108	367
Balance at 31 December 2020	14	176	5	40	82	317

Goodwill represents goodwill arising from the acquisition of Međimurska banka in the amount of HRK 14 million (2019: HRK 14 million), recognised as a purchased goodwill following the merger of Međimurska banka into Privredna banka Zagreb d.d. as at 1 December 2012.

PRIVREDNA BANKA ZAGREB d.d.

Notes to the financial statements (continued)**27 Intangible assets (continued)**

(in HRK million)

Bank

	Goodwill	Software	Other in- tangible assets	Leasehold improve- ments	Assets ac- quired but not brought into use	Total
Acquisition cost						
Balance at 1 January 2019	14	725	3	253	22	1,017
Additions	-	-	-	-	124	124
Disposals	-	-	(1)	(2)	-	(3)
Transfer into use	-	83	-	6	(89)	-
Balance at 31 December 2019	14	808	2	257	57	1,138
Additions	-	-	-	-	66	66
Disposals	-	(127)	-	(15)	-	(142)
Transfer into use	-	68	-	13	(81)	-
Balance at 31 December 2020	14	749	2	255	42	1,062
Accumulated amortisa- tion						
Balance at 1 January 2019	-	576	2	234	-	812
Charge for the year	-	57	-	7	-	64
Disposals	-	-	-	(2)	-	(2)
Balance at 31 December 2019	-	633	2	239	-	874
Charge for the year	-	45	-	7	-	52
Disposals	-	(55)	-	(15)	-	(70)
Balance at 31 December 2020	-	623	2	231	-	856
Carrying value						
Balance at 31 December 2019	14	175	-	18	57	264
Balance at 31 December 2020	14	126	-	24	42	206

Following the legal merger of Međimurska banka into the Bank as at 1 December 2012, the goodwill formerly arising on consolidation of Međimurska banka was transformed into purchased goodwill and recognised in the Bank's separate statement of financial position.

The Group capitalised HRK 25.4 million (2019: HRK 33.8 million) and the Bank HRK 15.3 million (2019: HRK 25.2 million) of internal costs for software development.

PRIVREDNA BANKA ZAGREB d.d.

Notes to the financial statements (continued)**28 Property and equipment**

Group	(in HRK million)					Total
	Land and buildings	Furniture and other equipment	Motor vehicles	Computer equipment	Assets acquired but not brought into use	
Acquisition cost						
Balance at 1 January 2019	1,163	567	108	530	37	2,405
Recognition of right-of-use asset on initial application of IFRS 16	212	3	11	58	-	284
Adjusted balance at 1 January 2019	1,375	570	119	588	37	2,689
Additions	-	-	-	-	189	189
Disposals	(39)	(20)	(24)	(107)	-	(190)
Transfer into use	60	37	13	83	(193)	-
Balance at 31 December 2019	1,396	587	108	564	33	2,688
Additions	-	-	-	-	168	168
Disposals	(68)	(17)	(19)	(29)	-	(133)
Transfer into use	115	34	15	22	(186)	-
Application of revaluation model: Fair value gain	170	-	-	-	-	170
Reclassified to investment property	(10)	-	-	-	-	(10)
Reclassified from foreclosed assets	51	-	-	-	-	51
Translation differences in respect of foreign operations	5	1	-	1	-	7
Balance at 31 December 2020	1,659	605	104	558	15	2,941
Accumulated depreciation						
Balance at 1 January 2019	27	527	45	469	-	1,068
Charge for the year	76	17	17	41	-	151
Disposals	(24)	(18)	(19)	(101)	-	(162)
Balance at 31 December 2019	79	526	43	409	-	1,057
Charge for the year	93	20	16	40	-	169
Impairment	15	-	-	-	-	15
Disposals	(44)	(17)	(14)	(18)	-	(93)
Translation differences in respect of foreign operations	1	1	-	1	-	3
Balance at 31 December 2020	144	530	45	432	-	1,151
Carrying value						
Balance at 31 December 2019	1,317	61	65	155	33	1,631
Balance at 31 December 2020	1,515	75	59	126	15	1,790

PRIVREDNA BANKA ZAGREB d.d.

Notes to the financial statements (continued)**28 Property and equipment (continued)**

(in HRK million)

Bank

	Land and buildings	Furniture and other equipment	Motor ve- hicles	Com- puter equip- ment	Assets ac- quired but not brought into use	Total
Acquisition cost						
Balance at 1 January 2019	543	426	1	384	35	1,389
Recognition of right-of-use as- set on initial application of IFRS 16	270	3	7	58	-	338
Adjusted balance at 1 Janu- ary 2019	813	429	8	442	35	1,727
Additions	-	-	-	-	124	124
Transfer into use	28	24	1	75	(128)	-
Disposals	(8)	(14)	(1)	(91)	-	(114)
Balance at 31 December 2019	833	439	8	426	31	1,737
Additions	-	-	-	-	137	137
Transfer into use	106	30	5	18	(159)	-
Disposals	(33)	(14)	(1)	(29)	-	(77)
Application of revaluation model: Fair value gain	83	-	-	-	-	83
Balance at 31 December 2020	989	455	12	415	9	1,880
Accumulated depreciation						
Balance at 1 January 2019	17	397	1	338	-	753
Charge for the year	61	12	2	34	-	109
Disposals	-	(14)	(1)	(85)	-	(100)
Balance at 31 December 2019	78	395	2	287	-	762
Charge for the year	73	15	2	33	-	123
Impairment	5	-	-	-	-	5
Disposals	(11)	(14)	(1)	(17)	-	(43)
Balance at 31 December 2020	145	396	3	303	-	847
Carrying value						
Balance at 31 December 2019	755	44	6	139	31	975
Balance at 31 December 2020	844	59	9	112	9	1,033

As of 31 December 2020, the Group's Land and buildings were revalued into their fair value based on the valuation of independent expert. The valuation, which confirms to International Valuation Standards, was performed by independent real estate appraiser CBRE and was determined by reference to model discounted cash flow method. Current market conditions were used as assumptions for the valuations performed.

PRIVREDNA BANKA ZAGREB d.d.

Notes to the financial statements (continued)**29 Investment property**

	(in HRK million)	
	GROUP	BANK
Acquisition cost		
Balance at 1 January 2019	7	1
Additions	-	-
Disposals	-	-
Fair value adjustment	14	-
Reclassified from non-current assets held for sale	42	1
Balance at 31 December 2019	63	2
Additions	-	-
Disposals	(9)	-
Fair value adjustment	(2)	4
Reclassified from foreclosed assets	24	24
Reclassified from property and equipment	10	-
Balance at 31 December 2020	86	30
Carrying value		
Balance at 31 December 2019	63	2
Balance at 31 December 2020	86	30

The property rental income earned by the Group and the Bank from its investment property, all of which was leased out under operating leases, amounted to HRK 8 million (2019: HRK 3 million) and HRK 0.4 million for the Bank (2019: nil) was presented within other operating income (Note 11).

PRIVREDNA BANKA ZAGREB d.d.

Notes to the financial statements (continued)**30 Non-current assets held for sale**

At 31 December 2020, the non-current assets held for sale was stated at fair value less cost to sell and comprised the following assets:

	(in HRK million)			
	GROUP		BANK	
	2020	2019	2020	2019
Property and equipment	4	24	2	16
Investment property	52	54	9	36
Foreclosed assets	9	61	2	8
	65	139	13	60

Impairment loss in the amount of HRK 21 million for the Group and HRK 13 million for the Bank was recognized in 2020.

PRIVREDNA BANKA ZAGREB d.d.

Notes to the financial statements (continued)**31 Other assets**

(in HRK million)

	GROUP		BANK	
	2020	2019	2020	2019
Foreclosed assets	98	148	29	58
Prepaid expenses	83	71	69	43
Other assets	93	9	42	30
Receivables in course of collection	14	91	5	75
Advance payments	18	1	1	-
Receivables from tax authority (except income tax)	3	-	-	-
Receivables from debtors	-	4	-	-
	309	324	146	206
Impairment	(48)	(23)	(17)	(13)
	261	301	129	193

Movement in impairment

(in HRK million)

	GROUP		BANK	
	2020	2019	2020	2019
Balance at 1 January	23	25	13	9
Net (release)/charge for the year	(1)	(2)	-	4
Fair value adjustment of foreclosed assets	10	-	7	-
Disposals	(3)	-	(3)	-
Transfer from non-current assets held for sale	19	-	-	-
Balance at 31 December	48	23	17	13

Movement in impairment on other assets is presented as part of Provisions for other items and other assets (Note 14b).

PRIVREDNA BANKA ZAGREB d.d.

Notes to the financial statements (continued)**32 Current accounts and deposits from banks**

	(in HRK million)			
	GROUP		BANK	
	2020	2019	2020	2019
Demand deposits	1,147	664	1,191	707
Term deposits	700	1,133	999	970
	1,847	1,797	2,190	1,677

33 Current accounts and deposits from customers**a) Analysis by term**

	(in HRK million)			
	GROUP		BANK	
	2020	2019	2020	2019
Demand deposits	74,210	61,954	54,117	44,808
Term deposits	25,251	27,922	19,038	21,082
	99,461	89,876	73,155	65,890

b) Analysis by source

	(in HRK million)			
	GROUP		BANK	
	2020	2019	2020	2019
Retail deposits	66,404	61,554	48,596	45,032
Corporate deposits	24,116	21,114	17,337	15,433
Public sector and other institutions	8,941	7,208	7,222	5,425
	99,461	89,876	73,155	65,890

PRIVREDNA BANKA ZAGREB d.d.

Notes to the financial statements (continued)**34 Interest-bearing borrowings and other financial liabilities**

(in HRK million)

	GROUP		BANK	
	2020	2019	2020	2019
Domestic borrowings	2,914	2,705	2,812	2,591
Foreign borrowings	2,416	2,439	470	611
Lease liabilities	262	284	318	320
Other financial liabilities	19	19	19	19
Accrued fee	17	(4)	(6)	(6)
	5,628	5,443	3,613	3,535

a) Foreign borrowings

Foreign borrowings of the Group include short-term and long-term loans received from foreign banks and non-financial institutions denominated mostly in EUR and BAM and with floating interest rates.

b) Domestic borrowings

Domestic borrowings of the Group mainly consist of loans received from the Croatian Bank for Reconstruction and Development ("HBOR") in the amount of HRK 1.8 billion (2019: HRK 1.6 billion) and Croatian National Bank in the amount of HRK 1 billion (2019: HRK 1 billion)

In accordance with the overall agreement, borrowings from HBOR are used to fund loans to customers for eligible construction and development projects at preferential interest rates.

35 Other liabilities

(in HRK million)

	GROUP		BANK	
	2020	2019	2020	2019
Items in the course of settlement and other liabilities	761	980	629	807
Credit card payables and other payables	715	1,045	36	49
Salaries and other personnel costs	134	183	97	132
	1,610	2,208	762	988

PRIVREDNA BANKA ZAGREB d.d.

Notes to the financial statements (continued)**36 Accrued expenses and deferred income**

	(in HRK million)			
	GROUP		BANK	
	2020	2019	2020	2019
Accrued expenses	200	236	100	133
Deferred income	68	77	11	14
	268	313	111	147

37 Provisions

	(in HRK million)			
	GROUP		BANK	
	2020	2019	2020	2019
Provisions for liabilities and charges	528	517	480	445
Retirement benefit obligations	22	22	-	-
	550	539	480	445

a) Provisions for liabilities and charges

Group	(in HRK million)			
	Total	Provi- sions for off-bal- ance- sheet items	Provi- sions for court cases	Provi- sions for other items
Balance as at 1 January 2020	517	234	201	82
Net (release)/charge in the income statement	28	(15)	22	21
Transfer from other liabilities	28	-	-	28
Provisions used during the year	(45)	-	(10)	(35)
Balance as at 31 December 2020	528	219	213	96
Balance as at 1 January 2019	548	337	85	126
Net (release)/charge in the income statement	78	(103)	136	45
Provisions used during the year	(109)	-	(20)	(89)
Balance as at 31 December 2019	517	234	201	82

PRIVREDNA BANKA ZAGREB d.d.

Notes to the financial statements (continued)**37 Provisions (continued)****a) Provisions for liabilities and charges (continued)**

(in HRK million)

Bank	Total	Provi- sions for off-bal- ance- sheet items	Provi- sions for court cases	Provi- sions for other items
Balance as at 1 January 2020	445	209	179	57
Net charge/(release) in the income statement	40	(12)	26	26
Transfer from other liabilities	28	-	-	28
Provisions used during the year	(33)	-	(8)	(25)
Balance as at 31 December 2020	480	197	197	86
Balance as at 1 January 2019	447	296	54	97
Net charge/(release) in the income statement	86	(87)	134	39
Provisions used during the year	(88)	-	(9)	(79)
Balance as at 31 December 2019	445	209	179	57

Provisions for off-balance-sheet items, court cases and other items are recognised in other impairment losses and provisions in the income statement (Note 14b).

Provision for off-balance-sheet items relates to specific and collective impairment provisions on credit-related contingencies as disclosed in Note 38.

As at 31 December 2020 there were several litigation cases taken against the Group. In the opinion of management, there is a probability that the Group may lose certain cases, in respect of which management has recognised provisions for court cases as at 31 December 2020 in the amount of HRK 213 million (31 December 2019: HRK 201 million) for the Group and HRK 197 million (31 December 2019: HRK 179 million), for the Bank, respectively.

The Bank and seven other large Croatian banks were jointly sued by the plaintiff CONSUMER - Croatian Union of the Consumer Protection Associations, which claimed that the defendants engaged in an unfair practice by allegedly using unfair contractual provisions on variable interest rate changed unilaterally by the banks and by linking payments in local currency to Swiss franc, without (allegedly) appropriately informing the consumers of all the risks prior to entering into a loan agreement. In September 2019 the Supreme Court of the Republic of Croatia rendered a ruling in the collective action proceedings, rejecting the appeals on points of law filed by the sued banks against the High Commercial Court ruling from 2018 and confirming the position of courts of lower instance that banks had breached collective interests and rights of consumers by incorporating unfair and null and void provisions on CHF currency clause. The opinion of the Bank's legal counsel is that the claim does not have meritorious grounds and the Bank filed an appeal against the decision reached by the Supreme Court of the Republic of Croatia, which has been rejected at the beginning of 2021.

In March 2020, the Croatian Supreme Court, within a "model case" proceedings ruled that the conversion agreements concluded between banks and borrowers under the Croatian Conversion Law of 2015 produce legal effects and are valid even in the case when the provisions of the underlying loan agreements on variable interest rate and currency clause are null and void.

In connection with the mentioned proceedings for the protection of collective interests of consumers, numerous individual proceedings have been brought by clients against the Bank despite the fact that most of them voluntarily accepted the offer to convert their CHF loans into EUR denominated loans retroactively in line with the Act on the Amendments to the Consumer Credit Act (Official Gazette 102/2015).

PRIVREDNA BANKA ZAGREB d.d.

Notes to the financial statements (continued)

37 Provisions (continued)

a) Provisions for liabilities and charges (continued)

In 2020 the number of such individual lawsuits filed against the Bank increased, anyhow at the end of 2020 the total pending cases still amounted to a few thousand. It cannot be excluded the possibility that additional lawsuits might be filed against the Bank in the future in connection with CHF loans.

The management of the Bank is reasonably confident that the amount of provisions recognized as at 31 December 2020 is adequate – according to available information - to meet the obligations arising from the claims filed so far. The evolution of the overall matter is anyhow carefully monitored in order to take appropriate initiatives, if necessary, in consistence with any future developments.

The provisions for mentioned proceedings are not disclosed, due to the possibility that such disclosure might adversely influence the Bank's position in the active legal disputes. The management of the Bank deems that the provisions are adequately calculated.

PRIVREDNA BANKA ZAGREB d.d.

Notes to the financial statements (continued)**37 Provisions (continued)****b) Retirement benefit obligation**

Group	(in HRK million)
	Retirement benefit obli- gations
Balance as at 1 January 2020	22
Net charge in the income statement	1
Provisions used during the year	(1)
Balance as at 31 December 2020	22
Balance as at 1 January 2019	22
Net charge in the income statement	1
Provisions used during the year	(1)
Balance as at 31 December 2019	22

The defined benefit scheme liabilities are measured on an actuarial basis using the book reserve method, which measures actuarial liabilities in accordance with the expected wage/salary increase from the valuation date until the foreseen retirement of the employed person. The wage/salary increase comprises promotion and inflation-related rise. Under IAS 19, the calculated current scheme liabilities are discounted using the rates equivalent to the market yields at the balance-sheet date on high quality 15-years corporate bonds that are denominated in the currency in which the benefits will be paid by the employer. For the calculation of actuarial gains and losses, the following assumptions have been used:

- The discount rate of 1.09% (2019: 0.9%), and
- Future salary increases of 2.5% p.a. from 2020 onwards (2019: 2.5%).

PRIVREDNA BANKA ZAGREB d.d.

Notes to the financial statements (continued)**38 Contingent liabilities and commitments****Credit-related contingencies and commitments**

Credit-related contingencies and commitments arise from various banking products, the primary purpose of which is to ensure that funds are available to a customer when required. Guarantees and standby letters of credit, which represent irrevocable assurances that the Group will make payments in the event that customers cannot meet their obligations to third parties, carry the same credit risk as loans and advances. Documentary and commercial letters of credit, which are written undertakings by the Group on behalf of a customer authorising a third party to draw funds on the Group up to a stipulated amount under specific terms and conditions, are collateralised by the underlying shipments of goods to which they relate and therefore have significantly lower risk. Management has assessed that a provision of HRK 219 million for the Group and HRK 197 million for the Bank (2019: HRK 234 million and HRK 209 million respectively) is sufficient to cover risks due to the default of the respective counterparties (refer to Note 47a).

The aggregate amounts of outstanding guarantees, letters of credit and other commitments at the end of the year were as follows:

	(in HRK million)			
	GROUP		BANK	
	2020	2019	2020	2019
Undrawn lending commitments	18,034	15,847	14,033	12,646
Performance guarantees	2,691	2,550	1,954	1,757
Kuna payment guarantees	432	409	433	408
Foreign currency payment guarantees	1,110	1,866	827	1,198
Foreign currency letters of credit	134	65	106	60
Other contingent liabilities	-	-	-	1
	22,401	20,737	17,353	16,070

PRIVREDNA BANKA ZAGREB d.d.

Notes to the financial statements (continued)**39 Share capital****a) Issued share capital**

Issued share capital as at 31 December 2020 amounted to HRK 1,907 million (31 December 2019: HRK 1,907 million). The total number of authorised registered shares at 31 December 2020 was 19,074,769 (2019: 19,074,769) with a nominal value of HRK 100 per share (2019: HRK 100 per share). The parent company of the Bank is Intesa Sanpaolo Holding International and the ultimate controlling party is Intesa Sanpaolo S.p.A.

The ownership structure as at 31 December 2020 and 31 December 2019 was as follows:

	31 December 2020		31 December 2019	
	Number of shares	Percentage of ownership	Number of shares	Percentage of ownership
Intesa Sanpaolo Holding International	18,591,522	97.5%	18,591,522	97.5%
Non-controlling shareholders	425,534	2.2%	418,614	2.2%
Treasury shares	57,713	0.3%	64,633	0.3%
	19,074,769	100.0%	19,074,769	100.0%

Each share has an equal proportion in the share capital of the Bank and its participating value in the share capital as well. The proportion of each share in the share capital of the Bank is determined on the basis of the number of the issued shares.

The Bank's shares are listed on the Zagreb Stock Exchange. As at 31 December 2020 the share price of the Bank's ordinary shares quoted on the Zagreb Stock Exchange was HRK 840 (31 December 2019: HRK 825).

Shares held by president of the Management Board, deputy president of the Management Board and other members of the Management Board is presented in the table below.

	(number of shares)	
	31 December 2020	31 December 2019
Dinko Lucić	483	-
Alessio Cioni	442	-
Ivan Gerovac	529	120
Andrea Pavlović	173	-
Draženko Kopljar	517	108
Darko Drozdek	320	-
Ivan Krolo	248	100

b) Share premium

The Bank recognises share premium in an amount of HRK 1,570 million (31 December 2019: HRK 1,570 million) representing the excess of the paid-in amount over the nominal value of the issued shares.

c) Treasury shares

During 2020 the treasury shares were used for remuneration of key employees of the Group. There were no movements of treasury shares during 2019.

PRIVREDNA BANKA ZAGREB d.d.

Notes to the financial statements (continued)

39 Share capital (continued)

d) Own shares held as collateral

The Bank holds 2,405 (31 December 2019: 2,405) of its own shares as collateral for loans to third parties.

e) Other reserves

Other reserves comprise legal, capital gains and treasury shares reserves.

Legal reserve

As required by the Companies Act, companies in Croatia are required to appropriate 5% of their annual net profit into legal reserves until they, together with capital reserves, reach 5% of issued share capital.

Capital gains

Capital gain is a result of transactions with treasury shares of the Bank in previous periods.

Treasury share reserve

During 2020 and 2019 the Bank did not purchase any treasury shares on the open market for its own purposes.

Translation reserves

The translation reserve comprises all foreign currency differences arising from the translation of the financial statements of foreign subsidiaries. As at 31 December 2020 translation reserve amounted to HRK 21 million (2019: HRK 47 million) for the Group.

Other revaluation reserves

Other revaluation reserves include valuation reserve of tangible assets due to the change in the accounting criteria in the year 2017 for the disclosure and measurement of functional and investment property. The valuation reserve of tangible assets in 2020 amounts to HRK 326 million for the Group (2019: HRK 198 million) and HRK 161 million for the Bank (2019: HRK 92 million).

Other reserves

The amount of other reserves for the Group includes Statutory reserves of Intesa Sanpaolo bank dd Slovenia which the Intesa Sanpaolo Bank dd Slovenia according to its Statute, creates until they achieve an amount which is fifteen times that of the Bank's registered capital stock. In each financial year, a part of the net profit that remained after any losses carried forward, legal reserves and reserves for own shares have been covered is allocated to statutory reserve.

f) Fair value reserve

Fair value reserve includes unrealised gains and losses on changes in the fair value of financial assets measured at fair value through other comprehensive income, net of income tax.

g) Retained earnings

Retained profits are generally available to shareholders, subject to their approval.

During 2020 in respect of 2019 dividend was not proposed. The amount of dividends distributed to equity holders during 2019 in respect of 2018 is HRK 72,58 per share.

h) Merger reserve

Merger reserve is a reserve arising from common control transaction and includes any difference between the consideration paid and the share capital of the acquirees.

i) Non-controlling interest

NCI are measured initially at their proportionate share of the acquiree's identifiable net assets at the date of acquisition. NCI in the amount of HRK 1,169 million (2019: HRK 1,103 million) relate to Banka Intesa Sanpaolo Slovenia and Intesa Sanpaolo Banka Bosnia and Herzegovina.

PRIVREDNA BANKA ZAGREB d.d.

Notes to the financial statements (continued)**40 Cash and cash equivalents**

The table below presents an analysis of cash and cash equivalents for the purposes of the cash flows statement:

(in HRK million)

	<i>Note</i>	GROUP		BANK	
		2020	2019	2020	2019
Cash and current accounts with banks	18	27,004	20,642	21,427	16,873
Loans and advances to banks with maturity of up to 90 days		4,875	5,592	4,920	4,534
		31,879	26,234	26,347	21,407

41 Managed funds for and on behalf of third parties

(in HRK million)

	GROUP		BANK	
	2020	2019	2020	2019
Assets under custody - investment funds	9,106	12,586	3,796	5,724
Assets under custody	6,698	5,413	6,698	5,413
Assets under portfolio management	73	486	73	212
	15,877	18,485	10,567	11,349

The Group and the Bank provide custody services to banks and customers, including investment and pension funds. These assets are accounted for separately from those of the Group and kept off-balance sheet. The Group is compensated for its services by fees chargeable to the clients.

Funds under management in the obligatory pension fund managed by the Bank's associate PBZ Croatia osiguranje dd amount to HRK 20,559 million as at 31 December 2020 (31 December 2019: HRK 19,127 million). These funds are held by a custody bank which is not a member of the Group.

PRIVREDNA BANKA ZAGREB d.d.

Notes to the financial statements (continued)**42 Leases****a) Leases as lessor**

PBZ Leasing doo and Banka Intesa Sanpaolo d.d., both members of the PBZ Group, are engaged in providing finance and operating lease arrangements to its clients of various items of vehicles, vessels, real estate and equipment in its capacity of a lessor. Net investment in finance leases as at 31 December 2020 amounted to HRK 1,150 million (31 December 2019: HRK 1,300 million) which is included within loans and advances to customers (Note 25) in the Group financial statements.

The carrying value of leased property and equipment under operating lease as at 31 December 2020 amounted to HRK 354 million (31 December 2019: HRK 352 million) and are classified within property and equipment (Note 28).

Future minimum lease payments under finance leases together with the present value of the net minimum lease payments are set out below:

Finance leases under IFRS 16

	(in HRK million)	
	2020	2019
Less than one year	473	528
Between one and two years	289	299
Between two and three years	210	215
Between three and four years	118	140
Between four and five years	60	76
More than five years	49	127
Gross investment in finance lease	1,199	1,385
Unearned finance income	(49)	(85)
Net investment in finance leasee	1,150	1,300

Operating leases under IFRS 16

	(in HRK million)	
	2020	2019
Less than one year	43	39
Between one and two years	36	35
Between two and three years	27	29
Between three and four years	22	20
Between four and five years	20	16
More than five years	69	58
Total	217	197

PRIVREDNA BANKA ZAGREB d.d.

Notes to the financial statements (continued)**42 Leases (continued)****b) Leases as lessee**

The Group and the Bank leases a number of office premises. The leases typically run for a period of 3 to five years with the option to renew the lease after that time.

The Group and the Bank also lease IT equipment. These leases are short-term and/or leases of low value items. The Group and the Bank have elected not to recognize Right of use assets and Lease liabilities for these leases.

Information about leases for which the Group and the Bank are leasee is presented below:

Right-of-use

Group	(in HRK million)					Total
	Land and buildings	Furniture and other equipment	Motor vehicles	Computer equipment	Assets acquired but not brought into use	
Balance at 1 January 2020	196	1	10	70	-	277
Depreciation charge of the year	(49)	-	3	(12)	-	(58)
Additions	88	-	1	3	-	92
Disposals	(21)	-	(1)	(11)	-	(33)
Balance at 31 December 2020	214	1	13	50	-	278
Balance at 1 January 2019	212	3	11	58	-	284
Depreciation charge of the year	(43)	(2)	(3)	(13)	-	(61)
Additions	(6)	-	2	30	-	26
Disposals	33	-	-	(5)	-	28
Balance at 31 December 2019	196	1	10	70	-	277

Bank	(in HRK million)					Total
	Land and buildings	Furniture and other equipment	Motor vehicles	Computer equipment	Assets acquired but not brought into use	
Balance at 1 January 2020	235	2	6	70	-	313
Depreciation charge of the year	(54)	-	(2)	(12)	-	(68)
Additions	93	-	4	2	-	99
Disposals	(21)	-	-	(12)	-	(33)
Balance at 31 December 2020	253	2	8	48	-	311
Balance at 1 January 2019	270	3	7	58	-	338
Depreciation charge of the year	(44)	(1)	(2)	(13)	-	(60)
Additions	16	-	1	30	-	47
Disposals	(7)	-	-	(5)	-	(12)
Balance at 31 December 2019	235	2	6	70	-	313

PRIVREDNA BANKA ZAGREB d.d.

Notes to the financial statements (continued)**42 Leases (continued)****b) Leases as lessee***Maturity analysis - Contractual undiscounted cash flows*

(in HRK million)

Group	Land and buildings	Furniture and other equipment	Motor ve- hicles	Computer equipment	Assets ac- quired but not brought into use	Total
Balance at 1 January 2020						
Less than one year	53	-	5	12	-	70
Between one and five years	142	-	5	35	-	182
More than five years	27	-	-	5	-	32
Balance at 31 December 2020	222	-	10	52	-	284
Balance at 1 January 2019	-	-	-	-	-	-
Less than one year	44	-	7	15	-	66
Between one and five years	123	1	12	47	-	183
More than five years	33	-	-	11	-	44
Balance at 31 December 2019	200	1	19	73	-	293

(in HRK million)

Bank	Land and buildings	Furniture and other equipment	Motor ve- hicles	Computer equipment	Assets ac- quired but not brought into use	Total
Balance at 1 January 2020						
Less than one year	55	1	3	12	-	71
Between one and five years	154	1	6	35	-	196
More than five years	69	-	-	5	-	74
Balance at 31 December 2020	278	2	9	52	-	341
Balance at 1 January 2019	-	-	-	-	-	-
Less than one year	47	1	5	15	-	68
Between one and five years	142	1	10	47	-	200
More than five years	77	-	-	11	-	88
Balance at 31 December 2019	266	2	15	73	-	356

PRIVREDNA BANKA ZAGREB d.d.

Notes to the financial statements (continued)**42 Leases (continued)****b) Leases as lessee***Amounts recognised in profit or loss**- under IFRS 16*

(in HRK million)

Group	Land and build- ings	Furni- ture and other equip- ment	Motor vehicles	Com- puter equip- ment	Assets acquired but not brought into use	Total
Balance at 1 January 2020						
Interest on lease liabilities	2	-	-	2	-	4
Expenses relating to short-term leases	4	4	-	-	-	8
Expenses relating to leases of low-value assets, excluding short-term leases of low-value assets	-	6	-	-	-	6
Balance at 31 December 2020	6	10	-	2	-	18
Balance at 1 January 2019	-	-	-	-	-	-
Interest on lease liabilities	2	-	-	2	-	4
Expenses relating to short-term leases	7	2	-	-	-	9
Expenses relating to leases of low-value assets, excluding short-term leases of low-value assets	8	10	-	-	-	18
Balance at 31 December 2019	17	12	-	2	-	31

(in HRK million)

Bank	Land and build- ings	Furni- ture and other equip- ment	Motor vehicles	Com- puter equip- ment	Assets ac- quired but not brought into use	Total
Balance at 1 January 2020						
Interest on lease liabilities	6	-	-	2	-	8
Expenses relating to short-term leases	2	-	-	-	-	2
Expenses relating to leases of low-value assets, excluding short-term leases of low-value assets	-	-	-	-	-	-
Balance at 31 December 2020	8	-	-	2	-	10
Balance at 1 January 2019	-	-	-	-	-	-
Interest on lease liabilities	7	-	-	2	-	9
Expenses relating to short-term leases	5	2	-	-	-	7
Expenses relating to leases of low-value assets, excluding short-term leases of low-value assets	8	-	-	-	-	8
Balance at 31 December 2019	20	2	-	2	-	24

PRIVREDNA BANKA ZAGREB d.d.

Notes to the financial statements (continued)

43 Related party transactions

The parent company of Privredna banka Zagreb d.d. and its subsidiaries is Intesa Sanpaolo Holding International which holds 97.5% of the Bank's share capital as at 31 December 2020 (97.5% as at 31 December 2019). The ultimate controlling party is Intesa Sanpaolo S.p.A. a bank incorporated in Italy. The remaining shareholders are shareholders of publicly held shares (2.2%).

The Bank considers that it has an immediate related party relationship with: its ultimate parent and its affiliates; other key shareholders and their affiliates; its subsidiaries and associates and the pension fund managed by its associate, PBZ Croatia osiguranje d.d.; Supervisory Board members, Management Board members and other executive management (together "key management personnel"), in accordance with the International Accounting standard 24 "Related party Disclosures" ("IAS 24"). The Bank grants loans to or places deposits with related parties in the ordinary course of business.

PRIVREDNA BANKA ZAGREB d.d.

Notes to the financial statements (continued)**43 Related party transactions (continued)**

The volumes of related party transactions during the year and outstanding balances at the year-end were as follows:

Group	(in HRK million)			
	Key manage- ment person- nel	Ultimate controlling party - Intesa Sanpaolo S.p.A	Associates	Other share- holders and their affiliates and affiliates of ultimate controlling party
Deposits and loans given				
Balance at 1 January 2020	10	354	-	202
Changes during the year	-	156	-	(45)
Balance at 31 December 2020	10	510	-	157
Interest income for the year ended 31 December 2020	-	2	-	-
Interest income for the year ended 31 December 2019	-	2	-	-
Deposits and loans received				
Balance at 1 January 2020	42	1,963	61	209
Changes during the year	11	(399)	10	(107)
Balance at 31 December 2020	53	1,564	71	102
Interest expense for the year ended 31 December 2020	-	(4)	-	-
Interest expense for the year ended 31 December 2019	-	-	-	-
Contingent liabilities and commitments at 31 December 2020	2	211	-	-
Contingent liabilities and commitments at 31 December 2019	-	97	-	-
Fees and other income for the year ended 31 December 2020	-	2	12	2
Fees and other income for the year ended 31 December 2019	-	2	14	7
Fees and other expense for the year ended 31 December 2020	-	(24)	-	(12)
Fees and other expense for the year ended 31 December 2019	-	(19)	-	(1)

PRIVREDNA BANKA ZAGREB d.d.

Notes to the financial statements (continued)**43 Related party transactions (continued)**

Bank	(in HRK million)				
	Key man- agement personnel	Bank's subsidiar- ies	Ultimate control- ling party - Intesa Sanpaolo S.p.A	Associ- ates	Other sharehold- ers and their affili- ates and affiliates of ultimate controlling party
Deposits and loans given					
Balance at 1 January 2020	9	620	3	-	41
Changes during the year	(1)	(87)	1	-	(40)
Balance at 31 December 2020	8	533	4	-	1
Interest income for the year ended 31 December 2020	-	9	-	-	-
Interest income for the year ended 31 December 2019	-	13	-	-	-
Deposits and loans received					
Balance at 1 January 2020	30	1,210	13	61	4
Changes during the year	9	(101)	(11)	10	39
Balance at 31 December 2020	39	1,109	2	71	43
Interest expense for the year ended 31 December 2020	-	(2)	-	-	-
Interest expense for the year ended 31 December 2019	-	(10)	-	-	-
Contingent liabilities and commitments at 31 December 2020	2	290	137	-	-
Contingent liabilities and commitments at 31 December 2019	-	191	97	-	-
Lease expense for the year ended 31 December 2020	-	(6)	-	-	-
Lease expense for the year ended 31 December 2019	-	(2)	-	-	-
Fees and other income for the year ended 31 December 2020	-	179	1	12	2
Fees and other income for the year ended 31 December 2019	-	876	1	14	7
Fees and other expense for the year ended 31 December 2020	-	(17)	(26)	-	(12)
Fees and other expense for the year ended 31 December 2019	-	(16)	(18)	-	(1)

No provisions were recognised in respect of deposits and loans given to related parties as at 31 December 2020 (31 December 2019: nil).

PRIVREDNA BANKA ZAGREB d.d.

Notes to the financial statements (continued)**43 Related party transactions (continued)***Annual key management remuneration:*

	(in HRK million)	
	BANK	
	2020	2019
Short-term benefits	63	61
- salaries paid for the current year	63	61
Long-term benefits	17	16
- paid during the current year in respect of earlier years	17	16
	80	77

Key management personnel include Management Board and senior executive directors as well as executive directors responsible for areas of strategic relevance. The total number of key management personnel of the Group as at 31 December 2020 was 55 (31 December 2019: 55).

Bonuses in 2020 were mostly paid in cash, while for 17 Risk takers bonuses also included share allocations on a deferred basis.

Share-based payments

Intesa Sanpaolo launched a long-term bonus scheme, in favour of executives holding key positions in the Group (so called Risk takers), aimed at achieving business plan objectives and increasing the value of the Intesa Sanpaolo Group.

This scheme entitles the key executives to a cash payment of variable incentive, split in cash and shares payment, where the share's payment is based on the price of entitled shares, if certain performance conditions are fulfilled. The fair value of services received from key executives is measured by reference to the fair value of the instrument granted which is based on the quoted market prices.

	Number of instruments held (in units)		The carrying amount of liabilities for cash-settled arrangements (in HRK million)	
	31 December 2020	31 December 2019	31 December 2020	31 December 2019
Awards granted	107,168	226,647	5	4

PRIVREDNA BANKA ZAGREB d.d.

Notes to the financial statements (continued)**44 Capital**

The Bank maintains an actively managed capital base to cover risks in the business. The adequacy of the Bank's capital is monitored using among other measures, the rules and ratios established by the Regulation of the European parliament on prudential requirements for credit institutions (hereafter: CRR) and Croatian National Bank in supervising the Bank.

Capital management

The primary objectives of the Bank's capital management are to ensure that the Bank complies with externally imposed capital requirements and that the Bank maintains strong credit ratings and healthy capital ratios in order to support its business and to maximise shareholder value.

The Bank manages its capital structure and makes adjustments to it in the light of changes in economic conditions and the risk characteristics of its activities. In order to maintain or adjust the capital structure, the Bank may adjust the amount of dividend payments to shareholders, return capital to shareholders or issue capital securities.

For the purposes of capital adequacy computation the Bank choose to adopt the 'static approach' which allows the bank to gradually include IFRS 9 impact in the common capital calculation as follows 5% in 2018, 15% in 2019, 30% in 2020, 50% in 2021 and 75% in 2022.

Regulatory capital and capital ratios according to EBA requirements and CNB national discretions, calculated for the Bank only (as of the date of issuance of these financial statements information on regulatory capital and risk-weighted assets and other risk elements is unaudited), are as follows:

Regulatory capital (unaudited)

	(in HRK million)	
	BANK	
	2020	2019
Issued share capital	1,907	1,907
Share premium	1,570	1,570
Treasury shares (net of share premium on treasury shares)	(12)	(18)
Retained earnings (excluding profit for the period)	10,868	8,944
Profit for the period, decreased by proposed dividend	-	1,880
Accumulated other comprehensive income	185	161
Other reserves	217	140
Deductions in accordance with EBA regulations	98	256
Common Equity Tier 1 capital (unaudited)	14,833	14,840
Additional Tier 1		-
Tier 1 capital	14,833	14,840
Tier 2 capital		-
Total regulatory capital (unaudited)	14,833	14,840
Risk weighted assets and other risk elements (unaudited)	51,158	49,634
Common Equity Tier 1 capital ratio (unaudited)	28.99%	29.90%
Tier 1 (unaudited)	28.99%	29.90%
Total capital ratio (unaudited)	28.99%	29.90%

PRIVREDNA BANKA ZAGREB d.d.

Notes to the financial statements (continued)

45 Fair values of financial assets and liabilities

Fair value represents the amount at which an asset could be exchanged or a liability settled on an arm's length basis.

Financial assets and financial liabilities at fair value through profit or loss are measured at fair value. Investment securities measured at fair value through other comprehensive income are generally measured at fair value with the exception of some equity investments which are carried at cost less impairment given that their fair value cannot be reliably measured.

a) Financial instruments measured at fair value and fair value hierarchy

The determination of fair value of financial assets and liabilities for which there is no observable market price requires the use of valuation techniques. For financial instruments that trade infrequently and have little price transparency, fair value is less objective, and for this reason, when calculating the fair value of a financial asset or liability all material risks that affect them must be identified and taken into consideration.

When measuring fair values, the Bank takes into account the IFRS fair value hierarchy that reflects the significance of the inputs used in making the measurement. Each instrument is individually evaluated. The levels are determined on the basis of the lowest level input that is significant to the fair value measurement in its entirety.

The financial instruments carried at fair value have been categorised under the three levels of the IFRS fair value hierarchy as follows:

Level 1: Instruments valued using quoted (unadjusted) prices in active markets for identical assets or liabilities; these are instruments where the fair value can be determined directly from prices which are quoted in active, liquid markets.

- These instruments include: liquid debt and equity securities traded on liquid markets, and quoted units in investment funds.

Level 2: Instruments valued using valuation techniques using observable market data. These are instruments where the fair value can be determined by reference to similar instruments trading in active markets, or where a technique is used to derive the valuation but where all inputs to that technique are observable.

- These instruments include: less-liquid debt, equity securities and derivatives valued by a model which uses Level 1 inputs.

Level 3: Instruments valued using valuation techniques using market data which is not directly observable: these are instruments where the fair value cannot be determined directly by reference to market-observable information, and some other pricing technique must be employed. Instruments classified in this category have an element which is unobservable and which has a significant impact on the fair value.

- These instruments include: illiquid debt securities and illiquid equity securities.

PRIVREDNA BANKA ZAGREB d.d.

Notes to the financial statements (continued)**45 Fair values of financial assets and liabilities (continued)****a) Financial instruments measured at fair value and fair value hierarchy (continued)**

The following table presents an analysis of financial instruments carried at fair value by the level of hierarchy:

Group	(in HRK million)							
	2020				2019			
	Level 1	Level 2	Level 3	Total	Level 1	Level 2	Level 3	Total
Derivative assets	-	2	-	2	-	18	-	18
<i>Trading assets</i>								
Government bonds	1,269	-	-	1,269	1,416	-	-	1,416
Total	1,269	-	-	1,269	1,416	-	-	1,416
<i>Investment securities</i>								
Government bonds and treasury bills	3,233	7,529	-	10,762	2,922	7,398	-	10,320
Bank's bonds	-	211	-	211	-	325	-	325
Corporate bonds	-	62	-	62	-	-	-	-
Equities	169	6	23	198	95	112	28	235
Total	3,402	7,808	23	11,233	3,017	7,835	28	10,880
Financial assets	4,597	7,884	23	12,504	4,433	7,853	28	12,314
Derivative financial liabilities	-	210	-	210	-	144	-	144
Financial liabilities	-	210	-	210	-	144	-	144

PRIVREDNA BANKA ZAGREB d.d.

Notes to the financial statements (continued)**45 Fair values of financial assets and liabilities (continued)****a) Financial instruments measured at fair value and fair value hierarchy (continued)**

Bank	(in HRK million)							
	2020				2019			
	Level 1	Level 2	Level 3	Total	Level 1	Level 2	Level 3	Total
Derivative assets	-	1	-	1	-	6	-	6
<i>Trading assets</i>								
Government bonds	1,269	-	-	1,269	1,416	-	-	1,416
Total	1,269	-	-	1,269	1,416	-	-	1,416
<i>Investment securities</i>								
Government bonds and treasury bills	1,448	7,239	-	8,687	1,045	7,028	-	8,073
Corporate bonds	-	43	-	43				
Equities	65	-	21	86	17	76	21	114
Total	1,513	7,282	21	8,816	1,062	7,104	21	8,187
Financial assets	2,782	7,283	21	10,086	2,478	7,110	21	9,609
Derivative financial liabilities	-	25	-	25	-	2	-	2
Financial liabilities	-	25	-	25	-	2	-	2

PRIVREDNA BANKA ZAGREB d.d.

Notes to the financial statements (continued)

45 Fair values of financial assets and liabilities (continued)

a) Financial instruments measured at fair value and fair value hierarchy (continued)

During 2020, no transfers from Level 1 to Level 2 or from Level 2 to Level 1 occurred, as there were no changes to the methodology used in determining levels of the fair value hierarchy, while the market activity of financial instruments in the Group's portfolios remained unchanged.

The existence of published prices quotations in an active market is the best evidence of fair value and these quoted prices (Effective Market Quotes) shall therefore be used as the primary method for measuring financial assets and liabilities in the trading portfolio. If the market for a financial instrument is not active, the Group determines the fair value by using a valuation technique. Valuation techniques include:

- using market values which are indirectly connected to the instrument being measured, deriving from products with similar risk characteristics (Comparable Approach);
- valuations conducted using (even only in part) inputs not deriving from parameters observable on the market, for which estimates and assumptions formulated by the assessor are used (Mark-to-Model).

Given the uncertainties of the domestic market, primarily characterised by low liquidity where market conditions do not show active trading but rather inactive, the Group primarily uses valuation techniques based on the following principles:

- Used yield curves are created from interest rate quotations observed on the market;
- An appropriate yield curve (the one that is associated with the same currency in which the security, whose price is modelled, is denominated) is used in discounting of all the security's cash flows in order to determine its present value;
- In determining the fair value of bonds issued by corporate issuers and municipality bonds, the Group additionally uses the spreads associated with the internal credit rating of the issuer, which is then added to the yield curve for valuation thus capturing credit risk and various other counterparty related risks. Estimates for unobservable input was 4.15%. Significant increases in those inputs would result in lower fair values, while significant reduction would result in higher fair values. Considering the relatively small size of the financial instruments classified as Level 3, changing one or more of the assumptions would have insignificant effects on the overall financial statements.

PRIVREDNA BANKA ZAGREB d.d.

Notes to the financial statements (continued)**45 Fair values of financial assets and liabilities (continued)****a) Financial instruments measured at fair value and fair value hierarchy (continued)**

The following table presents a reconciliation from the beginning balances to the ending balances from fair value measurements in Level 3 of the fair value hierarchy.

(in HRK million)

	GROUP		BANK	
	Investment securities	Equities	Investment securities	Equities
Balance at 1 January 2020	-	28	-	21
Total gains or losses:	-	-	-	-
<i>in profit or loss</i>	-	-	-	-
<i>in OCI</i>	-	-	-	-
Purchases	-	-	-	-
Sale	-	-	-	-
Settlements	-	-	-	-
Transfer out of Level 3	-	(5)	-	-
Balance at 31 December 2020	-	23	-	21

(in HRK million)

	GROUP		BANK	
	Investment securities	Equities	Investment securities	Equities
Balance at 1 January 2019	-	34	-	21
Total gains or losses:	-	3	-	-
<i>in profit or loss</i>	-	3	-	-
<i>in OCI</i>	-	-	-	-
Purchases	-	-	-	-
Sale	-	(9)	-	-
Settlements	-	-	-	-
Transfer in to Level 3	-	-	-	-
Balance at 31 December 2019	-	28	-	21

PRIVREDNA BANKA ZAGREB d.d.

Notes to the financial statements (continued)**45 Fair values of financial assets and liabilities (continued)****b) Financial instruments not measured at fair value**

The following table sets out the fair values of financial instruments not measured at fair value for the Group and the Bank and analyses them by the level in the fair value hierarchy into which each fair value measurement is categorised.

Group	(in HRK million)				
	Level 1	Level 2	Level 3	Total fair values	Total carrying amount
31 December 2020					
Assets					
Cash and current accounts with banks	-	-	27,004	27,004	27,004
Balances with CNB	-	-	4,035	4,035	4,035
Loans and advances to banks	-	-	6,402	6,402	6,402
Loans and advances to customers	-	-	76,364	76,364	75,082
Investment securities measured at amortised cost	-	-	455	455	445
Liabilities					
Current accounts and deposits from banks	-	1,847	-	1,847	1,847
Current accounts and deposits from customers	-	99,592	-	99,592	99,461
Interest-bearing borrowings and other financial liabilities	-	5,686	-	5,686	5,628
31 December 2019					
Assets					
Cash and current accounts with banks	-	-	20,642	20,642	20,642
Balances with CNB	-	-	4,901	4,901	4,901
Loans and advances to banks	-	-	6,184	6,184	6,184
Loans and advances to customers	-	-	71,897	71,897	70,559
Investment securities measured at amortised cost	-	-	546	546	537
Liabilities					
Current accounts and deposits from banks	-	1,797	-	1,797	1,797
Current accounts and deposits from customers	-	90,125	-	90,125	89,876
Interest-bearing borrowings and other financial liabilities	-	5,515	-	5,515	5,443

PRIVREDNA BANKA ZAGREB d.d.

Notes to the financial statements (continued)**45 Fair values of financial assets and liabilities (continued)****b) Financial instruments not measured at fair value (continued)**

Bank	(in HRK million)				
	Level 1	Level 2	Level 3	Total fair values	Total carrying amount
31 December 2020					
Assets					
Cash and current accounts with banks	-	-	21,427	21,427	21,427
Balances with CNB	-	-	4,035	4,035	4,035
Loans and advances to banks	-	-	5,327	5,327	5,327
Loans and advances to customers	-	-	52,512	52,512	51,170
Investment securities measured at amortised cost	-	-	426	426	423
Liabilities					
Current accounts and deposits from banks	-	2,190	-	2,190	2,190
Current accounts and deposits from customers	-	73,260	-	73,260	73,155
Interest-bearing borrowings and other financial liabilities	-	3,719	-	3,719	3,613
31 December 2019					
Assets					
Cash and current accounts with banks	-	-	16,873	16,873	16,873
Balances with CNB	-	-	4,901	4,901	4,901
Loans and advances to banks	-	-	4,819	4,819	4,819
Loans and advances to customers	-	-	48,444	48,444	47,188
Investment securities measured at amortised cost	-	-	514	514	505
Liabilities					
Current accounts and deposits from banks	-	1,677	-	1,677	1,677
Current accounts and deposits from customers	-	66,058	-	66,058	65,890
Interest-bearing borrowings and other financial liabilities	-	3,609	-	3,609	3,535

PRIVREDNA BANKA ZAGREB d.d.

Notes to the financial statements (continued)

45 Fair values of financial assets and liabilities (continued)

b) Financial instruments not measured at fair value (continued)

The following methods and assumptions have been made in estimating the fair value of financial instruments:

- There are no significant differences between carrying value and fair value of cash and current accounts with banks and balances with the Croatian National Bank given the short maturity of such assets.
- Loans and advances to banks and customers are presented net of impairment allowance. The estimated fair value of loans and advances represents the discounted amount of the estimated future cash flows expected to be received. Expected future cash flows are discounted at current market rates. Valuation of performing and non-performing loans includes estimation and is therefore classified as Level 3 in fair value hierarchy. Expected future impairment losses are not taken into account. The fair value of debt securities classified as loans and receivables, representing Croatian Government bonds, is measured using valuation techniques based on the yield curves created from interest rate quotations observed on the market and are consequently classified as Level 2 in the fair value hierarchy, while fair value of other debt securities classified as loans and receivables is measured using spreads associated with internal credit ratings of the issuers and these securities are classified as Level 3 in the fair value hierarchy.
- The estimated fair value of fixed-interest term deposits is based on the expected cash flows discounted using current market rates. For demand deposits and deposits with no defined maturity, the fair value is determined to be the amount payable on demand. The value of customer relationships has not been taken into account. Deposits and loans received are classified as Level 2 in the fair value hierarchy since the parameters used in valuation are market observable.
- The majority of interest-bearing borrowings carry floating interest rates which are linked to market and repriced regularly. As such, the management believes that their carrying values approximate their fair values.

PRIVREDNA BANKA ZAGREB d.d.

Notes to the financial statements (continued)

46 Financial information by segment

The following tables present information on the Group's result of each reportable business segment.

The segment reporting format is based on business segments as the Group's risks and rates of return are affected predominantly by differences in the products and services produced.

The operating businesses are organised and managed separately according to the nature of the products and services provided, with each segment representing a strategic segment unit that offers different products and serve different markets. Intersegment income and expenses are based on current market prices.

For management purposes, the Bank is organised into 3 operating segments based on products and services accompanied with a central supporting structure. This segmentation follows the organisational structure as reflected in internal management reporting systems, which are the basis for assessing the financial performance of the business segments and for allocating resources to the business segments.

Retail banking: Individual customers' savings and deposits, current accounts and overdrafts, all types of consumer loans, credit cards facilities and other facilities to individual customers

Corporate banking: Loans and other credit facilities as well as deposit and current accounts for corporate and institutional customers including medium-term funding, public sector, government agencies and municipalities as well as small and medium sized enterprises

Finance banking: Treasury operations as well as investment banking services including corporate finance, merger and acquisition services and trading

Central structure: All other residual activities, including fund management activities

Furthermore, the management of the Bank monitors performance of its subsidiaries on an individual basis. However, for the purpose of presentation of the operating segments, Intesa Sanpaolo Banka dd and Banka Intesa Sanpaolo Slovenia are included in the operating segments, other subsidiaries have been grouped into one segment with the exception of PBZ Card that is presented separately. In that context, the following tables present overall financial information for the Bank and the Group by segment.

Items of the income statement in the presented tables on segment information for the Bank and the Group are generally in the format and of classification criteria suited for management reporting purposes. Therefore, the disclosed segments have been reconciled to the financial statements prepared in accordance with IFRS. This reconciliation also includes consolidation adjustments in the Group segment report. Segment assets and segment liabilities for management reporting purpose are stated gross of provisions and other allowances unlike the disclosure criteria in the financial statements where assets and liabilities are presented net of provisions, deferred fees and other tax and non-tax allowances. In that context, reconciliation to the financial statements has reflected such offsetting.

PRIVREDNA BANKA ZAGREB d.d.

Notes to the financial statements (continued)**46 Financial information by segment (continued)****Information about business segments**

Group	(in HRK million)								
	Corporate banking	Retail banking	Finance banking	Central Structure	PBZ Card	Other subsidiaries	Managerial financial statements	Reconciliation to financial statements	Financial statements
As of and for the year ended 31 December 2020									
Net interest income	701	1,598	186	98	6	27	2,616	-	2,616
Net commission income/(expense)	440	516	14	-	407	6	1,383	-	1,383
Net profit/(loss) from trading and dividend and other operating income	24	59	54	3	(121)	52	71	227	298
Operating income	1,165	2,173	254	101	292	85	4,070	227	4,297
Operating expenses	(402)	(1,019)	(49)	(278)	(141)	(44)	(1,933)	(465)	(2,398)
Operating profit	763	1,154	205	(177)	151	41	2,137	(238)	1,899
Impairments and provisions	(234)	(283)	(1)	(38)	(85)	(7)	(648)	41	(607)
Profit before tax	529	871	204	(215)	66	34	1,489	(197)	1,292
Total segment assets	38,653	37,655	45,094	8,778	2,125	21,005	153,310	(24,987)	128,323
Total segment liabilities	37,661	66,606	4,243	4,235	1,345	1,725	115,815	(6,118)	109,697
Capital expenditure	10	5	-	73	1	11	100	-	100

PRIVREDNA BANKA ZAGREB d.d.

Notes to the financial statements (continued)**46 Financial information by segment (continued)****Information about business segments (continued)**

Group	(in HRK million)								
	Corporate banking	Retail banking	Finance banking	Central Structure	PBZ Card	Other subsidiaries	Managerial financial statements	Reconciliation to financial statements	Financial statements
As of and for the year ended 31 December 2019									
Net interest income	806	1,695	151	101	17	43	2,813	-	2,813
Net commission income/(expense)	416	600	3	2	566	17	1,604	(61)	1,543
Net profit/(loss) from trading and dividend and other operating income	86	107	105	32	(176)	65	219	345	564
Operating income	1,308	2,402	259	135	407	125	4,636	284	4,920
Operating expenses	(413)	(1,066)	(52)	(261)	(138)	(56)	(1,986)	(431)	(2,417)
Operating profit	895	1,336	207	(126)	269	69	2,650	(147)	2,503
Impairments and provisions	(95)	(61)	(5)	(145)	(65)	15	(356)	(39)	(395)
Profit before tax	800	1,275	202	(271)	204	84	2,294	(186)	2,108
Total segment assets	34,446	36,614	38,788	9,267	2,314	2,322	123,751	(5,834)	117,917
Total segment liabilities	33,536	61,601	3,414	4,240	1,646	1,910	106,347	(5,852)	100,495
Capital expenditure	4	25	-	85	2	14	130	-	130

PRIVREDNA BANKA ZAGREB d.d.

Notes to the financial statements (continued)**46 Financial information by segment (continued)****Information about business segments (continued)**

Bank	(in HRK million)						
	Corporate banking	Retail banking	Finance banking	Central Structure	Managerial financial statements	Reconciliation to financial statements	Financial statements
As of and for the year ended 31 December 2020							
Net interest income	489	1,233	228	98	2,048	-	2,048
Net commission income	355	332	11	-	698	-	698
Net profit/(loss) from trading and dividend and other operating income	74	72	36	(13)	169	128	297
Operating income	918	1,637	275	85	2,915	128	3,043
Operating expenses	(369)	(810)	(42)	(62)	(1,283)	(271)	(1,554)
Operating profit	549	827	233	23	1,632	(143)	1,489
Impairments and provisions	(231)	(176)	6	(42)	(443)	(12)	(455)
Profit before tax	318	651	239	(19)	1,189	(155)	1,034
Total segment assets	26,169	28,166	38,770	7,539	100,644	(4,720)	95,924
Total segment liabilities	31,139	48,207	2,819	2,928	85,093	(4,720)	80,373
Capital expenditure	10	5	-	74	89		89

PRIVREDNA BANKA ZAGREB d.d.

Notes to the financial statements (continued)**46 Financial information by segment (continued)****Information about business segments (continued)**

Bank	(in HRK million)						
	Corporate banking	Retail banking	Finance banking	Central Structure	Managerial financial statements	Reconciliation to financial statements	Financial statements
As of and for the year ended 31 December 2019							
Net interest income	574	1,339	175	101	2,189	-	2,189
Net commission income	333	409	(1)	-	741	(64)	677
Net profit/(loss) from trading and dividend and other operating income	133	774	98	(7)	998	134	1,132
Operating income	1,040	2,522	272	94	3,928	70	3,998
Operating expenses	(386)	(851)	(43)	(36)	(1,316)	(191)	(1,507)
Operating profit	654	1,671	229	58	2,612	(121)	2,491
Impairments and provisions	(141)	(8)	(3)	(161)	(313)	(32)	(345)
Profit before tax	513	1,663	226	(103)	2,299	(153)	2,146
Total segment assets	23,076	27,600	34,162	7,273	92,111	(4,671)	87,440
Total segment liabilities	27,803	44,960	1,761	2,925	77,449	(4,670)	72,779
Capital expenditure	4	25	-	85	114	-	114

PRIVREDNA BANKA ZAGREB d.d.

Notes to the financial statements (continued)**46 Financial information by segment (continued)****Geographical segment information**

(in HRK million)

	GROUP	
	2020	2019
Operating income	4,379	4,920
Croatia	3,532	4,004
Slovenia	503	557
Bosnia and Herzegovina	344	359
Non-current assets*	2,259	2,200
Croatia	1,784	1,713
Slovenia	363	366
Bosnia and Herzegovina	112	121
Capital expenditure	100	130
Croatia	90	116
Slovenia	6	8
Bosnia and Herzegovina	4	6

* Includes property and equipment, intangible assets, investment property and non current assets held for sale.

Geographical segmentation is based on the domicile of Group subsidiaries.

PRIVREDNA BANKA ZAGREB d.d.

Notes to the financial statements (continued)

47 Financial risk management policies

This section provides details of the Group's exposure to risks and describes the methods used by the management to identify, measure and manage risks. The most important types of financial risk to which the Group is exposed are credit risk, liquidity risk, market risk and operational risk. Market risk includes currency risk, interest rate risk and equity price risk.

An integrated system of risk management has been established at the Group level by introducing a set of policies and procedures, determining the limits of risk levels acceptable to the Group and monitoring their implementation. With particular reference to risk taking preferences, the Group defines its risk appetite through Risk Appetite Framework (RAF), i.e. set of strategic key limits ensuring stability of the Group in the upcoming period and beyond.

Accepted management principles of risk management have been implemented in all subsidiaries.

a) Credit risk

The Group is subject to credit risk through its trading, lending and investing activities and in cases where it acts as an intermediary on behalf of customers or other third parties or issues guarantees. The risk that counterparties to both derivative and other instruments might default on their obligations is monitored on an ongoing basis. To manage the level of credit risk, the Group deals with counterparties of good credit standing, and when appropriate, obtains collateral.

The Group's primary credit risk exposure arises through its loans and advances to customers. The amount of credit exposure in this regard is represented by the carrying amounts of the assets in the statement of financial position. In addition, the Group is exposed to off-balance-sheet credit risk through commitments to extend credit and guarantees issued – as disclosed in Note 38.

Lending commitments, including those based on guarantees issued by the Group that are contingent upon customers maintaining specific standards (including the solvency position of customers not worsening), represent liabilities that can be revoked. Irrevocable liabilities are based on undrawn but approved loans and approved overdrafts because these liabilities are the result of terms determined by loan contracts.

Guarantees and approved letters of credit that commit the Group to make payments on behalf of customers in the event of a specific act carry the same credit risk as loans. Standby letters of credit, which represent written guarantees of the Group in a client's name such that a third party can withdraw funds up to the preapproved limit, are covered by collateral, being the goods for which they were issued. The credit risk for this type of product is significantly lower than for direct loans.

Exposure to credit risk has been managed in accordance with the Group's policies and with the regulatory requirements of the Croatian National Bank. Credit exposures to portfolios and individual group exposures are reviewed on a regular basis against the limits set. Breaches are reported to the appropriate bodies and personnel within the Bank authorised to approve them. Any substantial increases in credit exposure are authorised by the Credit Committee. The Credit Risk Governance Committee monitors changes in the credit-worthiness of credit exposures and reviews them for any proposed expected credit losses. Credit risk assessment is continuously monitored and reported, thus enabling an early identification of increase in credit risk or default in the credit portfolio. The Group continually applies prudent methods and models used in the process of credit risk assessment.

The Group is also continuously developing internal models compliant with an internal ratings-based approach ("IRB"), as prescribed by the Capital Requirement Regulation (EU Regulation 575/2013) and supplementing legislation, in order to quantify:

- default risk expressed in terms of internal rating which is periodically assigned to corporate and retail customers and quantified as probability of default (PD models);
- loss given default as an estimate of potential losses in the event of default, given the characteristics of the transaction and present collateral (LGD models).

Internal models are deeply embedded into credit processes and underwriting policies where they determine characteristics of the transaction such as lending limit, required collateral and price as well as an appropriate decision level within an internal scheme of delegation of powers. Furthermore, internal models are also used for calculation of an adequate level of internal capital (ICAAP) and within the stress testing framework.

PRIVREDNA BANKA ZAGREB d.d.

Notes to the financial statements (continued)**47 Financial risk management policies (continued)****a) Credit risk (continued)****Maximum exposure to credit risk**

The table below presents the maximum exposure to credit risk for the components of the statement of financial position. The maximum exposure is presented net of impairment allowance before the effect of mitigation through collateral agreements.

		(in HRK million)			
		GROUP		BANK	
<i>Notes</i>		2020	2019	2020	2019
Cash and current accounts with banks (excluding cash in hand)	18	23,514	17,038	19,264	14,964
Balances with the Croatian National bank	19	4,035	4,901	4,035	4,901
Financial assets held for trading (excluding equities and investments in funds)	21	1,269	1,416	1,269	1,416
Derivative financial assets	22	2	18	1	6
Fair value changes of the hedged items in portfolio hedge of interest rate risk	22	77	51	-	-
Loans and advances to banks	24	6,402	6,184	5,327	4,819
Loans and advances to customers	25	75,087	70,565	51,170	47,188
Investment securities (w/o equities)	20	11,418	11,182	9,110	8,578
Other assets (excluding foreclosed assets and prepaid expenses)	31	80	82	31	92
Total		121,884	111,437	90,207	81,964
Contingent liabilities and commitments	38	22,401	20,737	17,353	16,070
Total credit risk exposure		144,285	132,174	107,560	98,034

Where financial instruments are recorded at fair value, the amounts presented above represent the credit risk exposure at the reporting date but not the maximum risk exposure that could arise in the future as a result of changes in fair values.

PRIVREDNA BANKA ZAGREB d.d.

Notes to the financial statements (continued)

47 Financial risk management policies (continued)

a) Credit risk (continued)

Collateral held and other credit enhancements

In terms of credit risk mitigation, the Group's policy is to require suitable collateral to be provided by certain customers prior to the disbursement of approved loans. The Group approves a facility if there are two independent and viable repayment sources – cash flows generated by the borrower's activity and security instruments/collateral. The main types of collateral obtained are as follows:

- cash deposit for which the agreement stipulates that the Bank shall have the right to use the cash deposit for debt recovery and that the depositor may not use this deposit until the final settlement of all obligations under the approved facility;
- guarantee of the Government of the Republic of Croatia;
- pledge of securities issued by the Republic of Croatia or the Croatian National Bank;
- irrevocable guarantee or super guarantee issued by a domestic or foreign bank with adequate credit rating with the conditions of "payable on first demand" or "without objections" or similar;
- credit insurance policy issued by the Croatian Bank for Reconstruction and Development;
- credit insurance policy issued by an appropriate insurance company in accordance with the internal regulations of the Bank;
- pledge of units in investment funds managed by PBZ Invest;
- mortgage/lien/fiduciary transfer of ownership of property, movable property or securities of other issuers.

In general, a quality security instrument is an instrument with characteristics that provide a reasonable estimate of the Group's ability to recover its receivables secured by that instrument (in case of its activation), through market or court mechanisms, within a reasonable period of time. Management monitors the market value of collateral, requests additional collateral in accordance with the underlying agreement, and monitors the market value of collateral obtained during its regular review of the adequacy of the allowance for provision for expected credit losses.

The majority of housing loans are secured by mortgages over residential property. A significant part of the corporate portfolio is secured by mortgages over different types of commercial property.

The Republic of Croatia has in the past issued guarantees for the repayment of loans and advances to qualifying customers in certain key industries which were provided for by the state budget. In addition, the Republic of Croatia has issued guarantees for a certain number of the Bank's loans and off-balance-sheet credit risks.

The support and guarantee of the Republic of Croatia was taken into consideration when determining the level of impairment loss required against loans and off-balance-sheet credit risk exposure to certain entities.

Total Group balance-sheet and off-balance-sheet credit risks guaranteed by the Republic of Croatia or repayable from the state budget amounted to HRK 4,748 million (2019: HRK 4,877 million). Exposure to Croatian municipalities is included in the above analysis. The following table sets out the appraised value of collateral for loans and receivables to customers.

PRIVREDNA BANKA ZAGREB d.d.

Notes to the financial statements (continued)**47 Financial risk management policies (continued)****a) Credit risk (continued)****Collateral held and other credit enhancements (continued)***Analysis by type of collateral for loans and advances to customers at amortized cost*

Group	(in HRK million)			
	2020		2019	
	Net loans	Appraised value of collateral	Net loans	Appraised value of collateral
Residential Real Estate	15,628	33,745	15,140	31,793
Commercial Real Estate	10,043	31,462	10,613	26,327
Other Real Estate	1,893	4,298	467	1,507
Real Estate	27,564	69,505	26,220	59,627
First Rate Guarantees	6,403	9,088	6,260	6,432
<i>Central Government</i>	5,323	7,000	5,848	6,002
<i>Local Government</i>	193	263	107	121
<i>Banks</i>	887	1,825	305	309
Other Guarantees	1,811	3,708	1,539	1,754
Guarantees	8,214	12,796	7,799	8,186
Loan Insurance	1,201	1,545	1,560	1,971
Life Insurance	1,478	2,070	1,496	1,713
Deposits	336	489	393	535
Shares	39	58	167	555
Bonds	183	197	250	279
Funds	1	1	1	2
Other	1,440	3,273	1,448	3,198
Other Collaterals	4,678	7,633	5,315	8,253
Total	40,456	89,934	39,334	76,066
Unsecured loans	34,728	-	31,340	-
Total	75,184	89,934	70,674	76,066

PRIVREDNA BANKA ZAGREB d.d.

Notes to the financial statements (continued)**47 Financial risk management policies (continued)****a) Credit risk (continued)**

Bank	(in HRK million)			
	2020		2019	
	Net loans	Appraised value of collateral	Net loans	Appraised value of collateral
Residential Real Estate	10,762	21,559	10,289	21,298
Commercial Real Estate	6,817	16,427	6,175	15,819
Other Real Estate	1,543	3,217	365	1,260
Real Estate	19,122	41,203	16,829	38,377
First Rate Guarantees	4,251	4,369	4,422	4,591
<i>Central Government</i>	4,020	4,049	4,308	4,462
<i>Local Government</i>	190	261	100	113
<i>Banks</i>	41	59	14	16
Other Guarantees	548	674	213	400
Guarantees	4,799	5,043	4,635	4,991
Loan Insurance	313	605	310	585
Life Insurance	456	494	475	512
Deposits	205	333	203	313
Shares	21	26	116	325
Bonds	183	197	250	279
Funds	1	1	1	2
Other	804	1,492	794	1,678
Other Collaterals	1,983	3,148	2,149	3,694
Total	25,904	49,394	23,613	47,062
Unsecured loans	25,320	-	23,643	-
Total	51,224	49,394	47,256	47,062

PRIVREDNA BANKA ZAGREB d.d.

Notes to the financial statements (continued)

47 Financial risk management policies (continued)

a) Credit risk (continued)

Refinanced loans

Loan refinancing is done for clients where the focus of the business relationship has shifted from regular payment to mitigating losses on lending exposure at a stage when legal action for mitigating losses is not yet needed. The goal is timely identification of clients where refinancing would enable them to continue in business and to mitigate or prevent further losses for the Group.

Refinancing activities are based on cooperation with other organisational parts of the Group, which identify clients/exposures that are the subject of refinancing and include: supporting of sales staff in defining the appropriate refinancing strategy, analysing refinancing applications, suggesting measures and making recommendations for refinancing, monitoring progress, monitoring the portfolio, assessing the level of impairment and the Group's proposing measures that would improve collateral coverage in order to strengthen its position in the collection of receivables.

All restructurings and rescheduling have been marked with forbearance flag in line with relevant regulation. Compared to the end of 2019, forbore portfolio exposure of the Group slightly increased in volume by 3.9% in 2020, amounting to HRK 2,108 million (2019: HRK 2,029 million). Provisions coverage of forbore portfolio as of 31 December 2020 was 32.4% (2019: 37.8%). Forborne performing portfolio exposure has declined in volume by 9.2% and amounted to HRK 631 million, (2019: HRK 695 million), while forbore NPL portfolio exposure has increased in volume by 10.7% (amounting to HRK 1,477 million, 2019: HRK 1,334 million).

The Group is also continuously improving collection and workout processes (problem loan management framework) by introducing new application support boosting process efficiency and developing new collection strategies in the form of tailor-made products and offers to retail customers, refinancing standards and support for corporate clients, and finally sale of assets where further collection is deemed immaterial and therefore not appropriate/efficient to be executed within the Group.

Credit quality analysis

The following table sets out information about the credit quality of financial assets measured at amortised cost and FVOCI debt investments. Unless specifically indicated, for financial assets, the amounts in the table represent gross carrying amounts. For loan commitments and financial guarantee contracts, the amounts in the table represent the amounts committed or guaranteed, respectively

Credit risk of financial assets and loan commitments and financial guarantee contracts is presented using internal classifications for the credit risk.

The Group internally classifies the loan exposures into the following risk categories:

- Standard monitoring: the client is timely servicing its liabilities and there and the exposure is not classified as credit-impaired;
- Special monitoring: clients are analysed in detail within Proactive Credit Management (PCEM) office where individual client's strategies have been defined, implemented and their execution is closely monitored. In addition to corporate clients, Bank adopted monitoring of retail clients on portfolio level within PCEM office.
- Doubtful: exposures to borrowers being effectively insolvent (although not yet legally) or in comparable status, regardless of any loss forecasts made by the Group;
- Unlikely to pay: exposures to borrowers which are experiencing financial or economic difficulties that are expected to be overcome in a reasonable period of time;
- Past due impaired: exposures other than those classified as unlikely to pay or doubtful that are past due for more than 90 days on a continuous basis above the established threshold.

PRIVREDNA BANKA ZAGREB d.d.

Notes to the financial statements (continued)**47 Financial risk management policies (continued)****a) Credit risk (continued)***Credit quality analysis (continued)*

(in HRK million)

Group

	12-month ECL	Lifetime ECL not credit - impaired	Lifetime ECL credit - impaired	Pur- chased credit – impaired	Total
2020					
Loans and advances to banks at amortised cost					
Standard monitoring	6,406	-	-	-	6,406
Doubtful	-	-	3	-	3
Loss allowance	(4)	-	(3)	-	(7)
Carrying amount	6,402	-	-	-	6,402
Loans and advances to customers at amortised cost					
Standard monitoring	68,358	3,663	-	25	72,046
Special monitoring	-	2,368	-	-	2,368
Past due impaired	-	-	385	1	386
Unlikely to pay	-	-	1,986	21	2,007
Doubtful	-	-	1,954	30	1,984
Loss allowance	(592)	(524)	(2,461)	(30)	(3,607)
Carrying amount	67,766	5,507	1,864	47	75,184
2019					
Loans and advances to banks at amortised cost					
Standard monitoring	5,819	372	-	-	6,191
Doubtful	-	-	3	-	3
Loss allowance	(2)	(5)	(3)	-	(10)
Carrying amount	5,817	367	-	-	6,184
Loans and advances to customers at amortised cost					
Standard monitoring	64,233	4,575	-	30	68,838
Special monitoring	34	1,209	-	-	1,243
Past due impaired	-	-	227	1	228
Unlikely to pay	-	-	1,717	13	1,730
Doubtful	-	-	2,195	2	2,197
Loss allowance	(563)	(470)	(2,525)	(4)	(3,562)
Carrying amount	63,704	5,314	1,614	42	70,674

PRIVREDNA BANKA ZAGREB d.d.

Notes to the financial statements (continued)**47 Financial risk management policies (continued)****a) Credit risk (continued)***Credit quality analysis (continued)*

(in HRK million)

Bank

	12-month ECL	Lifetime ECL not credit - impaired	Lifetime ECL credit - impaired	Pur- chased credit – impaired	Total
2020					
Loans and advances to banks at amortised cost					
Standard monitoring	5,330	-	-	-	5,330
Doubtful	-	-	3	-	3
Loss allowance	(3)	-	(3)	-	(6)
Carrying amount	5,327	-	-	-	5,327
Loans and advances to customers at amortised cost					
Standard monitoring	45,569	2,764	-	25	48,358
Special monitoring	-	2,100	-	-	2,100
Past due impaired	-	-	283	1	284
Unlikely to pay	-	-	1,609	21	1,630
Doubtful	-	-	1,500	27	1,527
Loss allowance	(370)	(392)	(1,883)	(30)	(2,675)
Carrying amount	45,199	4,472	1,509	44	51,224
2019					
Loans and advances to banks at amortised cost					
Standard monitoring	4,453	372	-	-	4,825
Doubtful	-	-	3	-	3
Loss allowance	(1)	(5)	(3)	-	(9)
Carrying amount	4,452	367	-	-	4,819
Loans and advances to customers at amortised cost					
Standard monitoring	42,224	3,562	-	30	45,816
Special monitoring	34	938	-	-	972
Past due impaired	-	-	150	1	151
Unlikely to pay	-	-	1,267	13	1,280
Doubtful	-	-	1,735	2	1,737
Loss allowance	(364)	(359)	(1,973)	(4)	(2,700)
Carrying amount	41,894	4,141	1,179	42	47,256

PRIVREDNA BANKA ZAGREB d.d.

Notes to the financial statements (continued)**47 Financial risk management policies (continued)****a) Credit risk (continued)***Credit quality analysis (continued)*

(in HRK million)

Group	2020			Total
	12-month ECL	Lifetime ECL not credit - im- paired	Lifetime ECL credit - impaired	
Debt investment securities at amor- tised cost				
Standard monitoring	397	-	-	397
Special monitoring	-	61	-	61
Loss allowance	(9)	(4)	-	(13)
Carrying amount	388	57	-	445
Debt investment securities at FVOCI				
Standard monitoring	10,983	-	-	10,983
Loss allowance	(10)	-	-	(10)
Carrying amount	10,973	-	-	10,973
Loan commitments				
Standard monitoring	17,284	241	-	17,525
Special monitoring	-	88	-	88
Past due impaired	-	-	10	10
Unlikely to pay	-	-	47	47
Doubtful	-	-	10	10
Loss allowance	(54)	(9)	(26)	(89)
Carrying amount	17,230	320	41	17,591
Financial guarantee contracts				
Standard monitoring	4,178	118	-	4,296
Special monitoring	-	198	-	198
Past due impaired	-	-	1	1
Unlikely to pay	-	-	115	115
Doubtful	-	-	111	111
Loss allowance	(4)	(11)	(115)	(130)
Carrying amount	4,174	305	112	4,591

PRIVREDNA BANKA ZAGREB d.d.

Notes to the financial statements (continued)**47 Financial risk management policies (continued)****a) Credit risk (continued)***Credit quality analysis (continued)*

(in HRK million)

Group	2019			Total
	12-month ECL	Lifetime ECL not credit - im- paired	Lifetime ECL credit - impaired	
Debt investment securities at amor- tised cost				
Standard monitoring	545	-	-	545
Loss allowance	(8)	-	-	(8)
Carrying amount	537	-	-	537
Debt investment securities at FVOCI				
Standard monitoring	10,656	-	-	10,656
Loss allowance	(11)	-	-	(11)
Carrying amount	10,645	-	-	10,645
Loan commitments				
Standard monitoring	14,813	521	-	15,334
Special monitoring	9	75	-	84
Past due impaired	-	-	5	5
Unlikely to pay	-	-	36	36
Doubtful	-	-	9	9
Loss allowance	(54)	(7)	(18)	(79)
Carrying amount	14,768	589	32	15,389
Financial guarantee contracts				
Standard monitoring	4,790	94	-	4,884
Special monitoring	1	145	-	146
Unlikely to pay	-	-	107	107
Doubtful	-	-	132	132
Loss allowance	(14)	(9)	(132)	(155)
Carrying amount	4,777	230	107	5,114

PRIVREDNA BANKA ZAGREB d.d.

Notes to the financial statements (continued)**47 Financial risk management policies (continued)****a) Credit risk (continued)***Credit quality analysis (continued)*

(in HRK million)

Bank	2020			Total
	12-month ECL	Lifetime ECL not credit - im- paired	Lifetime ECL credit - impaired	
Debt investment securities at amor- tised cost				
Standard monitoring	373	-	-	373
Special monitoring	-	62	-	62
Loss allowance	(8)	(4)	-	(12)
Carrying amount	365	58	-	423
Debt investment securities at FVOCI				
Standard monitoring	8,697	-	-	8,697
Loss allowance	(10)	-	-	(10)
Carrying amount	8,687	-	-	8,687
Loan commitments				
Standard monitoring	13,710	175	-	13,885
Special monitoring	-	88	-	88
Past due impaired	-	-	7	7
Unlikely to pay	-	-	44	44
Doubtful	-	-	9	9
Loss allowance	(33)	(11)	(23)	(67)
Carrying amount	13,677	252	37	13,966
Financial guarantee contracts				
Standard monitoring	2,823	77	-	2,900
Special monitoring	-	198	-	198
Past due impaired	-	-	1	1
Unlikely to pay	-	-	115	115
Doubtful	-	-	106	106
Loss allowance	(5)	(13)	(112)	(130)
Carrying amount	2,818	262	110	3,190

PRIVREDNA BANKA ZAGREB d.d.

Notes to the financial statements (continued)**47 Financial risk management policies (continued)****a) Credit risk (continued)***Credit quality analysis (continued)*

(in HRK million)

Bank	2019			Total
	12-month ECL	Lifetime ECL not credit - im- paired	Lifetime ECL credit - impaired	
Debt investment securities at amor- tised cost				
Standard monitoring	512	-	-	512
Loss allowance	(7)	-	-	(7)
Carrying amount	505	-	-	505
Debt investment securities at FVOCI				
Standard monitoring	8,084	-	-	8,084
Loss allowance	(11)	-	-	(11)
Carrying amount	8,073	-	-	8,073
Loan commitments				
Standard monitoring	12,148	392	-	12,540
Special monitoring	9	59	-	68
Past due impaired	-	-	2	2
Unlikely to pay	-	-	28	28
Doubtful	-	-	8	8
Loss allowance	(45)	(6)	(13)	(64)
Carrying amount	12,112	445	25	12,582
Financial guarantee contracts				
Standard monitoring	2,963	94	-	3,057
Special monitoring	1	135	-	136
Unlikely to pay	-	-	104	104
Doubtful	-	-	127	127
Loss allowance	(7)	(11)	(127)	(145)
Carrying amount	2,957	218	104	3,279

PRIVREDNA BANKA ZAGREB d.d.

Notes to the financial statements (continued)**47 Financial risk management policies (continued)****a) Credit risk (continued)***Credit quality analysis (continued)*

The following table sets out the credit analysis for non-trading financial assets measured at FVTPL.

(in HRK million)

	GROUP	
	2020	2019
Loans and advances to customers		
Unlikely to pay	5	6
Total carrying amount	5	6

PRIVREDNA BANKA ZAGREB d.d.

Notes to the financial statements (continued)

47 Financial risk management policies (continued)

a) Credit risk (continued)

Inputs, assumptions and techniques used for estimating impairment

Significant increase in credit risk

When determining whether the risk of default on a financial instrument has increased significantly since initial recognition, the Group considers both quantitative and qualitative information and analysis, based on the Group's historical experience and expert credit assessment and including forward-looking information. Criteria for determining significant increase in credit risk are defined for the purpose of proper allocation of performing exposures in "Stage 1" or "Stage 2".

Regarding the monitoring of credit quality, and in line with the standard and guidelines of the supervisory body on the way of applying accounting standards for larger institutions, efforts have been made in conducting the timely credit quality analysis of each individual credit relationship (both in the form of card exposure and in the form of credit exposure) for the purpose of identifying any "significant deterioration" from the date of initial recognition and the consequent need for classification in Stage 2, as well as the conditions for returning to Stage 1 from Stage 2. In other words, the elected choice, for each case separately and for each reporting date, implies a comparison of the credit quality of the financial instrument at the time of valuation and at the time of issuance or purchase with the purpose of determining whether the criteria for classification to Stage 2 have been met.

Credit risk of a particular exposure is deemed to have increased significantly since initial recognition if, based on the Group's modelling, one of the following criteria is met:

- Default probability change in relation to the initial recognition of the financial instrument. It is therefore an assessment implemented by adopting the "relative" criterion;
- Clients that are under special monitoring treatment (PCEM)
- Eventual presence of due amount which remains overdue over 30 days (based on materiality threshold),
- Existence of "forbearance" measures;
- Finally, certain indicators of the internal credit risk tracking system are considered for the purpose of transition between "Stages" where appropriate.

Recognition of significant increase in credit risk since origination is also assessed based on the number of rating downgrades since origination. The number of downgrades required for Stage 2 classification is determined based on the Internal credit rating at origination and distance from the low credit quality rating grade.

In accordance with regulatory guidance, retail customers were able to obtain a moratorium of up to six months (for significantly impacted industries like tourism up to some twelve months). Such moratoria would not necessarily have been considered forbearance. In the absence of any other forbearance or SICR triggers, customers granted COVID-19 related moratoria were not considered forborne. However, any support provided beyond completion of a moratorium is considered forbearance.

Those who are deemed either (a) to require a prolonged timescale to return to within the Bank's risk appetite, (b) not to have been viable pre-COVID-19, or (c) not to be able to sustain their debt once COVID-19 is over, will trigger a SICR and, if concessions are sought, be categorised as forborne, in line with regulatory guidance.

As some of the government support mechanisms conclude, the Bank anticipates further credit deterioration in the portfolios. There are a number of key factors that could drive further downside to impairments, through deteriorating economic and increased stage migration as credit risk increases for more customers.

A key factor would be a more adverse deterioration in GDP and unemployment in the economies in which the Group and the Bank operates, but also, among others:

- The timing and nature of governmental exit plans from lockdown and any future repeated lockdown requirements.
- The progress of COVID-19, with potential for changes in worker/consumer behavior.
- The level of revenues lost by corporate clients and pace of recovery of those revenues may affect the Bank's clients' ability to service their borrowing, especially in those sectors most exposed to the impacts of COVID-19.

PRIVREDNA BANKA ZAGREB d.d.

Notes to the financial statements (continued)

47 Financial risk management policies (continued)

a) Credit risk (continued)

Inputs, assumptions and techniques used for estimating impairment

Forward looking information

The measurement of the financial assets also reflects the best estimate of the effects of future conditions and in particular the economic conditions that affect the forward-looking PDs and LGDs. In order to take into account, the forward looking data and the macroeconomic scenarios that the Group could encounter, it was decided to adopt, as further detailed in the text below, the so-called „Most likely scenario + add on” approach.

The inclusion of “forward looking” factors, particularly macroeconomic scenarios, is absolutely important element for estimating expected losses. From a methodological point of view, several possible alternative approaches were analysed to take these elements into account. In relation to different options considered, the Group has decided to adopt the approach representing the so-called “Most likely scenario + Add-on” which, for the purpose of calculating expected credit loss (ECL) and “stage assignment”, implies taking into account the loss by credits set for the baseline scenario, with the attributed add-on aimed at reflecting the effects resulting from the possibility of the realisation of alternative of macroeconomic scenarios,

According to this approach, the macroeconomic conditioning of PD and LGD is carried out through a baseline scenario (“Most Likely”) and then corrected with an Add-On to include any differences compared to downside and upside scenarios. If the overall impact of the Add-On on the risk parameters is positive, the decision has been made to neutralise the effect for both staging and ECL calculation purposes. The macroeconomic scenario is determined by the Group based on adjusted publicly available information.

Modification of financial asset

In some cases, during the lifetime of these financial assets, and of loans in particular, the original contractual conditions may be subsequently modified by the parties to the contract. When the contractual clauses are subject to change during the lifetime of an instrument, it is necessary to verify whether the original asset should continue to be recognised in the balance sheet or whether, instead, the original instrument needs to be derecognised and a new financial instrument needs to be recognised. In general, changes to a financial asset lead to its derecognition and the recognition of a new asset when they are “substantial”. The assessment of the “substantial nature” of the change must be made using both qualitative and quantitative information.

The qualitative and quantitative analyses aimed at defining the “substantial nature” of contractual changes made to a financial asset must therefore consider:

- the purposes for which the changes were made: e.g. renegotiations for commercial reasons and forbearance measures due to financial difficulties of the counterparty:
 - the former, aimed at “retaining” the customer, involve a borrower that is not in financial difficulty.
 - the latter, carried out for “reasons of credit risk” (forbearance measures), relate to the bank’s attempt to maximise the recovery of the cash flows of the original loan.
- the presence of specific triggers that affect the contractual characteristics and/or cash flows of the financial instrument.

PRIVREDNA BANKA ZAGREB d.d.

Notes to the financial statements (continued)

47 Financial risk management policies (continued)

a) Credit risk (continued)

Inputs, assumptions and techniques used for estimating impairment

Measurement of ECL

The key inputs into the measurement of ECL are the term structure of the following variables: probability of default (PD), loss given default (LGD) and exposure at default (EAD), while for stage 2 exposures remaining maturity and discounting rate should be given as well.

ECL for exposures in Stage 1 is calculated by multiplying the 12-month PD by LGD and EAD. Lifetime ECL (stage 2 exposures) is defined as the expected present value measure of losses that arise if a borrower defaults on their obligation throughout the life of financial instrument. Lifetime ECL is calculated by multiplying the lifetime PD by LGD and EAD properly discounted to the reporting date.

The following definitions apply for PD, LGD and EAD:

- PD (Probability of Default): likelihood of migrating from performing to non-performing status over the period of one year. The PD factor is typically quantified through the rating. In the Group, the PD values are derived from internal rating models where available
- LGD (Loss Given Default): percentage loss in the event of default, LGD rates are derived from internally developed, collection models;
- EAD (Exposure At Default) or credit equivalent: amount of the exposure at the time of default.

The Group derives the EAD from the current exposure to the counterparty and potential changes to the current amount allowed under the contract and arising from amortisation. The EAD of a financial asset is its gross carrying amount at the time of default.

In December 2020, the Group continued with further alignment with CRR and resolution of AQR findings. The way of measuring credit risk was changed significantly, and Risk Management developed series of alignments (re-estimations) of key elements of credit risk measurement framework. New Retail client-level PD model was developed and implemented, while LGD models (secured and unsecured) on Retail side were recalibrated.

The Group also finalized and implemented within IFRS9 framework the internal PD satellite models for Retail and Corporate segments following parent bank's methodological approach and ensuring more sophisticated methods for measuring forward-looking component of IFRS9 framework. For re-estimation of LGD model all the relevant information for the period 2008 to 2020 are used. LGD rates were decreased mostly as a result of change in time frame observed and continuous improvements in collection strategy.

Accordingly, the Bank and the Group made regular annual re-estimation of overall IFRS9 parameters in order to reflect full transition to new definition of default, introduction of new and re-estimated models, integration of PD satellite models, update in historical time series and revision of forward-looking components in line with expected macro scenarios.

PRIVREDNA BANKA ZAGREB d.d.

Notes to the financial statements (continued)**47 Financial risk management policies (continued)****a) Credit risk (continued)**

The following tables present reconciliation from the opening to the closing balance of the loss allowance by class of financial instrument.

Group	2020					(in HRK million) 2019				
	12-month ECL	Lifetime ECL not credit - impaired	Lifetime ECL credit - impaired	Purchased credit - impaired	Total	12-month ECL	Lifetime ECL not credit - impaired	Lifetime ECL credit - impaired	Purchased credit - impaired	Total
Loans and advances to customers at amortised cost										
Balance at 1 January	563	470	2,485	44	3,562	650	569	2,820	41	4,080
Transfer to 12-month ECL	123	(102)	(21)	-	-	174	(157)	(17)	-	-
Transfer to lifetime ECL not credit-impaired	(67)	110	(43)	-	-	(41)	132	(91)	-	-
Transfer to lifetime ECL credit – impaired	(32)	(133)	164	-	(1)	(15)	(114)	129	-	-
Net remeasurement of loss allowance	119	218	368	(12)	693	(202)	42	475	3	318
Financial assets that have been derecognised	(76)	(55)	(234)	(1)	(366)	-	-	(280)	-	(280)
Write-offs	-	-	(428)	-	(428)	-	-	(540)	-	(540)
Changes in models/risk parameters	(23)	22	118	2	119	-	-	-	-	-
Foreign exchange and other movements	4	4	20	-	28	(3)	(2)	(11)	-	(16)
Balance at 31 December	611	534	2,429	33	3,607	563	470	2,485	44	3,562

PRIVREDNA BANKA ZAGREB d.d.

Notes to the financial statements (continued)**47 Financial risk management policies (continued)****a) Credit risk (continued)**

Bank	2020					(in HRK million)				
	12-month ECL	Lifetime ECL not credit - impaired	Lifetime ECL credit - impaired	Purchased credit - impaired	Total	12-month ECL	Lifetime ECL not credit - impaired	Lifetime ECL credit - impaired	Purchased credit - impaired	Total
Loans and advances to customers at amortised cost										
Balance at 1 January	358	359	1,939	44	2,700	460	441	1,977	41	2,919
Transfer to 12-month ECL	87	(71)	(16)	-	-	141	(127)	(14)	-	-
Transfer to lifetime ECL not credit-impaired	(36)	74	(38)	-	-	(33)	123	(90)	-	-
Transfer to lifetime ECL credit – impaired	(15)	(73)	89	-	1	(12)	(95)	107	-	-
Net remeasurement of loss allowance	67	129	297	(12)	481	(196)	19	429	3	255
Financial assets that have been derecognised	(41)	(41)	(107)	(1)	(190)	-	-	(203)	-	(203)
Write-offs	-	-	(408)	-	(408)	-	-	(259)	-	(259)
Changes in models/risk parameters	(38)	13	96	2	73	-	-	-	-	-
Foreign exchange and other movements	2	2	14	-	18	(2)	(2)	(8)	-	(12)
Balance at 31 December	384	392	1,866	33	2,675	358	359	1,939	44	2,700

PRIVREDNA BANKA ZAGREB d.d.

Notes to the financial statements (continued)**47 Financial risk management policies (continued)****a) Credit risk (continued)**

(in HRK million)

Group**2020**

	12-month ECL	Lifetime ECL not credit-im- paired	Lifetime ECL credit-im- paired	Total
Debt investment securities at FVOCI				
Balance at 1 January	11	-	-	11
Net remeasurement of loss allowance	-	-	-	-
New financial assets originated or purchased	9	-	-	9
Financial assets that have been derecognised	(10)	-	-	(10)
Foreign exchange and other movements	-	-	-	-
Balance at 31 December	10	-	-	10

2019**Debt investment securities at FVOCI**

Balance at 1 January	10	-	-	10
Net remeasurement of loss allowance	(1)	-	-	(1)
New financial assets originated or purchased	11	-	-	11
Financial assets that have been derecognised	(9)	-	-	(9)
Foreign exchange and other movements	-	-	-	-
Balance at 31 December	11	-	-	11

PRIVREDNA BANKA ZAGREB d.d.

Notes to the financial statements (continued)**47 Financial risk management policies (continued)****a) Credit risk (continued)**

(in HRK million)

Bank

2020**Debt investment securities at FVOCI****Balance at 1 January**

Net remeasurement of loss allowance

New financial assets originated or purchased

Financial assets that have been derecognised

Balance at 31 December

	12-month ECL	Lifetime ECL not credit-im- paired	Lifetime ECL credit- impaired	Total
Balance at 1 January	11	-	-	11
Net remeasurement of loss allowance	-	-	-	-
New financial assets originated or purchased	9	-	-	9
Financial assets that have been derecognised	(10)	-	-	(10)
Balance at 31 December	10	-	-	10

2019**Debt investment securities at FVOCI****Balance at 1 January**

Net remeasurement of loss allowance

New financial assets originated or purchased

Financial assets that have been derecognised

Balance at 31 December

Balance at 1 January	9	-	-	9
Net remeasurement of loss allowance	(1)	-	-	(1)
New financial assets originated or purchased	11	-	-	11
Financial assets that have been derecognised	(8)	-	-	(8)
Balance at 31 December	11	-	-	11

PRIVREDNA BANKA ZAGREB d.d.

Notes to the financial statements (continued)**47 Financial risk management policies (continued)****a) Credit risk (continued)***Financial assets at fair value through profit or loss per external risk classification*

The table below provides information of the credit quality of financial assets at fair value through profit or loss (excluding equity securities and units in investment funds); using external ratings of Fitch Ratings or Standard & Poor's if Fitch Ratings was not available:

	(in HRK million)			
	GROUP		BANK	
	2020	2019	2020	2019
Government bonds and treasury bills				
BB-	-	1,153	-	1,153
BB+	1,269	-	1,269	-
Ba2	-	-	-	-
no rating	-	263	-	263
Total	1,269	1,416	1,269	1,416

PRIVREDNA BANKA ZAGREB d.d.

Notes to the financial statements (continued)

47 Financial risk management policies (continued)

a) Credit risk (continued)

Offsetting financial assets and financial liabilities

The disclosures set out in the table on the next page include financial assets and financial liabilities that are offset in the Group's statement of financial position; or are subject to an enforceable master netting arrangement or similar agreement that covers similar financial instruments, irrespective of whether they are offset in the statement of financial position.

The similar agreements include derivative clearing agreements, global master repurchase agreements, and global master securities lending agreements. Similar financial instruments include derivatives, sale and repurchase agreements, reverse sale and repurchase agreements, and securities borrowing and lending agreements. Financial instruments such as loans and deposits are not disclosed in the tables unless they are offset in the statement of financial position.

The Group receives and gives collateral in the form of cash and marketable securities in respect of the following transactions:

- derivatives;
- sale and repurchase, and reverse sale and repurchase agreements and
- securities lending and borrowing.

The disclosures set out in the table on the next page include financial assets and financial liabilities that are subject to offsetting, irrespective of whether they are offset in the statement of financial position. These include derivative clearing agreements, sale and repurchase agreements and reverse sale and repurchase agreements.

Derivative financial instruments

Derivative financial instruments include foreign exchange forward contracts, foreign exchange swaps and embedded derivatives in contracts with a single-sided currency clause. All derivatives are classified as held for trading and carried as assets when their fair value is positive and as liabilities when negative.

At 31 December 2020 derivative financial instruments with positive fair value amounted to HRK 2 million (31 December 2019: HRK 18 million) for the Group and HRK 1 million (31 December 2019: HRK 6 million) for the Bank, while derivative financial instruments with negative fair value amounted to HRK 210 million (31 December 2019: HRK 144 million) for the Group and HRK 25 million (31 December 2019: HRK 2 million) for the Bank.

Sale and repurchase agreement, and reverse sale and repurchase transaction

Sale and repurchase agreements are transactions in which the Group sells a security and simultaneously agrees to repurchase it at a fixed price on a future date. The Group continues to recognise the securities in their entirety in the statement of financial position because it retains substantially all the risks and rewards of ownership. The cash consideration received is recognised as a financial asset and a financial liability is recognised for the obligation to repay at the repurchase price, classified as interest-bearing borrowings.

Reverse sale and repurchase agreements are transactions in which the Group purchases a security and simultaneously agrees to sell it at a fixed price on a future date. The Group holds collateral in the form of marketable securities in respect of loans given.

Sale and repurchase agreements as well as reverse sale and repurchase agreements give the Group possibility for offsetting on a net basis, in case of default of any counterparty.

PRIVREDNA BANKA ZAGREB d.d.

Notes to the financial statements (continued)**47 Financial risk management policies (continued)****a) Credit risk (continued)***Offsetting financial assets and financial liabilities (continued)**Sale and repurchase agreement, and reverse sale and repurchase transaction (continued)*

The table below shows the amount of collateral accepted in respect of reverse sale and repurchase agreements and given in respect of sale and repurchase agreements. Collateral accepted and given includes government issued T-bills and Bonds.

	(in HRK million)			
	GROUP		BANK	
	2020	2019	2020	2019
Receivables from reverse sale and repurchase agreements related to:	381	350	430	350
- loans and advances to banks	197	95	246	95
- loans and advances to customers	184	255	184	255
Fair value of collateral accepted in respect of the above	414	202	471	202
Payables under sale and repurchase agreements	1,064	61	1,002	-
- current accounts and deposits from banks	62	61	-	-
- interest-bearing borrowings	1,002	-	1,002	-
Carrying amount of collateral provided in respect of the above relating to:	1,218	85	1,133	-
- financial assets designated at fair value through other comprehensive income	1,218	85	1,133	-

Covid 19 measures

Upon COVID-19 escalation the PBZ Group has introduced related measures (e.g. inducing payment moratoria and additional liquidity lines). The Group granted 15,248 moratoria for 22,341 loans with the exposure of HRK 11.3 billion, corresponding to 15.3 percent of the total portfolio. As of 31 December 2020, PBZ Group recorded HRK 445 million of ECL related to moratoria. Almost half of these relief measures have expired until the end of 2020 and the Bank and members of the PBZ Group closely monitor performance of these positions during and after the expiration of moratoria measures in order to timely and proactively identify increased credit risk in portfolio and recognize associated costs through profit and loss accounts. As the year end, share of active moratoria represents 7.9 percent of balance sheet loan exposure.

b) Liquidity risk

Liquidity risk arises in the general funding of the Group's activities and in the management of positions. It includes both the risk of being unable to fund assets at the appropriate maturities and rates and the risk of being unable to liquidate an asset at a reasonable price and in an appropriate time frame.

The Group has access to a diverse funding base. Funds are raised using a broad range of instruments including deposits, interest-bearing borrowings and share capital. This enhances funding flexibility, limits dependence on any one source of funds and generally lowers the cost of funding. The Group continually assesses liquidity risk by identifying and monitoring changes in funding required to meet business goals and targets set in terms of the overall Group strategy. In addition, the Group holds a portfolio of liquid assets as part of its liquidity risk management.

The Group adjusts its business activities to manage liquidity risk according to regulatory and internal policies for the maintenance of liquidity reserves, matching of liabilities and assets, control of limits, preferred liquidity ratios and contingency planning procedures. Needs for short-term liquidity are planned every month for a period of one month and are controlled and maintained daily. The Treasury department manages liquidity reserves daily, ensuring also the fulfilment of all customer needs.

PRIVREDNA BANKA ZAGREB d.d.

Notes to the financial statements (continued)**47 Financial risk management policies (continued)****b) Liquidity risk (continued)**

Apart from external requirements that include regulatory limits prescribed by the CNB (obligatory reserve with the CNB, minimum required amount of foreign currency claims, minimum liquidity coefficient and others), the Bank has defined a set of internal limits for measuring and monitoring liquidity risk exposure. Thus, the process of liquidity monitoring and control is defined through the following activities and indicators:

- monitoring of liquidity reserve levels;
- short-term mismatches (Liquidity coverage ratio and Short term Gap);
- stressed short-term mismatches;
- monitoring and control of the Bank's structural liquidity ratios (Net stable funding ratio) and analysis of the Bank's funding structure;
- money market debt exposure towards the overall deposit base and other funding concentration ratios;
- cash flow projections;
- liquidity contingency plan indicators.

For the purpose of the Group's liquidity risk exposure reporting, the following three types of signals are defined:

- *Hard limit* - breach of a prescribed limit demands action in accordance with the Bank's liquidity risk management guidelines;
- *Threshold of attention* - breach of a threshold acts as an early warning signal, demanding additional attention and action if decided by responsible persons;
- *Information on various measures and indicators* - serving as information to the relevant decision-making bodies.

In accordance with the CNB Decision on minimum foreign currency claims, the Bank is obliged to maintain a minimum of 17% of foreign currency liabilities in short-term assets. The actual figures were as follows:

2020	%	2019	%
"17% ratio" (at year end)	29.97	"17% ratio" (at year end)	31.51
Average	34.07	Average	30.26
Maximum	36.97	Maximum	35.87
Minimum	29.97	Minimum	21.77

A maturity analysis of financial liabilities according to the remaining contractual maturity as well as an analysis of financial assets and financial liabilities according to their expected maturities are presented in Note 51 to these financial statements.

As part of the management of liquidity risk arising from financial liabilities, the Group holds liquid assets comprising cash and cash equivalents and debt securities for which there is an active and liquid market so that they can be readily sold to meet liquidity requirements. In addition, the Group maintains agreed lines of credit with banks and holds unencumbered assets eligible for use as collateral.

PRIVREDNA BANKA ZAGREB d.d.

Notes to the financial statements (continued)

47 Financial risk management policies (continued)

e) Market risk

All trading instruments are subject to market risk, which is the risk that changes in market prices, such as interest rates, equity securities prices, foreign exchange rates and credit spreads (not relating to changes in the obligator's/issuer's credit standing) will affect the Group's income or the value of its holdings of financial instruments. The Group manages and controls market risk exposures within acceptable parameters to ensure the Group's solvency while optimising the return on risk.

Market risk limits are defined based on the Group strategy and requirements, in accordance with senior management risk policy indicators.

Market risk measurement techniques

Exposure to market risk is formally managed by risk limits which are approved by senior management and revised at least annually. The Group applies the following market risk management techniques: VaR ("Value at Risk"), issuer limits, positional (nominal) exposure, PV01 (the present value of the impact of a 1 bps movement in interest rate) and stop loss limits. The exposure figures and limit utilisations are delivered daily to the senior management and lower management levels within the Treasury&ALM Department, which enables informed decision-making at all management and operational levels.

The Group follows market risk measurement and management principles set in cooperation with the Intesa Sanpaolo Group. VaR methodology is used as a basis for top management reporting on the Group's market risk exposure. The Group uses historical simulation (as the Group standard VaR methodology) and RiskWatch (as a Group wide VaR calculation engine), and other supporting activities (pricing, back-testing, stress testing) to ensure compliance with Intesa Sanpaolo Group standards.

The major elements of the market risk management framework include:

- VaR Methodology and Backtesting;
- Sensitivity;
- Fair Value Measurement;
- Level measurements (nominal amount, open position, market value etc.);
- Profit and loss indicators (P&L) ;
- Stress testing and scenario analysis;
- Monitoring and measurement of counterparty and delivery risk exposure.

VaR

The principal tool used to measure and control market risk exposure within the Group's trading portfolio is value-at-risk (VaR). VaR of a trading portfolio is the estimated loss that will arise on the portfolio over a specified period of time (holding period) given an adverse movement with a specified probability (confidence level). The model used by the Group is based upon a 99% confidence level, assumes a 1 day holding period and takes into account 250 historical scenarios. The use of a 99% confidence level means that losses exceeding the VaR figure should occur, on average, not more than once every one hundred days.

The Group uses VaR to measure the following market risks:

- general interest rate risk in trading book;
- equity risk in trading book;
- foreign exchange risk on the statement of financial position level (both trading and banking book).

PRIVREDNA BANKA ZAGREB d.d.

Notes to the financial statements (continued)**47 Financial risk management policies (continued)****c) Market risk (continued)**

(in HRK thousand)

Group	Equity VaR	Interest rate VaR	Foreign exchange VaR	Effects of correlation	Total
2020 – 2 January	-	2,011	515	(547)	1,979
2020 – 31 December	-	1,815	370	296	2,481
2020 – Average daily	-	3,031	461	(319)	3,173
2020 – Lowest	-	1,740	36	(96)	1,680
2020 – Highest	-	4,127	2,251	(939)	5,439

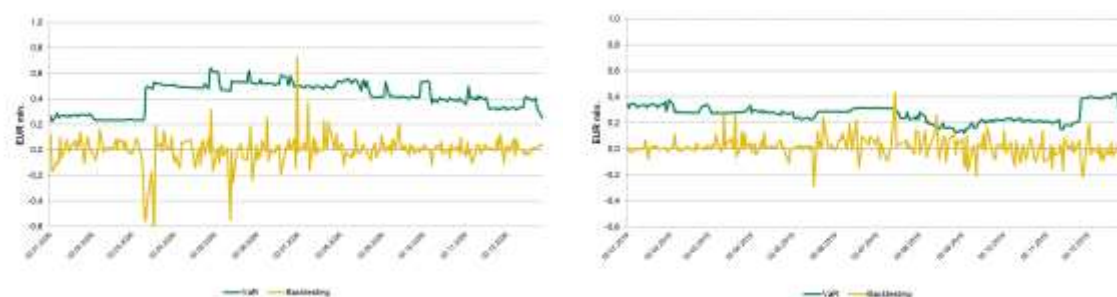
Note: historical simulation used for VaR calculations

(in HRK thousand)

Group	Equity VaR	Interest rate VaR	Foreign exchange VaR	Effects of correlation	Total
2019 – 2 January	-	2,486	434	(378)	2,542
2019 – 31 December	-	2,007	856	(850)	2,013
2019 – Average daily	-	1,930	363	(289)	2,004
2019 – Lowest	-	983	32	(115)	900
2019 – Highest	-	2,791	1,327	(939)	3,179

Note: historical simulation used for VaR calculations

Chart below presents Bank's Total VaR movements in 2020 and 2019 and corresponding backtest values:



In accordance with confidence level of VaR model, in period of one year at least 2 backtest breaches are expected, while in 2020 five backtest breaches were observed, all due to change in interest rate.

PRIVREDNA BANKA ZAGREB d.d.

Notes to the financial statements (continued)**47 Financial risk management policies (continued)****e) Market risk (continued)**

Although VaR is an important tool for measuring market risk, the assumptions on which the model is based give rise to some limitations:

- a one day holding period assumes that it is possible to hedge or dispose of positions within that period. This may not be the case for illiquid assets or in situations in which there is severe market illiquidity;
- a 99% confidence level does not reflect losses that may occur beyond this level;
- the use of historical data as a basis for determining the possible range of future outcomes may not cover all possible scenarios, especially those of an exceptional nature;
- the VaR measure is dependent upon the Group's position and the volatility of market prices.

To determine the reliability of the VaR models, actual outcomes are monitored regularly to test the validity of the assumptions and the parameters used in the VaR calculation. As part of the validation process, the potential weaknesses of the models are analysed using statistical techniques, such as back-testing.

Currency risk

The Group is exposed to currency risk through transactions in foreign currencies. Foreign currency exposure arises from credit, deposit-taking, investment and trading activities. It is monitored daily in accordance with regulations and internally set limits, for each currency and for the total assets and liabilities denominated in or linked to foreign currency.

The currency risk exposure is monitored at the overall statement-of-financial-position level by calculating the foreign exchange open position as prescribed by the regulatory provisions and daily through internal limits based on market risk models (foreign exchange VaR). The management of foreign exchange currency risk is supported by monitoring the sensitivity of the Group's financial assets and liabilities to fluctuation in foreign currencies exchange rates.

The tables below indicate the currencies to which the Group and the Bank had significant exposure at 31 December 2020 and 31 December 2019 and for other currencies summarized, FX open position represents net exposure in foreign currency, for both balance and off-balance sheet items, after adjustments for the effects of derivatives. The analysis calculates the effect of a reasonably possible movement of the currencies against the kuna, with all other variables held constant on the income statement. A negative amount in the table reflects a potential net reduction in the income statement, while a positive amount reflects a net potential increase.

(in HRK million)

Group	Currency	FX Open position 31 December 2020*	Scenario 2020		FX Open position 31 December 2019*	Scenario 2019	
			10% Move Up	10% Move Down		10% Move Up	10% Move Down
	EUR	(1010)	(101)	101	(523)	(52)	52
	CHF	(1)	(0.1)	0.1	(2)	(0.2)	0.2
	USD	(41)	(4.1)	4.1	(81)	(8.1)	8.1
	Other	(22)	(2.2)	2.2	948	95	(95)

* Positive amounts represent long FX position while negative amounts represent short FX Position.

PRIVREDNA BANKA ZAGREB d.d.

Notes to the financial statements (continued)**47 Financial risk management policies (continued)****c) Market risk (continued)****Currency risk (continued)**

(in HRK million)

Bank

Currency	FX Open position 31 December 2020*	Scenario 2020		FX Open position 31 De- cember 2019*	Scenario 2019	
		10% Move Up	10% Move Down		10% Move Up	10% Move Down
EUR	(44)	(4.4)	4.4	152	15	(15)
CHF	1	0.1	(0.1)	(2)	(0.2)	0.2
USD	(46)	(4.6)	4.6	(81)	(8.1)	8.1
Other	6	0.6	(0.6)	6	0.6	(1)

* Positive amounts represent long FX position while negative amounts represent short FX Position.

Currency risk is further analysed in Note 50.

Interest rate risk

Interest rate risk represents the risk of decrease in assets values caused by adverse interest rate changes. Interest rate changes affect the net present value of future cash flows and consequently net interest income.

The sources of interest rate risk are:

- repricing risk - resulting from unfavourable changes in the fair value of assets and liabilities in the remaining period until the next interest rate change;
- yield curve risk - the risk of changes in shape and slope of yield curve and
- basis risk - the risk of different base rates of corresponding asset and liabilities (e.g. EURIBOR vs LIBOR).

Asset-liability risk management activities are conducted to manage the Group's sensitivity to interest rate changes. Exposure to interest rate risk is monitored and measured using repricing gap analysis, net interest income and the economic value of capital. Risk management activities are aimed at optimising net interest income and the economic value of capital, in accordance with the Group's business strategies and given market interest rate levels.

PRIVREDNA BANKA ZAGREB d.d.

Notes to the financial statements (continued)**47 Financial risk management policies (continued)****c) Market risk (continued)***Interest rate risk (continued)*

The following table demonstrates the sensitivity to a reasonable possible change in interest rates of the Group and the Bank income statements, with all other variables held constant. The sensitivity of the income statement is the effect of the assumed changes in interest rates on the net interest income for one year, based on the floating rate non-trading financial assets and financial liabilities held at 31 December 2020. Items with floating interest rate are distributed according to next repricing date, while items with fixed interest rate according to their original maturity.

	Change at 31 December 2020				Change at 31 December 2019		
	Increase in basis points	Interest income	Interest ex- penses	Net interest income	Interest income	Interest ex- penses	Net inter- est income
Group	+25	165.1	(74.0)	91.1	145.5	(69.4)	76.1
	+50	330.2	(147.9)	182.3	291.0	(138.9)	152.1
Bank	+25	119.7	(54.4)	65.3	105.4	(50.2)	55.2
	+50	239.4	(108.9)	130.5	210.9	(100.3)	110.6

A decrease in basis points would have an opposite effect on the Bank and Group's net interest income in the same amount.

Interest rate risk management is further analysed in Note 48.

IBOR reform

A fundamental reform of major interest rate benchmarks is being undertaken globally, including the replacement of some interbank offered rates (IBORs) with alternative nearly risk-free rates (referred to as 'IBOR reform'). The Group has exposure to IBORs on the following financial instruments, which are in scope of the reform, since their maturities are beyond 31 December 2021:

- Mortgage loans linked to CHF LIBOR (stipulated with retail clients in the past; outstanding amount as of 31 December 2020 is CHF 2.8 million);
- Interest Rate Swaps linked to USD LIBOR, for hedging bonds denominated in USD (outstanding nominal amount of hedged bonds as of 31 December 2020 is USD 46.8 million).

It is expected that most reforms affecting the Group will be completed by the end of 2021. However consultations and possible regulatory changes are still in progress. Considering the currently available information after December 2021, the LIBOR publication is no longer guaranteed for almost all LIBOR currencies, while the publication of certain USD LIBOR tenors could be supported until mid-2023. Beyond this dates the so-called "fallback" arrangements will be triggered in existing contracts. Fallback arrangements are legal clauses included in financial contracts which indicate the replacement rate or the calculation methodology to be applied to determine the replacement rate in case of temporary non-availability, discontinuation or declaration of non-representativeness of the contractual rate by a competent authority.

The Group is in the process of amending or preparing to amend contractual terms for outstanding CHF LIBOR linked mortgage loan contracts in response to IBOR reform, and there is still uncertainty over the timing and the methods of transition in the jurisdiction that the Bank operates in.

Derivative products are generally governed worldwide by the rules lined out by the International Swaps and Derivatives Association (ISDA). ISDA launched recently the new IBOR Fallback Protocol for existing derivatives contracts and the IBOR Fallback Supplement for new contracts, to provide derivatives contracts with a hardwired fallback language, which will be triggered at the time of an IBOR discontinuation or, in case of LIBOR, if the Financial Conduct Authority declared that the rate is no longer representative of the underlying market. The Group is in the process of adhering to the Protocol and Supplement and further activities for the inclusion of the respective fall-back clauses also in the framework agreements for derivatives with client are envisaged to be put in place.

PRIVREDNA BANKA ZAGREB d.d.

Notes to the financial statements (continued)

47 Financial risk management policies (continued)

c) Market risk (continued)

Interest rate risk (continued)

IBOR reform (continued)

The Group established an internal working group and opened a BMR Project to manage its transition to alternative rates, where activities are supported also by the ISP Milan Head Office working group and Compliance department. The main objectives of the internal working group include monitoring regulatory and market evolution on this matter and evaluating the extent to which the bank's deals/products reference IBOR cash flows, whether such contracts need to be amended as a result of IBOR reform and how to manage communication about IBOR reform with counterparties. The working group regularly reports about major changes to the PMO and collaborates with other business functions as needed. It provides reports to ALCO to support the management of interest rate risk, and works closely with the ISP Milan Group Operational Risk Committee to identify operational risks arising from IBOR reform. The Group is also actively participating in a working group, organized by the Slovenian Banking Association, together with other Slovenian Banks.

The main risks to which the Group is exposed as a result of IBOR reform are operational. For example, the renegotiation of CHF Libor mortgage loan contracts through bilateral negotiation with customers, updating of contractual terms, updating of systems that use IBOR curves and revision of operational controls related to the reform. Financial risk is predominantly limited to interest rate risk. The Group's IBOR exposures with maturities beyond 31 December 2021 on floating-rate loans to customers include Euribor and CHF LIBOR. The Group has IBOR exposure on its floating-rate investment securities (bonds) indexed to Euribor and exposures in derivatives (interest rate swaps and caps) indexed to Euribor and USD Libor. EONIA is used as remuneration rate for cash collateral held at ISP Milan deriving from Margin Call exchange.

The reform of Euribor, the rate prevalent in the Eurozone, is now completed and consisted of a change to the underlying calculation methodology, based on the so-called "hybrid approach", which made EURIBOR compliant to the BMR.

EONIA, another important reference rate for the Eurozone, which represented the level at which bank exchanges overnight loans on the interbank market, has been involved as well in this widespread process of revision. Before 1 October 2019, EONIA was calculated as a weighted average of overnight unsecured lending transactions in the EU. From that date, EONIA is calculated as a sum of the new benchmark – €STR – plus an 8.5bp spread. EONIA will cease to be published on 3 January 2022 and solely €STR will be published as of that moment. The Group has revised its internal treasury and risk management systems to calculate EONIA using the new methodology.

The alternative reference rate for CHF LIBOR is the Swiss Average Rate Overnight (SARON) and for USD LIBOR is the Secured Overnight Financing Rate (SOFR). Changes to the contractual terms of outstanding mortgage loans indexed to CHF LIBOR to incorporate new benchmark rates are not yet complete as at 31 December 2020.

The Group is actively working on the amendment of existing mortgage loans with retail customers. These amendments will have to incorporate a fallback provision stating that the existing CHF LIBOR benchmark rate will be replaced by SARON when LIBOR ceases to exist. The Bank plans to finish the process of amending contractual terms by the end of 2021.

The Group monitors the progress of transition from IBORs to new benchmark rates by reviewing the total amounts of contracts that have yet to transition to an alternative benchmark rate and the amounts of such contracts that include an appropriate fallback clause.

The Group anticipates that the IBOR reform will not influence the effectiveness of the fair value hedges of financial assets denominated in USD. This arises from the fact that the transition from Libor to the new interbank overnight rate will be net present value neutral. Therefore, no discontinuation of hedging relationships is expected.

The calculation methodology of Euribor changed during 2019. In July 2019, the Belgian Financial Services and Markets Authority granted authorisation with respect to Euribor under the European Union Benchmarks Regulation. This allows market participants to continue to use Euribor for both existing and new contracts and the Group expects that Euribor will continue to exist as a benchmark rate for the foreseeable future. Since Euro is domestic currency, the majority of Group's financial instruments and products for clients are linked to Euribor, where the Group has already introduced adequate fall-back clauses in the new loan agreements with clients in 2020, which may be further updated during 2021, following the final recommendations of the ECB's Euro Risk Free working group.

PRIVREDNA BANKA ZAGREB d.d.

Notes to the financial statements (continued)

47 Financial risk management policies (continued)

e) Market risk (continued)

Equity price risk

Equity price risk is the possibility that equity prices will fluctuate affecting the fair value of equity investments and other instruments that derive their value from a particular equity investment. The primary exposure to equity prices arises from equity securities held for trading and available for sale, which is not significant.

Derivative financial instruments

The Group enters into derivative financial instruments primarily to satisfy the needs and requirements of customers. Derivative financial instruments used by the Group include foreign exchange swaps and forwards. Derivatives are contracts which are individually negotiated over the counter.

d) Operational risk

Operational risk is defined as the risk of loss resulting from inadequate or failed internal processes, people and systems or from external events. This definition includes legal risk but excludes strategic and reputation risk. In order to measure and manage operational risk exposure at the Group level efficiently, the Group applies an internal model for operational risk exposure management in line with the prescribed Basel II framework.

The internal model for calculation of the regulatory capital requirement for operational risk is based on the Advanced Measurement Approach (AMA) and contains the following components: Loss Distribution Approach – LDA based on measure of historical losses or ex-post measured exposure (backward looking) and integrated self-diagnosis process (scenario analysis and business environment evaluation) based on subjective estimation of possible future operational losses (forward looking measure).

The AMA model has been used only for the calculation of the capital requirement for the Bank and it applies the AMA approach since 31 March 2011. For all other Group members, the Standardised Approach (TSA) has been used which calculates capital requirement as a risk weighted indicator for all regulatory business lines.

PRIVREDNA BANKA ZAGREB d.d.

Notes to the financial statements (continued)**48 Interest rate risk**

Interest risk is calculated through change in the net present value of the portfolio in case of a shift in the reference curves.

The tables below show the sensitivity based on the change of the interest rate for one basis point through the interest rate periods which are defined by the remaining contracted maturity or the contracted interest rate period, whichever is shorter, and does not include held for trading portfolio. In the tables below, increases in the net present value of all future cash flows are shown as positive values, while decreases are shown as a negative value, shown over the different currencies and interest rate periods.

The basis for the sensitivity analysis of the individual position are the contracted interest rate periods. For positions which do not have interest rate periods contracted (a vista position) the Group uses assumptions which reflect the real interest sensitivity of the position.

(in HRK thousands)

Group

	Up to 3 months	From 3 months to 1 year	From 1 to 3 years	From 3 to 10 years	Over 10 years	Total
Assets						
As at 31 December 2020						
HRK	(77)	(333)	(88)	(906)	(234)	(1,638)
EUR	(150)	209	311	(1,638)	(833)	(2,101)
USD	(11)	14	46	(2)	2	49
CHF	(9)	5	4	(5)	(41)	(46)
Other	-	7	(7)	32	-	32
Total	(247)	(98)	266	(2,519)	(1,106)	(3,704)
As at 31 December 2019						
HRK	(51)	(369)	(326)	(1,330)	(451)	(2,527)
EUR	(166)	301	378	(1,772)	(854)	(2,113)
USD	(8)	29	50	8	2	81
CHF	(9)	5	5	(6)	(9)	(14)
Other	2	4	1	2	-	9
Total	(232)	(30)	108	(3,098)	(1,312)	(4,564)

PRIVREDNA BANKA ZAGREB d.d.

Notes to the financial statements (continued)**48 Interest rate risk (continued)**

(in HRK thousands)

Bank						
Assets	Up to 3 months	From 3 months to 1 year	From 1 to 3 years	From 3 to 10 years	Over 10 years	Total
As at 31 December 2020						
HRK	(72)	(142)	(467)	(1,548)	(18)	(2,247)
EUR	(156)	229	398	(1,685)	(409)	(1,623)
USD	(9)	15	43	-	2	51
CHF	(9)	5	4	(5)	(41)	(46)
Other	-	4	1	-	-	5
Total	(246)	111	(21)	(3,238)	(466)	(3,860)
As at 31 December 2019						
HRK	(48)	(157)	(607)	(1,763)	(144)	(2,719)
EUR	(167)	284	467	(1,719)	(480)	(1,615)
USD	(6)	29	46	2	2	73
CHF	(9)	6	5	(6)	(9)	(13)
Other	1	4	1	-	-	6
Total	(229)	166	(88)	(3,486)	(631)	(4,268)

PRIVREDNA BANKA ZAGREB d.d.

Notes to the financial statements (continued)**49 Weighted average interest rates**

The average effective interest rates for interest-earning financial assets and interest-bearing financial liabilities during the year are calculated on average balances at the end of each month for the Group and average monthly balances for the Bank.

The weighted average interest rates at the year-end are as follows:

	GROUP		BANK	
	2020	2019	2020	2020
	%	%	%	%
Current accounts with banks	(0.17)	(0.10)	(0.03)	(0.01)
Balances with the Croatian National Bank	0.00	0.00	0.00	0.00
Financial assets at fair value through profit or loss	2.63	0.78	2.62	0.57
Loans and advances to banks	(0.32)	0.14	(0.35)	0.08
Loans and advances to customers	3.57	3.97	3.99	4.50
Current accounts and deposits from customers	0.13	0.22	0.08	0.17
Current accounts and deposits from banks and interest-bearing borrowings	0.48	0.70	0.52	0.79

50 Currency risk

The Group manages its exposure to currency risk through a variety of measures including the use of revaluation clauses, which have the same effect as denominating HRK assets in other currencies and foreign currency deals bought and sold forward.

The Group's open FX position is mitigated through the use of derivative financial instruments which are not shown in the tables below.

PRIVREDNA BANKA ZAGREB d.d.

Notes to the financial statements (continued)**50 Currency risk (continued)**

(in HRK million)

Group	EUR	CHF	USD	BAM	Other	HRK	Total
	and EUR linked	and CHF linked	and USD linked	and BAM linked	cur- ren- cies		
As at 31 December 2020							
Assets							
Cash and current accounts with banks	8,063	173	313	1,179	574	16,702	27,004
Balances with the Croatian National Bank	-	-	-	-	-	4,035	4,035
Financial assets held for trading	240	-	33	-	-	996	1,269
Derivative financial assets	1	-	-	-	-	1	2
Fair value changes of the hedge items in portfolio hedge of interest rate risk	77	-	-	-	-	-	77
Loans and advances to banks	2,721	699	1,993	734	150	105	6,402
Loans and advances to customers	43,381	53	309	2,632	-	28,712	75,087
Investment securities	5,012	-	463	235	-	5,966	11,676
Investments in subsidiaries and associates	-	-	-	-	-	65	65
Intangible assets	65	-	-	20	-	232	317
Property and equipment	238	-	-	92	-	1,461	1,791
Investment property	14	-	-	-	-	73	87
Non-current assets held for sale	49	-	-	-	-	16	65
Deferred tax assets	2	-	-	1	-	126	129
Other assets	51	-	-	21	4	185	261
Current tax assets	7	-	-	17	-	28	52
Total assets	59,921	925	3,111	4,931	728	58,703	128,319
Liabilities							
Current accounts and deposits from banks	949	43	8	(13)	34	826	1,847
Current accounts and deposits from customers	54,043	899	3,378	3,840	676	36,625	99,461
Derivative financial liabilities	198	-	13	-	-	26	237
Fair value changes of the hedged items in portfolio hedge of interest rate risk	-	-	-	-	-	-	-
Interest-bearing borrowings and other financial liabilities	3,477	-	-	46	-	2,105	5,628
Other liabilities	225	-	12	109	4	1,260	1,610
Accrued expenses and deferred income	45	-	-	-	-	223	268
Provisions	73	-	13	-	43	421	550
Deferred tax liabilities	25	-	1	-	8	60	94
Current tax liability	-	-	-	-	-	-	-
Total liabilities	59,035	942	3,425	3,982	765	41,546	109,695
Net position	886	(17)	(314)	949	(37)	17,157	18,624

PRIVREDNA BANKA ZAGREB d.d.

Notes to the financial statements (continued)**50 Currency risk (continued)**

Group	(in HRK million)						Total
	EUR and EUR linked	CHF and CHF linked	USD and USD linked	BAM and BAM linked	Other cur- ren- cies	HRK	
As at 31 December 2019							
Assets							
Cash and current accounts with banks	6,019	141	149	1,517	278	12,538	20,642
Balances with the Croatian National Bank	-	-	-	-	-	4,901	4,901
Financial assets held for trading	269	-	159	-	-	988	1,416
Derivative financial assets	11	-	-	-	-	7	18
Fair value changes of the hedge items in portfolio hedge of interest rate risk	51	-	-	-	-	-	51
Loans and advances to banks	2,383	660	1,747	729	412	253	6,184
Loans and advances to customers	41,482	60	150	2,461	-	26,412	70,565
Investment securities	5,261	-	465	24	-	5,667	11,417
Investments in subsidiaries and associates	-	-	-	-	-	67	67
Intangible assets	57	-	-	22	-	288	367
Property and equipment	227	-	-	96	-	1,308	1,631
Investment property	14	-	-	-	-	49	63
Non-current assets held for sale	67	-	-	3	-	69	139
Deferred tax assets	3	-	-	2	-	136	141
Other assets	114	-	-	31	-	156	301
Current tax assets	-	-	-	13	-	1	14
Total assets	55,958	861	2,670	4,898	690	52,840	117,917
Liabilities							
Current accounts and deposits from banks	1,321	17	-	5	36	418	1,797
Current accounts and deposits from customers	50,180	823	3,049	3,516	556	31,752	89,876
Derivative financial liabilities	140	-	2	-	2	2	146
Fair value changes of the hedged items in portfolio hedge of interest rate risk	3	-	-	-	-	-	3
Interest-bearing borrowings and other financial liabilities	2,718	-	36	53	-	2,636	5,443
Other liabilities	246	2	11	101	1	1,847	2,208
Accrued expenses and deferred income	44	-	-	-	-	269	313
Provisions	103	-	13	-	40	383	539
Deferred tax liabilities	24	-	1	-	8	47	80
Current tax liability	24	-	-	-	-	66	90
Total liabilities	54,803	842	3,112	3,675	643	37,420	100,495
Net position	1,155	19	(442)	1,223	47	15,420	17,422

PRIVREDNA BANKA ZAGREB d.d.

Notes to the financial statements (continued)**50 Currency risk (continued)**

(in HRK million)

Bank	EUR and EUR linked	CHF and CHF linked	USD and USD linked	BAM and BAM linked	Other cur- rencies	HRK	Total
As at 31 December 2020							
Assets							
Cash and current accounts with banks	4,024	156	77	5	465	16,700	21,427
Balances with the Croatian National Bank	-	-	-	-	-	4,035	4,035
Financial assets held for trading	240	-	33	-	-	996	1,269
Derivative financial assets	-	-	-	-	-	1	1
Loans and advances to banks	2,510	605	1,993	-	115	104	5,327
Loans and advances to customers	24,289	34	307	-	-	26,540	51,170
Investment securities	3,265	-	95	-	-	5,879	9,239
Investments in subsidiaries and associates	-	-	-	-	-	1,962	1,962
Intangible assets	-	-	-	-	-	206	206
Property and equipment	-	-	-	-	-	1,033	1,033
Investment property	-	-	-	-	-	30	30
Non-current assets held for sale	-	-	-	-	-	13	13
Deferred tax assets	-	-	-	-	-	76	76
Other assets	4	-	-	-	4	121	129
Current tax assets	-	-	-	-	-	7	7
Total assets	34,332	795	2,505	5	584	57,703	95,924
Liabilities							
Current accounts and deposits from banks	992	43	8	-	34	1,113	2,190
Current accounts and deposits from customers	32,816	756	2,794	3	531	36,255	73,155
Derivative financial liabilities	-	-	-	-	-	25	25
Interest-bearing borrowings and other financial liabilities	1,550	-	-	-	-	2,062	3,612
Other liabilities	134	-	7	-	2	619	762
Accrued expenses and deferred income	-	-	-	-	-	111	111
Provisions	27	-	13	-	23	417	480
Deferred tax liabilities	-	-	-	-	-	38	38
Current tax liability	-	-	-	-	-	-	-
Total liabilities	35,519	799	2,822	3	590	40,640	80,373
Net position	(1,187)	(4)	(317)	2	(6)	17,063	15,551

PRIVREDNA BANKA ZAGREB d.d.

Notes to the financial statements (continued)**50 Currency risk (continued)**

(in HRK million)

Bank	EUR	CHF	USD	BAM	Other cur- rencies	HRK	Total
	and EUR linked	and CHF linked	and USD linked	and BAM linked			
As at 31 December 2019							
Assets							
Cash and current accounts with banks	3,906	109	66	9	228	12,555	16,873
Balances with the Croatian National Bank	-	-	-	-	-	4,901	4,901
Financial assets held for trading	269	-	159	-	-	988	1,416
Derivative financial assets	-	-	-	-	-	6	6
Loans and advances to banks	2,033	574	1,700	-	368	144	4,819
Loans and advances to customers	23,037	38	119	-	-	23,994	47,188
Investment securities	3,036	-	76	-	-	5,580	8,692
Investments in subsidiaries and associates	-	-	-	-	-	1,962	1,962
Intangible assets	-	-	-	-	-	264	264
Property and equipment	-	-	-	-	-	975	975
Investment property	-	-	-	-	-	2	2
Non-current assets held for sale	-	-	-	-	-	60	60
Deferred tax assets	-	-	-	-	-	89	89
Other assets	83	-	-	-	-	110	193
Total assets	32,364	721	2,120	9	596	51,630	87,440
Liabilities							
Current accounts and deposits from banks	999	34	-	-	34	610	1,677
Current accounts and deposits from customers	30,809	680	2,484	3	469	31,445	65,890
Derivative financial liabilities	-	-	-	-	-	2	2
Interest-bearing borrowings and other financial liabilities	1,632	-	-	-	-	1,903	3,535
Other liabilities	74	2	9	-	-	903	988
Accrued expenses and deferred income	-	-	-	-	-	147	147
Provisions	34	-	13	-	22	376	445
Deferred tax liabilities	-	-	-	-	-	33	33
Current tax liability	-	-	-	-	-	62	62
Total liabilities	33,548	716	2,506	3	525	35,481	72,779
Net position	(1,184)	5	(386)	6	71	16,149	14,661

PRIVREDNA BANKA ZAGREB d.d.

Notes to the financial statements (continued)**51 Liquidity risk****Analysis of financial liabilities by remaining undiscounted contractual maturities**

The tables below set out the remaining undiscounted contractual maturity of the Group's and Bank's financial liabilities as at 31 December 2020 and 31 December 2019.

Group	(in HRK million)						Total gross cash flows	Total carry- ing amou nt
	Up to 1 month	From 1 to 3 month s	From 3 month s to 1 year	From 1 to 5 years	Over 5 years			
As at 31 December 2020								
Liabilities								
Current accounts and deposits from banks	1,311	302	233	2	-	1,848	1,847	
Current accounts and deposits from customers	42,337	3,658	9,988	31,914	12,295	100,192	99,461	
Derivative financial liabilities	14	10	4	36	173	237	237	
Fair value changes of the hedged items in portfolio hedge of interest rate risk	-	-	-	-	-	-	-	
Interest-bearing borrowings and other financial liabilities	349	651	776	2,481	1,160	5,417	5,628	
Lease liability	6	11	48	172	51	288	-	
Other liabilities*	2,175	69	143	115	29	2,531	2,525	
Total undiscounted financial liabilities	46,192	4,701	11,192	34,720	13,708	110,513	109,698	
Off-balance sheet contingent liabilities and commitments								
Undrawn lending commitments	2,450	1,995	10,096	2,645	848	18,034	18,034	
Other contingent liabilities	248	817	1,303	1,596	403	4,367	4,367	
Total undiscounted off-balance sheet contingent liabilities and commitments	2,698	2,812	11,399	4,241	1,251	22,401	22,401	

* Other liabilities include subordinated liabilities, other liabilities, accrued expenses and deferred income, provisions for liabilities and charges, deferred tax liabilities and current tax liability.

PRIVREDNA BANKA ZAGREB d.d.

Notes to the financial statements (continued)**51 Liquidity risk (continued)****Analysis of financial liabilities by remaining contractual maturities (continued)**

(in HRK million)

Group	Up to 1 month	From 1 to 3 month s	From 3 month s to 1 year	From 1 to 5 years	Over 5 years	Total gross cash flows	Total carry- ing amou nt
As at 31 December 2019							
Liabilities							
Current accounts and deposits from banks	682	280	821	20	-	1,803	1,797
Current accounts and deposits from customers	35,948	4,435	11,609	28,297	10,236	90,525	89,876
Derivative financial liabilities	11	4	20	90	20	145	146
Fair value changes of the hedged items in portfolio hedge of interest rate risk	-	-	-	1	-	1	3
Interest-bearing borrowings and other financial liabilities	126	18	463	3,500	1,205	5,312	5,159
Lease liability	7	13	55	112	100	287	284
Other liabilities*	2,833	76	229	71	30	3,239	3,230
Total undiscounted financial liabilities	39,607	4,826	13,197	32,091	11,591	101,312	100,495
Off-balance sheet contingent liabilities and commitments							
Undrawn lending commitments	3,619	968	5,586	2,187	3,487	15,847	15,847
Other contingent liabilities	430	969	1,723	1,364	404	4,890	4,890
Total undiscounted off-balance sheet contingent liabilities and commitments	4,049	1,937	7,309	3,551	3,891	20,737	20,737

* Other liabilities include subordinated liabilities, other liabilities, accrued expenses and deferred income, provisions for liabilities and charges, deferred tax liabilities and current tax liability.

PRIVREDNA BANKA ZAGREB d.d.

Notes to the financial statements (continued)**51 Liquidity risk (continued)****Analysis of financial liabilities by remaining contractual maturities (continued)**

(in HRK million)

Bank	Up to 1 month	From 1 to 3 month s	From 3 month s to 1 year	From 1 to 5 years	Over 5 years	Total gross cash flows	Total carry- ing amou nt
As at 31 December 2020							
Liabilities							
Current accounts and deposits from banks	1,318	1	68	818	-	2,205	2,190
Current accounts and deposits from customers	21,306	2,872	8,239	28,969	12,412	73,798	73,155
Derivative financial liabilities	11	10	4	-	-	25	25
Interest-bearing borrowings and other financial liabilities	346	26	232	1,865	881	3,350	3,613
Lease liability	5	11	47	188	72	323	-
Other liabilities*	1,162	18	145	43	24	1,392	1,390
Total undiscounted financial liabilities	24,148	2,938	8,735	31,883	13,389	81,093	80,373
Off-balance sheet contingent liabilities and commitments							
Undrawn lending commitments	1,129	1,730	9,014	1,737	423	14,033	14,033
Other contingent liabilities	168	589	1,004	1,226	334	3,321	3,320
Total undiscounted off-balance sheet contingent liabilities and commitments	1,297	2,319	10,018	2,963	757	17,354	17,353

* Other liabilities include other liabilities, accrued expenses and deferred income, provisions for liabilities and charges, deferred tax liabilities and current tax liability.

PRIVREDNA BANKA ZAGREB d.d.

Notes to the financial statements (continued)**51 Liquidity risk (continued)****Analysis of financial liabilities by remaining contractual maturities (continued)**

Bank	(in HRK million)						Total gross cash flows	Total carry- ing amou nt
	Up to 1 month	From 1 to 3 month s	From 3 month s to 1 year	From 1 to 5 years	Over 5 years			
As at 31 December 2019								
Liabilities								
Current accounts and deposits from banks	754	42	288	612	-	1,696	1,677	
Current accounts and deposits from customers	18,261	3,670	9,277	25,073	10,513	66,794	65,890	
Derivative financial liabilities	1	-	1	-	-	2	2	
Interest-bearing borrowings and other financial liabilities	44	34	296	2,058	875	3,307	3,215	
Lease liability	5	10	43	184	85	327	320	
Other liabilities*	1,404	15	176	54	25	1,674	1,675	
Total undiscounted financial liabilities	20,469	3,771	10,081	27,981	11,498	73,800	72,779	
Off-balance sheet contingent liabilities and commitments								
Undrawn lending commitments	2,423	704	4,490	1,542	3,487	12,646	12,646	
Other contingent liabilities	463	715	908	1,009	329	3,424	3,424	
Total undiscounted off-balance sheet contingent liabilities and commitments	2,886	1,419	5,398	2,551	3,816	16,070	16,070	

* Other liabilities include other liabilities, accrued expenses and deferred income, provisions for liabilities and charges, deferred tax liabilities and current tax liability.

PRIVREDNA BANKA ZAGREB d.d.

Notes to the financial statements (continued)

51 Liquidity risk (continued)

Maturity analysis of assets and liabilities

The tables below present analyses of assets and liabilities of the Group and Bank according to their expected maturities at 31 December 2020 and 31 December 2019. The Group's expected cash flows on some financial assets and liabilities vary significantly from the contractual cash flows. For example, demand deposits from customers are expected to maintain a stable balance and are not all expected to be drawn immediately.

The Group and the Bank made certain assumptions in producing the maturity analyses set out below. The assumptions applied for loans and advances to customers were mostly based on contractual maturities, whilst overdraft, revolving and other facilities without precise amortisation plans were assumed to be recoverable within 12 months. Moreover, expected maturities for current accounts and deposits from customers and to some extent non-performing loans were based on statistical behaviour model as of past experience. All other items of the Group and the Bank were mostly based on contractual maturities.

PRIVREDNA BANKA ZAGREB d.d.

Notes to the financial statements (continued)**51 Liquidity risk (continued)****Maturity analysis of assets and liabilities (continued)**

(in HRK million)

Group

As at 31 December 2020	Less than 12 months	Over 12 months	Total
Assets			
Cash and current accounts with banks	27,004	-	27,004
Balances with the Croatian National Bank	4,035	-	4,035
Financial assets held for trading	143	1,126	1,269
Derivative financial assets	2	-	2
Fair value changes of the hedge items in portfolio hedge of interest rate risk	-	77	77
Loans and advances to banks	6,400	2	6,402
Loans and advances to customers	19,598	55,489	75,087
Investment securities	8,675	3,003	11,678
Investments in subsidiaries and associates	-	65	65
Intangible assets	-	317	317
Property and equipment	-	1,790	1,790
Investment property	-	86	86
Non-current assets held for sale	51	14	65
Deferred tax assets	109	23	132
Other assets	214	47	261
Current tax assets	34	18	52
Total assets	66,265	62,057	128,322
Liabilities			
Current accounts and deposits from banks	1,847	-	1,847
Current accounts and deposits from customers	55,981	43,480	99,461
Derivative financial liabilities	28	209	237
Fair value changes of the hedged items in portfolio hedge of interest rate risk	-	-	-
Interest-bearing borrowings and other financial liabilities	1,603	4,025	5,628
Other liabilities	1,604	6	1,610
Accrued expenses and deferred income	260	8	268
Provisions	494	56	550
Deferred tax liabilities	85	12	97
Current tax liability	-	-	-
Total liabilities	61,902	47,796	109,698
Net expected maturity gap	4,363	14,261	18,624

PRIVREDNA BANKA ZAGREB d.d.

Notes to the financial statements (continued)**51 Liquidity risk (continued)****Maturity analysis of assets and liabilities (continued)**

(in HRK million)

Group

As at 31 December 2019	Less than 12 months	Over 12 months	Total
Assets			
Cash and current accounts with banks	20,642	-	20,642
Balances with the Croatian National Bank	4,901	-	4,901
Financial assets held for trading	137	1,279	1,416
Derivative financial assets	11	7	18
Fair value changes of the hedge items in portfolio hedge of interest rate risk	-	51	51
Loans and advances to banks	6,100	84	6,184
Loans and advances to customers	20,154	50,411	70,565
Investment securities	7,943	3,474	11,417
Investments in subsidiaries and associates	-	67	67
Intangible assets	-	367	367
Property and equipment	-	1,631	1,631
Investment property	5	58	63
Non-current assets held for sale	76	63	139
Deferred tax assets	118	23	141
Other assets	165	136	301
Current tax assets	1	13	14
Total assets	60,253	57,664	117,917
Liabilities			
Current accounts and deposits from banks	1,778	19	1,797
Current accounts and deposits from customers	51,988	37,888	89,876
Derivative financial liabilities	35	111	146
Fair value changes of the hedged items in portfolio hedge of interest rate risk	-	3	3
Interest-bearing borrowings and other financial liabilities	942	4,501	5,443
Other liabilities	2,201	7	2,208
Accrued expenses and deferred income	303	10	313
Provisions	440	99	539
Deferred tax liabilities	75	5	80
Current tax liability	90	-	90
Total liabilities	57,852	42,643	100,495
Net expected maturity gap	2,401	15,021	17,422

PRIVREDNA BANKA ZAGREB d.d.

Notes to the financial statements (continued)**51 Liquidity risk (continued)****Maturity analysis of assets and liabilities (continued)**

(in HRK million)

Bank

As at 31 December 2020	Less than 12 months	Over 12 months	Total
Assets			
Cash and current accounts with banks	21,427	-	21,427
Balances with the Croatian National Bank	4,035	-	4,035
Financial assets held for trading	143	1,126	1,269
Derivative financial assets	1	-	1
Loans and advances to banks	5,327	-	5,327
Loans and advances to customers	11,984	39,186	51,170
Investment securities	7,569	1,670	9,239
Investments in subsidiaries and associates	-	1,962	1,962
Intangible assets	-	206	206
Property and equipment	-	1,033	1,033
Investment property	-	30	30
Non-current assets held for sale	-	13	13
Deferred tax assets	76	-	76
Other assets	102	27	129
Tax prepayments	7	-	7
Total assets	50,671	45,253	95,924
Liabilities			
Current accounts and deposits from banks	1,387	803	2,190
Current accounts and deposits from customers	32,417	40,738	73,155
Derivative financial liabilities	25	-	25
Interest-bearing borrowings and other financial liabilities	413	3,200	3,613
Other liabilities	757	5	762
Accrued expenses and deferred income	103	8	111
Provisions	426	54	480
Deferred tax liabilities	37	-	37
Current tax liability	-	-	-
Total liabilities	35,565	44,808	80,373
Net expected maturity gap	15,106	445	15,551

PRIVREDNA BANKA ZAGREB d.d.

Notes to the financial statements (continued)**51 Liquidity risk (continued)****Maturity analysis of assets and liabilities (continued)**

(in HRK million)

Bank

As at 31 December 2019	Less than 12 months	Over 12 months	Total
Assets			
Cash and current accounts with banks	16,873	-	16,873
Balances with the Croatian National Bank	4,901	-	4,901
Financial assets held for trading	137	1,279	1,416
Derivative financial assets	6	-	6
Loans and advances to banks	4,819	-	4,819
Loans and advances to customers	12,868	34,320	47,188
Investment securities	7,286	1,406	8,692
Investments in subsidiaries and associates	-	1,962	1,962
Intangible assets	-	264	264
Property and equipment	-	975	975
Investment property	-	2	2
Non-current assets held for sale	-	60	60
Deferred tax assets	89	-	89
Other assets	133	60	193
Total assets	47,112	40,328	87,440
Liabilities			
Current accounts and deposits from banks	1,081	596	1,677
Current accounts and deposits from customers	31,206	34,684	65,890
Derivative financial liabilities	2	-	2
Interest-bearing borrowings and other financial liabilities	690	2,845	3,535
Other liabilities	981	7	988
Accrued expenses and deferred income	137	10	147
Provisions	383	62	445
Deferred tax liabilities	33	-	33
Current tax liability	62	-	62
Total liabilities	34,575	38,204	72,779
Net expected maturity gap	12,537	2,124	14,661

PRIVREDNA BANKA ZAGREB d.d.

Notes to the financial statements (continued)**52 Concentration of assets and liabilities**

Concentration of risk is managed by client/counterparty, by geographical region and by industry sector. The Bank's and the Group's assets and liabilities can be analysed by the following geographical regions and industry sector:

(in HRK million)

	GROUP			BANK		
	Assets	Liabilities	Off balance sheet liabilities	Assets	Liabilities	Off balance sheet liabilities
As at 31 December 2020						
Geographic region						
Republic of Croatia	92,290	77,517	15,622	88,263	76,610	15,670
Other European Union members	23,690	23,010	4,033	3,094	1,158	1,055
Other countries	12,342	9,171	2,746	4,567	2,605	628
	128,322	109,698	22,401	95,924	80,373	17,353
Industry sector						
Citizens	39,415	67,116	8,685	27,972	49,189	7,139
Finance	21,538	12,169	468	16,054	9,641	957
Government	18,612	2,488	366	14,681	1,363	342
Commerce	5,018	4,969	2,755	2,295	3,743	1,502
Tourism	2,644	1,160	460	2,327	953	435
Agriculture	752	310	174	629	268	139
Other sectors	40,343	21,486	9,493	31,966	15,216	6,839
	128,322	109,698	22,401	95,924	80,373	17,353
As at 31 December 2019						
Geographic region						
Republic of Croatia	84,393	71,431	14,663	80,302	69,426	14,730
Other European Union members	22,958	21,272	4,509	4,626	1,723	1,121
Other countries	10,566	7,792	1,565	2,512	1,630	219
	117,917	100,495	20,737	87,440	72,779	16,070
Industry sector						
Citizens	39,113	61,177	8,258	27,413	44,578	6,759
Finance	19,971	10,721	703	16,476	7,584	882
Government	20,670	3,116	307	16,444	2,002	289
Commerce	4,818	4,282	2,563	2,127	3,295	1,592
Tourism	2,347	1,483	457	2,067	1,236	440
Agriculture	856	592	150	737	548	140
Other sectors	30,142	19,124	8,299	22,176	13,536	5,968
	117,917	100,495	20,737	87,440	72,779	16,070

PRIVREDNA BANKA ZAGREB d.d.

Notes to the financial statements (continued)**53 Earnings per share**

For the purpose of calculating earnings per share, earnings represent the net profit after tax. The number of ordinary shares is the weighted average number of ordinary shares outstanding during the year after deducting the number of ordinary treasury shares. The weighted average number of ordinary shares used for basic earnings per share was 19,017,056 (2019: 19,010,136). There is no potential dilution effect from any instruments and hence the basic earnings per share are the same as diluted earnings per share.

	GROUP		BANK	
	2020	2019	2020	2019
Profit attributable to equity holders of the Bank (in HRK million)	978	1,652	817	1,880
Weighted average number of ordinary shares	19,017,056	19,010,136	19,017,056	19,010,136
Basic and diluted earnings per share (in HRK per share)	51.4	86.9	43.0	98.9

PRIVREDNA BANKA ZAGREB d.d.

Appendix 1 - Supplementary forms required by local regulation

Supplementary financial statements of the Group and the Bank prepared in accordance with the framework for reporting set out in the Decision of the Croatian National Bank on the Structure and Content of the Annual Financial Statements of credit institutions (Official Gazette 42/2018, 122/2020):

Form "Balance sheet"

	(in HRK million)			
	GROUP		BANK	
	31 December 2020	31 December 2019	31 December 2020	31 December 2019
Assets				
Cash and deposits with the Croatian National Bank	23,503	19,118	21,427	16,873
<i>Cash in hand</i>	3,490	3,605	2,163	1,910
<i>Deposits with the Croatian National Bank</i>	18,796	14,663	19,264	14,663
<i>Other deposits</i>	1,217	850	-	300
Financial assets held for trading	1,271	1,425	1,270	1,422
<i>Derivatives</i>	2	9	1	6
<i>Equity instruments</i>		-	-	-
<i>Debt securities</i>	1,269	1,416	1,269	1,416
<i>Loans and advances</i>		-	-	-
Non-trading financial assets mandatorily at fair value through profit or loss	103	45	74	34
<i>Equity instruments</i>	36	39	31	34
<i>Debt securities</i>	62	-	43	-
<i>Loans and advances</i>	5	6	-	-
Financial assets designated at fair value through profit or loss	-	-	-	-
<i>Debt securities</i>	-	-	-	-
<i>Loans and advances</i>		-	-	-
Financial assets at fair value through other comprehensive income	11,134	10,841	8,743	8,153
<i>Equity instruments</i>	160	196	55	80
<i>Debt securities</i>	10,974	10,645	8,688	8,073
<i>Loans and advances</i>		-	-	-
Financial assets at amortised cost	89,548	83,756	60,999	57,470
<i>Debt securities</i>	453	537	429	505
<i>Loans and advances</i>	89,095	83,219	60,570	56,965
Derivatives – Hedge accounting	-	9	-	-

PRIVREDNA BANKA ZAGREB d.d.

Appendix 1 - Supplementary forms required by local regulation (continued)**Form "Balance sheet"(continued)**

(in HRK million)

	GROUP		BANK	
	31 December 2020	31 December 2019	31 December 2020	31 December 2019
Assets				
Fair value changes of the hedged items in portfolio hedge of interest rate risk	77	51	-	-
Investments in subsidiaries, joint ventures and associates	65	67	1,962	1,962
Tangible assets	1,876	1,694	1,063	977
Intangible assets	317	367	206	264
Tax assets	184	155	83	89
Other assets	223	307	129	192
Non-current assets and disposal groups classified as held for sale	65	139	13	60
Total assets	128,366	117,974	95,969	87,496

PRIVREDNA BANKA ZAGREB d.d.

Appendix 1 - Supplementary forms required by local regulation (continued)**Form "Balance sheet"(continued)**

(in HRK million)

	GROUP		BANK	
	31 December 2020	31 December 2019	31 December 2020	31 December 2019
Liabilities				
Financial liabilities held for trading	27	5	25	2
<i>Derivatives</i>	27	5	25	2
<i>Short positions</i>	-	-	-	-
<i>Deposits</i>	-	-	-	-
<i>Debt securities issued</i>	-	-	-	-
<i>Other financial liabilities</i>	-	-	-	-
Financial liabilities designated at fair value through profit or loss	-	-	-	-
<i>Deposits</i>	-	-	-	-
<i>Debt securities issued</i>	-	-	-	-
<i>Other financial liabilities</i>	-	-	-	-
Financial liabilities measured at amortised cost	107,046	97,249	78,958	71,102
<i>Deposits</i>	106,614	96,238	78,615	70,762
<i>Debt securities issued</i>	-	-	-	-
<i>Other financial liabilities</i>	432	1,011	343	340
Derivatives – Hedge accounting	210	141	-	-
Fair value changes of the hedged items in portfolio hedge of interest rate risk	-	3	-	-
Provisions	595	596	525	501
Tax liabilities	97	170	37	95
Share capital repayable on demand	-	-	-	-
Other liabilities	1,767	2,388	873	1,135
Liabilities included in disposal groups classified as held for sale	-	-	-	-
Total liabilities	109,742	100,552	80,418	72,835

PRIVREDNA BANKA ZAGREB d.d.

Appendix 1 - Supplementary forms required by local regulation (continued)**Form "Balance sheet" (continued)**

(in HRK million)

	GROUP		BANK	
	31 December 2020	31 December 2019	31 December 2020	31 December 2019
Equity				
Share capital	1,907	1,907	1,907	1,907
Share premium	1,570	1,570	1,570	1,570
Equity instruments issued other than capital		-		-
Other equity		-		-
Accumulated other comprehensive income	41	92	23	69
Retained earnings	12,755	10,991	10,868	8,944
Revaluation reserves	327	201	161	91
Other reserves	(53)	(18)	273	276
(-) Treasury shares	(70)	(76)	(68)	(76)
Profit or loss attributable to owners of the parent	978	1,652	817	1,880
(-) Interim dividends		-		-
Minority interests [Non-controlling interests]	1,169	1,103	-	-
Total equity	18,624	17,422	15,551	14,661
Total liabilities and equity	128,366	117,974	95,969	87,496
Total equity	18,624	17,422	15,551	14,661
Equity holders of the Bank	17,455	16,319	15,551	14,661
Non-controlling interests	1,169	1,103	-	-

The balance sheet form is prepared in accordance with the CNB Decision on the Structure and Content of Annual Financial Statements for Banks.

Appendix 1 - Supplementary forms required by local regulation (continued)

The following tables provide reconciliation between statutory financial statements and supplementary schedules for CNB.

Balance sheet reconciliation as at 31 December 2020

Assets

Per IFRS

(in HRK million)

Group

CNB schedules	Cash and current accounts with banks	Balances with the Croatian National Bank	Financial assets held for trading	Derivative financial assets	Fair value changes of the hedged items in portfolio hedge of interest rate risk	Loans and advances to banks	Loans and advances to customers	Investment securities	Investments in associates	Intangible assets	Property and equipment	Investment property	Non-current assets held for sale	Deferred tax assets	Other assets	Tax prepayments	Total assets
Cash and deposits with the Croatian National Bank	22,286	-	-	-	-	1,217	-	-	-	-	-	-	-	-	-	-	23,503
Cash in hand	3,490	-	-	-	-	-	-	-	-	-	-	-	-	-	-	-	3,490
Deposits with the Croatian National Bank	18,796	-	-	-	-	-	-	-	-	-	-	-	-	-	-	-	18,796
Other deposits	-	-	-	-	-	1,217	-	-	-	-	-	-	-	-	-	-	1,217
Financial assets held for trading	-	-	1,269	2	-	-	-	-	-	-	-	-	-	-	-	-	1,271
Derivatives	-	-	-	2	-	-	-	-	-	-	-	-	-	-	-	-	2
Equity instruments	-	-	-	-	-	-	-	-	-	-	-	-	-	-	-	-	-
Debt securities	-	-	1,269	-	-	-	-	-	-	-	-	-	-	-	-	-	1,269
Loans and advances	-	-	-	-	-	-	-	-	-	-	-	-	-	-	-	-	-
Non-trading financial assets mandatorily at fair value through profit or loss	-	-	-	-	-	-	5	98	-	-	-	-	-	-	-	-	103
Equity instruments	-	-	-	-	-	-	-	36	-	-	-	-	-	-	-	-	36
Debt securities	-	-	-	-	-	-	-	62	-	-	-	-	-	-	-	-	62

Appendix 1 - Supplementary forms required by local regulation (continued)
Balance sheet reconciliation as at 31 December 2020 (continued)
Assets (continued)

Per IFRS

(in HRK million)

Group

Group	Cash and current accounts with banks	Balances with the Croatian National Bank	Financial assets held for trading	Derivative financial assets	Fair value changes of the hedged items in portfolio hedge of interest rate risk	Loans and advances to banks	Loans and advances to customers	Investment securities	Investments in associates	Intangible assets	Property and equipment	Investment property	Non-current assets held for sale	Deferred tax assets	Other assets	Tax pre-payments	Total assets	
																		CNB schedules
<i>Loans and advances</i>	-	-	-	-	-	-	5	-	-	-	-	-	-	-	-	-	-	5
Financial assets designated at fair value through profit or loss	-	-	-	-	-	-	-	-	-	-	-	-	-	-	-	-	-	-
<i>Debt securities</i>	-	-	-	-	-	-	-	-	-	-	-	-	-	-	-	-	-	-
<i>Loans and advances</i>	-	-	-	-	-	-	-	-	-	-	-	-	-	-	-	-	-	-
Financial assets at fair value through other comprehensive income	-	-	-	-	-	-	-	11,134	-	-	-	-	-	-	-	-	-	11,134
<i>Equity instruments</i>	-	-	-	-	-	-	-	160	-	-	-	-	-	-	-	-	-	160
<i>Debt securities</i>	-	-	-	-	-	-	-	10,974	-	-	-	-	-	-	-	-	-	10,974
<i>Loans and advances</i>	-	-	-	-	-	-	-	-	-	-	-	-	-	-	-	-	-	-

Appendix 1 - Supplementary forms required by local regulation (continued)
Balance sheet reconciliation as at 31 December 2020 (continued)
Assets (continued)

Per IFRS

(in HRK million)

Group

Group	Cash and current accounts with banks	Balances with the Croatian National Bank	Financial assets held for trading	Derivative financial assets	Fair value changes of the hedged items in portfolio hedge of interest rate risk	Loans and advances to banks	Loans and advances to customers	Investment securities	Investments in associates	Intangible assets	Property and equipment	Investment property	Non-current assets held for sale	Deferred tax assets	Other assets	Tax pre-payments	Total assets
CNB schedules																	
Financial assets at amortised cost	4,718	4,035	-	-	-	5,185	75,122	446	-	-	-	-	-	-	42	-	89,548
<i>Debt securities</i>	-	-	-	-	-	-	7	446	-	-	-	-	-	-	-	-	453
<i>Loans and advances</i>	4,718	4,035	-	-	-	5,185	75,115	-	-	-	-	-	-	-	42	-	89,095
Derivatives – Hedge accounting	-	-	-	-	-	-	-	-	-	-	-	-	-	-	-	-	-
Fair value changes of the hedged items in portfolio hedge of interest rate risk	-	-	-	-	77	-	-	-	-	-	-	-	-	-	-	-	77
Investments in subsidiaries, joint ventures and associates	-	-	-	-	-	-	-	-	65	-	-	-	-	-	-	-	65

Appendix 1 - Supplementary forms required by local regulation (continued)

Balance sheet reconciliation as at 31 December 2020 (continued)

Assets (continued)

Per IFRS

(in HRK million)

Group

	Cash and current accounts with banks	Balances with the Croatian National Bank	Financial assets held for trading	Derivatives financial assets	Fair value changes of the hedged items in portfolio hedge of interest rate risk	Loans and advances to banks	Loans and advances to customers	Investment securities	Investments in associates	Intangible assets	Property and equipment	Investment property	Non-current assets held for sale	Deferred tax assets	Other assets	Tax prepayments	Total assets
CNB schedules																	
Tangible assets	-	-	-	-	-	-	-	-	-	-	1,790	86	-	-	-	-	1,876
Intangible assets	-	-	-	-	-	-	-	-	-	317	-	-	-	-	-	-	317
Tax assets	-	-	-	-	-	-	-	-	-	-	-	-	-	132	-	52	184
Other assets	-	-	-	-	-	-	4	-	-	-	-	-	-	-	219	-	223
Non-current assets and disposal groups classified as held for sale	-	-	-	-	-	-	-	-	-	-	-	-	65	-	-	-	65
Transfer to provisions	-	-	-	-	-	-	(44)	-	-	-	-	-	-	-	-	-	(44)
Total assets	27.004	4.035	1.269	2	77	6.402	75.087	11.678	65	317	1.790	86	65	132	261	52	128.322

Appendix 1 – Supplementary forms required by local regulation (continued)

Balance sheet reconciliation as at 31 December 2020 (continued)

Liabilities

Per IFRS

(in HRK million)

Group

CNB schedules	Current ac- counts and deposits from banks	Current ac- counts and deposits from customers	Derivative fi- nancial liabil- ities	Fair value changes of the hedged items in port- folio hedge	Interest-bear- ing borrow- ings	Subordinated liabilities	Other liabilities	Accrued ex- penses and deferred in- come	Provisions for liabilities and charges	Deferred tax liabilities	Current tax liability	Total liabilities
Financial liabilities held for trading	-	-	27	-	-	-	-	-	-	-	-	27
<i>Derivatives</i>	-	-	27	-	-	-	-	-	-	-	-	27
<i>Short positions</i>	-	-	-	-	-	-	-	-	-	-	-	-
<i>Deposits</i>	-	-	-	-	-	-	-	-	-	-	-	-
<i>Debt securities issued</i>	-	-	-	-	-	-	-	-	-	-	-	-
<i>Other financial liabilities</i>	-	-	-	-	-	-	-	-	-	-	-	-
Financial liabilities designated at fair value through profit or loss	-	-	-	-	-	-	-	-	-	-	-	-
<i>Deposits</i>	-	-	-	-	-	-	-	-	-	-	-	-
<i>Debt securities issued</i>	-	-	-	-	-	-	-	-	-	-	-	-
<i>Other financial liabilities</i>	-	-	-	-	-	-	-	-	-	-	-	-
Financial liabilities measured at amortised cost	1,847	99,461	-	-	5,628	-	110	-	-	-	-	107,046
<i>Deposits</i>	1,847	99,029	-	-	5,628	-	110	-	-	-	-	106,614
<i>Debt securities issued</i>	-	-	-	-	-	-	-	-	-	-	-	-
<i>Other financial liabilities</i>	-	432	-	-	-	-	-	-	-	-	-	432
Derivatives – Hedge accounting	-	-	210	-	-	-	-	-	-	-	-	210

Appendix 1 – Supplementary forms required by local regulation (continued)

Balance sheet reconciliation as at 31 December 2020 (continued)

Liabilities (continued)

Per IFRS

(in HRK million)

Group

	Current ac- counts and deposits from banks	Current ac- counts and deposits from customers	Derivative fi- nancial liabil- ities	Fair value changes of the hedged items in port- folio hedge	Interest-bear- ing borrow- ings	Subordinated liabilities	Other liabilities	Accrued ex- penses and deferred in- come	Provisions for liabilities and charges	Deferred tax liabilities	Current tax liability	Total liabilities
CNB schedules												
Fair value changes of the hedged items in portfolio hedge of interest rate risk	-	-	-	-	-	-	-	-	-	-	-	-
Provisions	-	-	-	-	-	-	-	-	595	-	-	595
Tax liabilities	-	-	-	-	-	-	-	-	-	97	-	97
Share capital repayable on demand	-	-	-	-	-	-	-	-	-	-	-	-
Other liabilities	-	-	-	-	-	-	1,500	268	-	-	-	1,768
Liabilities included in disposal groups classified as held for sale	-	-	-	-	-	-	-	-	-	-	-	-
Transfer from loans and advances to customers	-	-	-	-	-	-	-	-	(45)	-	-	-
Total liabilities	1,847	99,461	237	-	5,628	-	1,610	268	550	97	-	109,698

Appendix 1 - Supplementary forms required by local regulation (continued)**Balance sheet reconciliation as at 31 December 2020 (continued)****Equity**

Per IFRS

(in HRK million)

Group

CNB schedules	Share capital	Share premium	Treasury shares	Other reserves	Fair value reserve	Retained earnings	Merger reserve	Non-controlling interests	Total equity
Share capital	1,907	-	-	-	-	-	-	-	1,907
Share premium	-	1,570	-	-	-	-	-	-	1,570
Equity instruments issued other than capital	-	-	-	-	-	-	-	-	-
Other equity	-	-	-	-	-	-	-	-	-
Accumulated other comprehensive income	-	-	-	-	41	-	-	-	41
Retained earnings	-	-	-	-	-	12,755	-	-	12,755
Revaluation reserves	-	-	-	327	-	-	-	-	327
Other reserves	-	-	-	1,161	-	-	(1,214)	-	(53)
(-) Treasury shares	-	-	(70)	-	-	-	-	-	(70)
Profit or loss attributable to owners of the parent	-	-	-	-	-	978	-	-	978
(-) Interim dividends	-	-	-	-	-	-	-	-	-
Minority interests [Non-controlling interests]	-	-	-	-	-	-	-	1,169	1,169
Total equity	1,907	1,570	(70)	1,488	41	13,733	(1,214)	1,169	18,624

Appendix 1 - Supplementary forms required by local regulation (continued)

The following tables provide reconciliation between statutory financial statements and supplementary schedules for CNB.

Balance sheet reconciliation as at 31 December 2020

Assets

Bank	Per IFRS															(in HRK million)		
	Cash and current accounts with banks	Balances with the Croatian National Bank	Financial assets held for trading	Derivative financial assets	Fair value changes of the hedged items in portfolio hedge	Loans and advances to banks	Loans and advances to customers	Investment securities	Investments in associates	Intangible assets	Property and equipment	Investment property	Non-current assets held for sale	Deferred tax assets	Other assets	Tax prepayments	Total	assets
Cash and deposits with the Croatian National Bank	21,427	-	-	-	-	-	-	-	-	-	-	-	-	-	-	-	-	21,427
<i>Cash in hand</i>	2,163	-	-	-	-	-	-	-	-	-	-	-	-	-	-	-	-	2,163
<i>Deposits with the Croatian National Bank</i>	19,264	-	-	-	-	-	-	-	-	-	-	-	-	-	-	-	-	19,264
<i>Other deposits</i>	-	-	-	-	-	-	-	-	-	-	-	-	-	-	-	-	-	-
Financial assets held for trading	-	-	1,269	1	-	-	-	-	-	-	-	-	-	-	-	-	-	1,270
<i>Derivatives</i>	-	-	-	1	-	-	-	-	-	-	-	-	-	-	-	-	-	1
<i>Equity instruments</i>	-	-	-	-	-	-	-	-	-	-	-	-	-	-	-	-	-	-
<i>Debt securities</i>	-	-	1,269	-	-	-	-	-	-	-	-	-	-	-	-	-	-	1,269
<i>Loans and advances</i>	-	-	-	-	-	-	-	-	-	-	-	-	-	-	-	-	-	-
Non-trading financial assets mandatorily at fair value through profit or loss	-	-	-	-	-	-	-	74	-	-	-	-	-	-	-	-	-	74

Appendix 1 - Supplementary forms required by local regulation (continued)
Balance sheet reconciliation as at 31 December 2020 (continued)
Assets (continued)

Per IFRS

(in HRK million)

Bank

	Cash and current accounts with banks	Balances with the Croatian National Bank	Financial assets held for trading	Derivative financial assets	Fair value changes of the hedged items in portfolio hedge of interest rate risk	Loans and advances to banks	Loans and advances to customers	Investment securities	Investments in associates	Intangible assets	Property and equipment	Investment property	Non-current assets held for sale	Deferred tax assets	Other assets	Tax prepayments	Total assets
CNB schedules																	
<i>Equity instruments</i>	-	-	-	-	-	-	-	31	-	-	-	-	-	-	-	-	31
<i>Debt securities</i>	-	-	-	-	-	-	-	43	-	-	-	-	-	-	-	-	43
<i>Loans and advances</i>	-	-	-	-	-	-	-	-	-	-	-	-	-	-	-	-	-
Financial assets designated at fair value through profit or loss								-									-
<i>Debt securities</i>	-	-	-	-	-	-	-	-	-	-	-	-	-	-	-	-	-
<i>Loans and advances</i>	-	-	-	-	-	-	-	-	-	-	-	-	-	-	-	-	-
Financial assets at fair value through other comprehensive income								8,743									8,743
<i>Equity instruments</i>	-	-	-	-	-	-	-	55	-	-	-	-	-	-	-	-	55
<i>Debt securities</i>	-	-	-	-	-	-	-	8,688	-	-	-	-	-	-	-	-	8,688
<i>Loans and advances</i>	-	-	-	-	-	-	-	-	-	-	-	-	-	-	-	-	-

Appendix 1 - Supplementary forms required by local regulation (continued)**Balance sheet reconciliation as at 31 December 2020 (continued)****Assets (continued)**

Per IFRS

(in HRK million)

Bank

	Cash and current accounts with banks	Balances with the Croatian National Bank	Financial assets held for trading	Derivative financial assets	Fair value changes of the hedged items in portfolio hedge of interest rate risk	Loans and advances to banks	Loans and advances to customers	Investment securities	Investments in associates	Intangible assets	Property and equipment	Investment property	Non-current assets held for sale	Deferred tax assets	Other assets	Tax prepayments	Total assets	
CNB schedules																		
Financial assets at amortised cost	-	4,035	-	-	-	5,327	51,215	422	-	-	-	-	-	-	-	-	-	60,999
<i>Debt securities</i>	-	-	-	-	-	-	7	422	-	-	-	-	-	-	-	-	-	429
<i>Loans and advances</i>	-	4,035	-	-	-	5,327	51,208	-	-	-	-	-	-	-	-	-	-	60,570
Derivatives – Hedge accounting	-	-	-	-	-	-	-	-	-	-	-	-	-	-	-	-	-	-
Fair value changes of the hedged items in portfolio hedge of interest rate risk	-	-	-	-	-	-	-	-	-	-	-	-	-	-	-	-	-	-
Investments in subsidiaries, joint ventures and associates	-	-	-	-	-	-	-	-	1,962	-	-	-	-	-	-	-	-	1,962
Tangible assets	-	-	-	-	-	-	-	-	-	-	1,033	30	-	-	-	-	-	1,063

Appendix 1 - Supplementary forms required by local regulation (continued)

Balance sheet reconciliation as at 31 December 2020 (continued)

Assets (continued)

Per IFRS

(in HRK million)

Bank	Cash and current accounts with banks	Balances with the Croatian National Bank	Financial assets held for trading	Derivative financial assets	Fair value changes of the hedged items in portfolio	Loans and advances to banks	Loans and advances to customers	Investment securities	Investments in associates	Intangible assets	Property and equipment	Investment property	Non-current assets held for sale	Deferred tax assets	Other assets	Tax prepayments	Total assets
					hedge of interest rate risk												
CNB schedules																	
Intangible assets	-	-	-	-	-	-	-	-	-	206	-	-	-	-	-	-	206
Tax assets	-	-	-	-	-	-	-	-	-	-	-	-	-	76	-	7	83
Other assets	-	-	-	-	-	-	-	-	-	-	-	-	-	-	129	-	129
Non-current assets and disposal groups classified as held for sale	-	-	-	-	-	-	-	-	-	-	-	-	13	-	-	-	13
Transfer to provisions	-	-	-	-	-	-	(45)	-	-	-	-	-	-	-	-	-	(45)
Total assets	21,427	4,035	1,269	1	-	5,327	51,170	9,239	1,962	206	1,033	30	13	76	129	7	95,924

Appendix 1 – Supplementary forms required by local regulation (continued)

Balance sheet reconciliation as at 31 December 2020 (continued)

Liabilities

Per IFRS

(in HRK million)

Bank

CNB schedules	Current ac- counts and deposits from banks	Current ac- counts and deposits from custom- ers	Derivative fi- nancial liabilities	Fair value changes of the hedged items in port- folio hedge	Interest-bear- ing borrow- ings	Subordinated liabilities	Other liabilities	Accrued ex- penses and deferred in- come	Provisions for liabilities and charges	Deferred tax liabilities	Current tax liability	Total liabilities
Financial liabilities held for trading	-	-	25	-	-	-	-	-	-	-	-	25
<i>Derivatives</i>	-	-	25	-	-	-	-	-	-	-	-	25
<i>Short positions</i>	-	-	-	-	-	-	-	-	-	-	-	-
<i>Deposits</i>	-	-	-	-	-	-	-	-	-	-	-	-
<i>Debt securities issued</i>	-	-	-	-	-	-	-	-	-	-	-	-
<i>Other financial liabilities</i>	-	-	-	-	-	-	-	-	-	-	-	-
Financial liabilities designated at fair value through profit or loss	-	-	-	-	-	-	-	-	-	-	-	-
<i>Deposits</i>	-	-	-	-	-	-	-	-	-	-	-	-
<i>Debt securities issued</i>	-	-	-	-	-	-	-	-	-	-	-	-
<i>Other financial liabilities</i>	-	-	-	-	-	-	-	-	-	-	-	-
Financial liabilities measured at amortised cost	2,190	73,155	-	-	3,613	-	-	-	-	-	-	78,958
<i>Deposits</i>	2,190	73,155	-	-	3,270	-	-	-	-	-	-	78,615
<i>Debt securities issued</i>	-	-	-	-	-	-	-	-	-	-	-	-
<i>Other financial liabilities</i>	-	-	-	-	343	-	-	-	-	-	-	343
Derivatives – Hedge accounting	-	-	-	-	-	-	-	-	-	-	-	-

Appendix 1 – Supplementary forms required by local regulation (continued)

Balance sheet reconciliation as at 31 December 2020 (continued)

Liabilities (continued)

Bank	Per IFRS											(in HRK million)
	Current ac- counts and deposits from banks	Current ac- counts and deposits from customers	Derivative fi- nancial liabil- ities	Fair value changes of the hedged items in port- folio hedge	Interest-bear- ing borrow- ings	Subordinated liabilities	Other liabilities	Accrued ex- penses and deferred in- come	Provisions for liabilities and charges	Deferred tax liabilities	Current tax liability	Total liabilities
CNB schedules												
Fair value changes of the hedged items in portfolio hedge of interest rate risk	-	-	-	-	-	-	-	-	-	-	-	-
Provisions	-	-	-	-	-	-	-	-	525	-	-	525
Tax liabilities	-	-	-	-	-	-	-	-	-	37	-	37
Share capital repayable on demand	-	-	-	-	-	-	-	-	-	-	-	-
Other liabilities	-	-	-	-	-	-	762	111	-	-	-	873
Liabilities included in disposal groups classified as held for sale	-	-	-	-	-	-	-	-	-	-	-	-
Transfer from loans and advances to customers	-	-	-	-	-	-	-	-	(45)	-	-	(45)
Total liabilities	2,190	73,155	25	-	3,613	-	762	111	480	37	-	80,373

Appendix 1 - Supplementary forms required by local regulation (continued)

Balance sheet reconciliation as at 31 December 2020 (continued)

Equity

Per IFRS

(in HRK million)

Bank									
CNB schedules	Share capital	Share premium	Treasury shares	Other reserves	Fair value reserve	Retained earnings	Merger reserve	Non-controlling interests	Total equity
Share capital	1,907	-	-	-	-	-	-	-	1,907
Share premium	-	1,570	-	-	-	-	-	-	1,570
Equity instruments issued other than capital	-	-	-	-	-	-	-	-	-
Other equity	-	-	-	-	-	-	-	-	-
Accumulated other comprehensive income	-	-	-	-	23	-	-	-	23
Retained earnings	-	-	-	-	-	10,868	-	-	10,868
Revaluation reserves	-	-	-	161	-	-	-	-	161
Other reserves	-	-	-	273	-	-	-	-	273
(-) Treasury shares	-	-	(68)	-	-	-	-	-	(68)
Profit or loss attributable to owners of the parent	-	-	-	-	-	817	-	-	817
(-) Interim dividends	-	-	-	-	-	-	-	-	-
Minority interests [Non-controlling interests]	-	-	-	-	-	-	-	-	-
Total equity	1,907	1,570	(68)	434	23	11,685	-	-	15,551

Appendix 1 - Supplementary forms required by local regulation (continued)

Form "Income statement"

(in HRK million)

	GROUP		BANK	
	2020	2019	2020	2019
Interest income	2,863	3,101	2,166	2,344
(Interest expense)	(272)	(322)	(142)	(188)
(Expenses on share capital repayable on demand)	-	-	-	-
Dividend income	1	2	40	692
Fee and commission income	1,706	2,020	906	992
(Fee and commission expenses)	(323)	(477)	(208)	(315)
Gains or (-) losses on derecognition of financial assets and liabilities not measured at fair value through profit or loss, net	101	102	69	50
Gains or (-) losses on financial assets and liabilities held for trading, net	206	317	204	309
Gains or (-) losses on non-trading financial assets mandatorily at fair value through profit or loss, net	21	60	14	55
Gains or (-) losses on financial assets and liabilities designated at fair value through profit or loss, net		-		-
Gains or (-) losses from hedge accounting, net	(10)	(1)	-	-
Exchange differences [gain or (-) loss], net	3	11	(14)	(6)
Gains or (-) losses on derecognition of non-financial assets, net		-		-
Other operating income	155	186	54	73
(Other operating expenses)	(368)	(516)	(131)	(223)
Total operating income, net	4,083	4,483	2,958	3,783
(Administrative expenses)	(1,757)	(1,624)	(1,167)	(1,022)
(Payment commitments to resolution funds and deposit guarantee schemes)	(181)	(178)	(143)	(148)
(Depreciation)	(238)	(229)	(175)	(174)
Modification gains or (-) losses, net	(1)	(6)	(1)	(6)
(Provisions or (-) reversal of provisions)	7	(31)	1	(42)
(Impairment or (-) reversal of impairment on financial assets not measured at fair value through profit or loss)	(619)	(345)	(442)	(235)
(Impairment or (-) reversal of impairment of investments in subsidiaries, joint ventures and associates)	-	-	-	-
(Impairment or (-) reversal of impairment on non-financial assets)	(33)	5	(21)	(8)
Negative goodwill recognised in profit or loss	-	-	-	-

Appendix 1 - Supplementary forms required by local regulation (continued)

Form "Income statement" (continued)

(in HRK million)

	GROUP		BANK	
	2020	2019	2020	2019
Share of the profit or (-) loss of investments in subsidiaries, joint ventures and associates accounted for using the equity method	10	11	-	-
Profit or (-) loss from non-current assets and disposal groups classified as held for sale not qualifying as discontinued operations	21	22	24	(2)
Profit or (-) loss before tax from continuing operations	1,292	2,108	1,034	2,146
(Tax expense or (-) income related to profit or loss from continuing operations)	(267)	(370)	(217)	(266)
Profit or (-) loss before after from continuing operations	1,025	1,738	817	1,880
Profit or (-) loss after tax from discontinued operations	-	-	-	-
Profit or (-) loss before tax from discontinued operations	-	-	-	-
(Tax expense or (-) income related to discontinued operations)	-	-	-	-
Profit or (-) loss for the year	1,025	1,738	817	1,880
Attributable to minority interest [non-controlling interests]	47	86	-	-
Attributable to owners of the parent	978	1,652	817	1,880

The income statement form is prepared in accordance with the CNB Decision on the Structure and Content of Annual Financial Statements for Banks.

Appendix 1 - Supplementary forms required by local regulation (continued)

Form "Income statement" (continued)

	(in HRK million)			
	GROUP		BANK	
	2020	2019	2020	2019
Net profit for the year	1,025	1,738	817	1,880
Other comprehensive income	-	-	-	-
Items that will not be reclassified to profit or loss	146	24	73	14
Tangible assets	171	-	83	-
Intangible assets	-	-	-	-
Actuarial gains (losses) on defined benefit pensions plans	-	-	-	-
Non-current assets and disposal groups classified as held for sale	-	-	-	-
Share of other recognized revenues and costs from entities accounted by equity method	-	-	-	-
Fair value changes of equity instruments measured at fair value through other comprehensive income	7	29	5	17
Gains or (-) losses from hedge accounting of equity instruments at fair value through other comprehensive income, net	-	-	-	-
Fair value changes of equity instruments measured at fair value through other comprehensive income [hedged item]	-	-	-	-
Fair value changes of equity instruments measured at fair value through other comprehensive income [hedging instrument]	-	-	-	-
Fair value changes of financial liabilities at fair value through profit or loss attributable to changes in their credit risk	-	-	-	-
Income tax relating to items that will not be reclassified	(32)	(5)	(15)	(3)
Items that are or may be reclassified to profit or loss	22	7	(14)	4
Hedge of net investments in foreign operations [effective portion]	-	-	-	-
Foreign currency translation	38	7	-	-
Cash flow hedges [effective portion]	-	-	-	-
Hedging instruments [not designated elements]	-	-	-	-
Debt instruments at fair value through other comprehensive income	(21)	-	(17)	(5)
Non-current assets and disposal groups held for sale	-	-	-	-

Appendix 1 - Supplementary forms required by local regulation (continued)

Form "Income statement" (continued)

(in HRK million)

	GROUP		BANK	
	2020	2019	2020	2019
Share of other recognised income and expense of Investments in subsidiaries, joint ventures and associates	-	-	-	-
Income tax relating to items that may be reclassified to profit or (-) loss	5	-	3	1
Total comprehensive income for the year	1,193	1,769	876	1,890
Attributable to:				
Equity holders of the Bank	1,127	1,665	876	1,890
Non-controlling interests	66	104	-	-
	1,193	1,769	876	1,890

Appendix 1 - Supplementary forms required by local regulation (continued)**Income statement reconciliation for the year ended 31 December 2020****Group**

Per IFRS

(in HRK million)

	Interest income	Interest expense	Fee and commission on income	Fee and commission expense	Dividend income	Net trading income/(expense) and net gains/(losses) on translation of monetary assets and liabilities	Fair value adjustment in hedge accounting	Other operating income	Net impairment loss on loans and advances to customers	Other impairment losses and provisions	Personnel expenses	Depreciation and amortization	Other operating expenses	Share of profits from associates	Income tax expense	Profit for the year
CNB schedules																
Interest income	2,863	-	-	-	-	-	-	-	-	-	-	-	-	-	-	2,863
(Interest expense)	-	(272)	-	-	-	-	-	-	-	-	-	-	-	-	-	(272)
(Expenses on share capital repayable on demand)	-	-	-	-	-	-	-	-	-	-	-	-	-	-	-	-
Dividend income	-	-	-	-	1	-	-	-	-	-	-	-	-	-	-	1
Fee and commission income	-	-	1,706	-	-	-	-	-	-	-	-	-	-	-	-	1,706
(Fee and commission expenses)	-	-	-	(323)	-	-	-	-	-	-	-	-	-	-	-	(323)
Gains or (-) losses on de-recognition of financial assets and liabilities not measured at fair value through profit or loss, net	-	-	-	-	-	-	-	-	-	-	-	-	101	-	-	101
Gains or (-) losses on financial assets and liabilities held for trading, net	-	-	-	-	-	206	-	-	-	-	-	-	-	-	-	206
Gains or (-) losses on non-trading financial assets mandatorily at fair value through profit or loss, net	-	-	-	-	-	21	-	-	-	-	-	-	-	-	-	21

Appendix 1 - Supplementary forms required by local regulation (continued)
Income statement reconciliation for the year ended 31 December 2020 (continued)
Group

	Per IFRS													(in HRK million)		
	Interest income	Interest expense	Fee and commission income	Fee and commission expense	Dividend income	Net trading income/(expense) and net gains/(losses) on translation of monetary assets and liabilities	Fair value adjustment in hedge accounting	Other operating income	Net impairment loss on loans and advances to customers	Other impairment losses and provisions	Personnel expenses	Depreciation and amortization	Other operating expenses	Share of profits from associates	Income tax expense	Profit for the year
CNB schedules																
Gains or (-) losses on financial assets and liabilities designated at fair value through profit or loss, net	-	-	-	-	-	-	-	-	-	-	-	-	-	-	-	-
Gains or (-) losses from hedge accounting, net	-	-	-	-	-	-	(10)	-	-	-	-	-	-	-	-	(10)
Exchange differences [gain or (-) loss], net	-	-	-	-	-	3	-	-	-	-	-	-	-	-	-	3
Gains or (-) losses on derecognition of non-financial assets, net	-	-	-	-	-	-	-	-	-	-	-	-	-	-	-	-
Other operating income	-	-	-	-	-	-	-	89	-	-	-	-	66	-	-	155
(Other operating expenses)	-	-	-	-	-	-	-	-	-	-	-	(368)	-	-	-	(368)
Total operating income, net	2,863	(272)	1,706	(323)	1	230	(10)	89	-	-	-	-	(201)	-	-	4,083
(Administrative expenses)	-	-	-	-	-	-	-	-	-	-	(1,043)	-	(714)	-	-	(1,757)
(Payment commitments to resolution funds and deposit guarantee schemes)	-	-	-	-	-	-	-	-	-	-	-	-	(181)	-	-	(181)
(Depreciation)	-	-	-	-	-	-	-	-	-	-	(238)	-	-	-	-	(238)
Modification gains or (-) losses, net	-	-	-	-	-	-	-	-	(1)	-	-	-	-	-	-	(1)
(Provisions or (-) reversal of provisions)	-	-	-	-	-	-	-	-	-	7	-	-	-	-	-	7

Appendix 1 - Supplementary forms required by local regulation (continued)**Income statement reconciliation for the year ended 31 December 2020 (continued)**

Group	Per IFRS														(in HRK million)	
	Interest income	Interest expense	Fee and commission income	Fee and commission expense	Dividend income	Net trading income/(expense) and net gains/(losses) on translation of monetary assets and liabilities	Fair value adjustment in hedge accounting	Other operating income	Net impairment loss on loans and advances to customers	Other impairment losses and provisions	Personnel expenses	Depreciation and amortization	Other operating expenses	Share of profits from associates	Income tax expense	Profit for the year
CNB schedules																
(Impairment or (-) reversal of impairment on financial assets not measured at fair value through profit or loss)	23	2	-	-	-	-	-	-	(572)	(41)	-	-	(31)	-	-	(619)
(Impairment or (-) reversal of impairment of investments in subsidiaries, joint ventures and associates)	-	-	-	-	-	-	-	-	-	-	-	-	-	-	-	-
(Impairment or (-) reversal of impairment on non-financial assets)	-	-	-	-	-	-	-	(33)	-	-	-	-	-	-	-	(33)
Negative goodwill recognised in profit or loss	-	-	-	-	-	-	-	-	-	-	-	-	-	-	-	-
Share of the profit or (-) loss of investments in subsidiaries, joint ventures and associates accounted for using the equity method	-	-	-	-	-	-	-	-	-	-	-	-	-	10	-	10
Profit or (-) loss from non-current assets and disposal groups classified as held for sale not qualifying as discontinued operations	-	-	-	-	-	-	-	21	-	-	-	-	-	-	-	21

Appendix 1 - Supplementary forms required by local regulation (continued)

Income statement reconciliation for the year ended 31 December 2020 (continued)

Group	Per IFRS														(in HRK million)	
	Interest income	Interest expense	Fee and commission income	Fee and commission expense	Dividend income	Net trading income/(expense) and net gains/(losses) on translation of monetary assets and liabilities	Fair value adjustment in hedge accounting	Other operating income	Net impairment loss on loans and advances to customers	Other impairment losses and provisions	Personnel expenses	Depreciation and amortization	Other operating expenses	Share of profits from associates	Income tax expense	Profit for the year
CNB schedules																
Profit or (-) loss before tax from continuing operations	2,886	(270)	1,706	(323)	1	230	(10)	77	(573)	(34)	(1,043)	(238)	(1,127)	10	-	1,292
(Tax expense or (-) income related to profit or loss from continuing operations)	-	-	-	-	-	-	-	-	-	-	-	-	-	-	(267)	(267)
Profit or (-) loss after tax from continuing operations	2,886	(270)	1,706	(323)	1	230	(10)	77	(573)	(34)	(1,043)	(238)	(1,127)	10	(267)	1,025
Profit or (-) loss after tax from discontinued operations	-	-	-	-	-	-	-	-	-	-	-	-	-	-	-	-
Profit or (-) loss before tax from discontinued operations	-	-	-	-	-	-	-	-	-	-	-	-	-	-	-	-
(Tax expense or (-) income related to discontinued operations)	-	-	-	-	-	-	-	-	-	-	-	-	-	-	-	-
Profit or (-) loss for the year	2,886	(270)	1,706	(323)	1	230	(10)	77	(573)	(34)	(1,043)	(238)	(1,127)	10	(267)	1,025

Appendix 1 - Supplementary forms required by local regulation (continued)

Income statement reconciliation for the year ended 31 December 2020 (continued)

Bank	Per IFRS													(in HRK million)	
	Interest income	Interest expense	Fee and commission income	Fee and commission expense	Dividend income	Net trading income/(expense) and net gains/(losses) on translation of monetary assets and liabilities	Other operating income	Net impairment loss on loans and advances to customers	Other impairment losses and provisions	Personnel expenses	Depreciation and amortization	Other operating expenses	Share of profits from associates	Income tax expense	Profit for the year
CNB schedules															
Interest income	2,166	-	-	-	-	-	-	-	-	-	-	-	-	-	2,166
(Interest expense)	-	(142)	-	-	-	-	-	-	-	-	-	-	-	-	(142)
(Expenses on share capital repayable on demand)	-	-	-	-	-	-	-	-	-	-	-	-	-	-	-
Dividend income	-	-	-	-	40	-	-	-	-	-	-	-	-	-	40
Fee and commission income	-	-	906	-	-	-	-	-	-	-	-	-	-	-	906
(Fee and commission expenses)	-	-	-	(208)	-	-	-	-	-	-	-	-	-	-	(208)
Gains or (-) losses on de-recognition of financial assets and liabilities not measured at fair value through profit or loss, net	-	-	-	-	-	-	14	55	-	-	-	-	-	-	69
Gains or (-) losses on financial assets and liabilities held for trading, net	-	-	-	-	-	204	-	-	-	-	-	-	-	-	204
Gains or (-) losses on non-trading financial assets mandatorily at fair value through profit or loss, net	-	-	-	-	-	14	-	-	-	-	-	-	-	-	14

Appendix 1 - Supplementary forms required by local regulation (continued)
Income statement reconciliation for the year ended 31 December 2020 (continued)
Bank

CNB schedules	Per IFRS											(in HRK million)			
	Interest income	Interest expense	Fee and commission income	Fee and commission expense	Dividend income	Net trading income/(expense) and net gains/(losses) on translation of monetary assets and liabilities	Other operating income	Net impairment loss on loans and advances to customers	Other impairment losses and provisions	Personnel expenses	Depreciation and amortization	Other operating expenses	Share of profits from associates	Income tax expense	Profit for the year
Gains or (-) losses on financial assets and liabilities designated at fair value through profit or loss, net	-	-	-	-	-	-	-	-	-	-	-	-	-	-	-
Gains or (-) losses from hedge accounting, net	-	-	-	-	-	-	-	-	-	-	-	-	-	-	-
Exchange differences [gain or (-) loss], net	-	-	-	-	-	(14)	-	-	-	-	-	-	-	-	(14)
Gains or (-) losses on derecognition of non-financial assets, net	-	-	-	-	-	-	-	-	-	-	-	-	-	-	-
Other operating income	-	-	-	-	-	-	36	18	-	-	-	-	-	-	54
(Other operating expenses)	-	-	-	-	-	-	-	-	-	(131)	-	-	-	-	(131)
Total operating income, net	2,166	(142)	906	(208)	40	204	50	73	-	(131)	-	-	-	-	2,958
(Administrative expenses)	-	-	-	-	-	-	-	(75)	-	(409)	-	(683)	-	-	(1,167)
(Payment commitments to resolution funds and deposit guarantee schemes)	-	-	-	-	-	-	-	-	-	(143)	-	-	-	-	(143)
(Depreciation)	-	-	-	-	-	-	-	-	-	-	(175)	-	-	-	(175)
Modification gains or (-) losses, net	-	-	-	-	-	-	-	-	-	-	-	-	-	-	-
(Provisions or (-) reversal of provisions)	-	-	-	-	-	-	-	-	-	-	-	-	-	-	-

Appendix 1 - Supplementary forms required by local regulation (continued)

Income statement reconciliation for the year ended 31 December 2020 (continued)

Bank

CNB schedules	Per IFRS													(in HRK million)	
	Interest income	Interest expense	Fee and commission income	Fee and commission expense	Dividend income	Net trading income/(expense) and net gains/(losses) on translation of monetary assets and liabilities	Other operating income	Net impairment loss on loans and advances to customers	Other impairment losses and provisions	Personnel expenses	Depreciation and amortization	Other operating expenses	Share of profits from associates	Income tax expense	Profit for the year
(Impairment or (-) reversal of impairment on financial assets not measured at fair value through profit or loss)	22	2	-	-	-	-	-	(413)	(40)	-	-	(13)	-	-	(442)
(Impairment or (-) reversal of impairment of investments in subsidiaries, joint ventures and associates)	-	-	-	-	-	-	-	-	-	-	-	-	-	-	-
(Impairment or (-) reversal of impairment on non-financial assets)	-	-	-	-	-	-	(21)	-	-	-	-	-	-	-	(21)
Negative goodwill recognised in profit or loss	-	-	-	-	-	-	-	-	-	-	-	-	-	-	-
Share of the profit or (-) loss of investments in subsidiaries, joint ventures and associates accounted for using the equity method	-	-	-	-	-	-	-	-	-	-	-	-	-	-	-
Profit or (-) loss from non-current assets and disposal groups classified as held for sale not qualifying as discontinued operations	-	-	-	-	-	-	24	-	-	-	-	-	-	-	24

Appendix 1 - Supplementary forms required by local regulation (continued)

Income statement reconciliation for the year ended 31 December 2020 (continued)

Bank	Per IFRS													(in HRK million)	
	Interest income	Interest expense	Fee and commission income	Fee and commission expense	Dividend income	Net trading income/(expense) and net gains/(losses) on translation of monetary assets and liabilities	Other operating income	Net impairment loss on loans and advances to customers	Other impairment losses and provisions	Personnel expenses	Depreciation and amortization	Other operating expenses	Share of profits from associates	Income tax expense	Profit for the year
CNB schedules															
Profit or (-) loss before tax from continuing operations	2,188	(140)	906	(208)	40	204	53	(415)	(40)	(683)	(175)	(696)	-	-	1,034
(Tax expense or (-) income related to profit or loss from continuing operations)	-	-	-	-	-	-	-	-	-	-	-	-	-	(217)	(217)
Profit or (-) loss after tax from continuing operations	2,188	(140)	906	(208)	40	204	53	(415)	(40)	(683)	(175)	(696)	-	(217)	817
Profit or (-) loss after tax from discontinued operations	-	-	-	-	-	-	-	-	-	-	-	-	-	-	-
Profit or (-) loss before tax from discontinued operations	-	-	-	-	-	-	-	-	-	-	-	-	-	-	-
(Tax expense or (-) income related to discontinued operations)	-	-	-	-	-	-	-	-	-	-	-	-	-	-	-
Profit or (-) loss for the year	2,188	(140)	906	(208)	40	204	53	(415)	(40)	(683)	(175)	(696)	-	(217)	1,034

Appendix 1 - Supplementary forms required by local regulation (continued)

Form "Cash flow statement"

	(in HRK million)			
	GROUP		BANK	
	2020	2019	2020	2019
Cash flow from operating activities				
Profit/(loss) before tax	1,292	2,108	1,034	2,146
Adjustments:				
Impairment losses	645	371	462	285
Depreciation and amortization	239	229	175	174
Unrealised (gains)/losses on securities at fair value through profit or loss	44	3	50	2
(Gains)/losses from sale of tangible assets	(21)	(34)	(25)	(1)
Other (gains)/losses	1	6	1	6
Changes in assets and liabilities due to operating activities				
Deposits with the Croatian National Bank	(1,054)	530	865	(202)
Deposits with banking institutions and loans to financial institutions	(418)	1,868	(266)	2,126
Loans to other clients	(4,404)	(3,528)	(4,205)	(1,590)
Securities and other financial instruments at FVOCI	(292)	(878)	(630)	(1,364)
Securities and other financial instruments held for trading	111	(595)	102	(592)
Securities and other financial instruments at fair value through profit or loss which are not actively traded	-	-	-	-
Securities and other financial instruments mandatorily at FVTPL	(60)	43	(41)	29
Securities and other financial instruments at amortised cost	62	92	72	158
Other operating assets	(2,063)	(3,089)	(2,105)	(3,281)
Financial institutions deposits	89	(45)	552	198
Other clients demand deposits	8,297	4,743	5,352	4,100
Other clients savings deposits	3,959	3,396	3,957	3,291
Other clients term deposits	(2,670)	(4,199)	(2,043)	(4,540)
Derivative financial liabilities and other liabilities held for trading	88	110	23	(2)
Other liabilities	(160)	175	89	220
Interest received	2,889	3,149	2,180	2,387
Dividends received	-	-	-	-
Interest paid	(479)	(384)	(329)	(247)
(Income tax paid)	(386)	(169)	(273)	(75)
Net inflow/(outflow) of cash from operating activities	5,709	3,902	4,997	3,228

Appendix 1 - Supplementary forms required by local regulation (continued)

Form "Cash flow statement" (continued)

	(in HRK million)			
	GROUP		BANK	
	2020	2019	2020	2019
Investing activities				
Cash receipts from/(payments to acquire) tangible and intangible assets	(212)	(373)	(134)	(236)
Cash receipts from the disposal of/(payments for the investment in) subsidiaries, associates and joint ventures	-	-	-	-
Cash receipts from sales of/(cash payments to acquire) securities and other financial instruments held until maturity	-	-	-	-
Dividends received	1	2	40	692
Other receipts from/(payments for) investments	-	-	-	-
Net cash flow from investing activities	(211)	(371)	(94)	456
Financing activities	5,498	3,531	4,903	3,684
Net increase/(decrease) in received loans	186	1,282	76	504
Net increase/(decrease) in issued debt securities	-	-	-	-
Net increase/(decrease) in subordinated and hybrid instruments	-	-	-	-
Proceeds from issue of share capital	-	-	-	-
(Dividends paid)	-	(1,417)	-	(1,380)
Other proceeds/(payments) from financing activities	-	-	-	-
Net cash flow from financing activities	186	(135)	76	(876)
Net increase/(decrease) in cash and cash equivalents	5,684	3,396	4,979	2,808
Cash and cash equivalents at the beginning of the year	26,234	22,839	21,407	18,600
Effect of foreign exchange differences on cash and cash equivalents	(39)	(1)	(39)	(1)
Cash and cash equivalents at the end of the year	31,879	26,234	26,347	21,407

Appendix 1 - Supplementary forms required by local regulation (continued)

Cash flow statement reconciliation for the year ended 31 December 2020

	(in HRK million)					
	GROUP			BANK		
	CNB sched- ules	per IFRS	Differ- ences	CNB sched- ules	per IFRS	Differ- ences
Cash flow from operating activities						
Profit before income tax	1,292	1,292	-	1,034	1,034	-
Impairment losses on loans and advances to customers	-	573	573	-	415	415
Other impairment losses and provisions	-	34	34	-	40	40
Impairment losses	645	-	(645)	462	-	(462)
Gain on disposal of property and equipment and intangible assets	(21)	(21)	-	(25)	(25)	-
Depreciation and amortisation	239	238	(1)	175	175	-
Net losses from securities at fair value through profit or loss	44	-	(44)	50	8	(42)
Share of profits from associates	-	(10)	(10)	-	-	-
Net interest income	-	(2,616)	(2,616)	-	(2,048)	(2,048)
Net gain on disposal of associate	-	-	-	-	-	-
Net gain/loss on disposal of securities not measured at FVTPL	-	(32)	(32)	-	(14)	(14)
Dividend income	-	(1)	(1)	-	(40)	(40)
Other gains/(losses)	1	-	(1)	1	-	(1)
Cash flow from operating activities before changes in operating assets	2,200	(543)	(2,743)	1,697	(455)	(2,152)
(Increase)/decrease in operating assets						
Balances with the Croatian National Bank	(1,054)	866	1,920	865	866	1
Loans and advances to banks	(418)	(920)	(502)	(266)	(69)	197
Loans and advances to customers	(4,404)	(5,158)	(754)	(4,205)	(4,426)	(221)
Financial assets at FVTPL and FVOCI	-	77	77	-	(369)	(369)
Securities and other financial instruments at FVOCI	(292)	-	292	(630)	-	630
Securities and other financial instruments held for trading	111	-	(111)	102	-	(102)
Securities and other financial instruments mandatorily at FVTPL	-	-	-	-	-	-
Securities and other financial instruments at amortised cost	(60)	-	60	(41)	-	41

Appendix 1 - Supplementary forms required by local regulation (continued)

Cash flow statement reconciliation for the year ended 31 December 2020 (continued)

	(in HRK million)					
	GROUP			BANK		
	CNB sched- ules	per IFRS	Differ- ences	CNB sched- ules	per IFRS	Differ- ences
Other assets	(2,063)	7	2,070	(2,105)	112	2,217
Net (increase)/decrease in operating assets	(8,118)	(5,128)	2,990	(6,208)	(3,886)	2,322
Increase/(decrease) in operating liabilities						
Current accounts and deposits from banks	89	3	(86)	552	467	(85)
Current accounts and deposits from customers	-	9,896	9,896	-	7,519	7,519
Other clients demand deposits	8,297	-	(8,297)	5,352	-	(5,352)
Other clients savings deposits	3,959	-	(3,959)	3,957	-	(3,957)
Other clients term deposits	(2,670)	-	2,670	(2,043)	-	2,043
Derivative financial liabilities and other liabilities held for trading	88	-	(88)	23	-	(23)
Other liabilities	139	(573)	(712)	89	(244)	(333)
Net increase/(decrease) in operating liabilities	9,902	9,326	(576)	7,930	7,742	(188)
Interest received	2,889	2,889	-	2,180	2,180	-
Interest paid	(479)	(479)	-	(329)	(329)	-
Dividends received	-	13	13	-	40	40
Net cash flow from operating activities	6,394	6,078	(316)	5,270	5,292	22
(Income tax paid)	(386)	(386)	-	(273)	(273)	-
Net inflow/(outflow) of cash from operating activities	6,008	5,692	(316)	4,997	5,019	22
Investing activities			-			-
Purchase of property and equipment and intangible assets	(212)	(259)	(47)	(134)	(203)	(69)
Disposal of property and equipment and intangible assets	-	100	100	-	81	81
Cash paid from sale of non-current assets held for sale	-	21	21	-	24	24
Dividends received	1	-	(1)	40	-	(40)
Other receipts from/(payments for) investments	-	-	-	-	-	-

Appendix 1 - Supplementary forms required by local regulation (continued)

Cash flow statement reconciliation for the year ended 31 December 2020 (continued)

(in HRK million)

	GROUP			BANK		
	CNB sched- ules	per IFRS	Differ- ences	CNB sched- ules	per IFRS	Differ- ences
Net cash flow from investing activities	(211)	(138)	73	(94)	(98)	(4)
Financing activities						
Dividends paid	-	-	-	-	-	-
Increase in interest-bearing borrowings	(113)	242	355	76	145	69
Cash paid for IFRS 16 leases		(112)	(112)		(87)	
Net cash flow from financing activities	(113)	130	243	76	58	(18)
Net increase/(decrease) in cash and cash equivalents	5,684	5,684	-	4,979	4,979	-
Cash and cash equivalents as at 1 January	26,234	26,234	-	21,407	21,407	-
Effect of exchange rate fluctuations on cash held	(39)	(39)	-	(39)	(39)	-
Cash and cash equivalents at the end of the year	31,879	31,879	-	26,347	26,347	-

Appendix 1 - Supplementary forms required by local regulation (continued)

Form "Statement of changes in equity"

Group

Per IFRS

(in HRK million)

CNB schedules	Per IFRS													Total
	Capital	Share premium	Equity instruments issued other than Capital	Other equity	Accumulated other comprehensive income	Retained earnings	Revaluation reserves	Other reserves	(-) Treasury shares	Profit or (-) loss attributable to owners of the parent	(-) Interim dividends	Accumulated Other Comprehensive Income	Other items	
Balance at 1 January 2020	1,907	1,570	-	-	92	10,991	201	(18)	(76)	1,652	-	7	1,096	17,422
Dividends	-	-	-	-	-	-	-	-	-	-	-	-	-	-
Purchase/sales of treasury shares	-	-	-	-	-	-	-	-	-	-	-	-	-	-
Share based payments	-	-	-	-	-	-	-	(1)	6	-	-	-	-	5
Transfers among components of equity	-	-	-	-	-	1,708	-	(62)	-	(1,652)	-	-	-	(6)
Other increase or (-) decrease in equity	-	-	-	-	(43)	56	(2)	-	-	-	-	-	-	11
Total comprehensive income for the year	-	-	-	-	(8)	-	128	28	-	978	-	19	47	1,192
Balance at 31 December 2020	1,907	1,570	-	-	41	12,755	327	(53)	(70)	978	-	26	1,143	18,624

Appendix 1 - Supplementary forms required by local regulation (continued)

Form "Statement of changes in equity" (continued)

Group

Per IFRS

(in HRK million)

CNB schedules	Per IFRS													Total
	Capital	Share premium	Equity instruments issued other than Capital	Other equity	Accumulated other comprehensive income	Retained earnings	Revaluation reserves	Other reserves	(-) Treasury shares	Profit or (-) loss attributable to owners of the parent	(-) Interim dividends	Accumulated Other Comprehensive Income	Other items	
Balance at 1 January 2019	1,907	1,570	-	-	82	10,687	210	(25)	(76)	1,681	-	(11)	1,045	17,070
Dividends	-	-	-	-	-	-	-	-	-	(1,380)	-	-	(37)	(1,417)
Equity increase or (-) decrease resulting from business combinations	-	-	-	-	-	-	-	-	-	-	-	-	-	-
Transfers among components of equity	-	-	-	-	-	303	(4)	2	-	(301)	-	-	-	-
Other increase or (-) decrease in equity	-	-	-	-	-	1	(3)	1	-	-	-	-	2	1
Total comprehensive income for the year	-	-	-	-	10	-	(2)	4	-	1,652	-	18	86	1,768
Balance at 31 December 2019	1,907	1,570	-	-	92	10,991	201	(18)	(76)	1,652	-	7	1,096	17,422

Appendix 1 - Supplementary forms required by local regulation (continued)

Form "Statement of changes in equity"

Bank

Per IFRS

(in HRK million)

CNB schedules	Capital	Share premium	Equity instruments issued other than Capital	Other equity	Accumulated other comprehensive income	Retained earnings	Revaluation reserves	Other reserves	(-) Treasury shares	Profit or (-) loss attributable to owners of the parent	(-) Interim dividends	Accumulated Other Comprehensive Income	Other items	Total
Balance at 1 January 2020	1,907	1,570	-	-	69	8,944	91	276	(76)	1,880	-	-	-	14,661
Dividends	-	-	-	-	-	-	-	-	-	-	-	-	-	-
Purchase/sales of treasury shares	-	-	-	-	-	-	-	(1)	4	-	-	-	-	3
Share based payments	-	-	-	-	-	-	-	(2)	4	-	-	-	-	2
Transfers among components of equity	-	-	-	-	-	1,880	-	-	-	(1,880)	-	-	-	-
Other increase or (-) decrease in equity	-	-	-	-	(35)	44	-	-	-	-	-	-	-	9
Reclassification of financial instruments from equity to liability	-	-	-	-	(11)	-	70	-	-	817	-	-	-	876
Balance at 31 December 2020	1,907	1,570	-	-	23	10,868	161	273	(68)	817	-	-	-	15,551

Appendix 1 - Supplementary forms required by local regulation (continued)**Form "Statement of changes in equity" (continued)**

Bank	Per IFRS												(in HRK million)	
	Capital	Share premium	Equity instruments issued other than Capital	Other equity	Accumulated other comprehensive income	Retained earnings	Revaluation reserves	Other reserves	(-) Treasury shares	Profit or (-) loss attributable to owners of the parent	(-) Interim dividends	Accumulated Other Comprehensive Income	Other items	Total
CNB schedules														
Balance at 1 January 2019	1,907	1,570	-	-	59	8,939	96	276	(76)	1,380	-	-	-	14,151
Dividends	-	-	-	-	-	-	-	-	-	(1,380)	-	-	-	(1,380)
Equity increase or (-) decrease resulting from business combinations	-	-	-	-	-	-	-	-	-	-	-	-	-	-
Transfers among components of equity	-	-	-	-	-	5	(5)	-	-	-	-	-	-	-
Other increase or (-) decrease in equity	-	-	-	-	-	-	-	-	-	-	-	-	-	-
Total comprehensive income for the year	-	-	-	-	10	-	-	-	-	1,880	-	-	-	1,890
Balance at 31 December 2019	1,907	1,570	-	-	69	8,944	91	276	(76)	1,880	-	-	-	14,661

Appendix 1 - Supplementary forms required by local regulation (continued)

Main differences between statutory financial report and supplementary forms required by local regulation

The main differences between the Statements of financial position captions disclosed in the statutory financial statements, and those prescribed by the CNB Decision relate to the following categories:

- Loans and advances are separated to customers and banks in statutory financial statements, while in CNB schedule there is only aggregated category Loans and advances
- Obligatory reserve is disclosed within Balances with CNB in statutory financial statements and within Loans and advances in CNB schedule

The main differences between the Income statement captions disclosed in the statutory financial statements, and those prescribed by the CNB Decision relate to the following categories:

- Effects arising from unwinding of discount related to loss allowance (“time value”) are disclosed as interest income in statutory financial statements, while in CNB schedule are presented within Impairment of financial assets not measured at fair value.
- Positions Gains or losses on derecognition of financial assets and liabilities not measured at FVTPL, gains or losses on financial assets and liabilities held for trading and gains or losses on non-trading financial assets mandatorily measured at fair value from CNB schedule are disclosed aggregately in statutory financial statements on position Net trading income and translation of monetary assets and liabilities.
- Administrative expenses in CNB schedule contain Personnel expenses and Other operating expenses from statutory financial statements.

Appendix 2 - Supplementary financial statements in EUR (unaudited)**Income statement***As at 31 December*

(in EUR million)

	GROUP		BANK	
	2020	2019	2020	2019
Interest income calculated using the effective interest method	371	410	286	316
Other interest income	12	12	5	4
Interest expense	(36)	(43)	(19)	(25)
Net interest income	347	379	272	295
Fee and commission income	226	272	120	134
Fee and commission expense	(43)	(64)	(28)	(42)
Net fee and commission income	184	208	93	92
Dividend income	-	-	5	93
Net trading income/(expense) and net gains/(losses) on translation of monetary assets and liabilities	31	52	27	48
Fair value adjustment in hedge accounting	(1)	-	-	-
Other operating income	10	24	7	12
Total operating income	570	663	404	540
Net impairment loss on loans and advances to customers	(76)	(43)	(55)	(35)
Other impairment losses and provisions	(5)	(10)	(5)	(12)
Personnel expenses	(138)	(145)	(91)	(94)
Depreciation and amortization	(32)	(31)	(23)	(23)
Other operating expenses	(150)	(152)	(92)	(86)
Share of profits from associates	1	2	-	-
Profit before income tax	171	284	137	290
Income tax expense	(35)	(50)	(29)	(36)
Profit for the year	136	234	108	254
Attributable to:				
Equity holders of the Bank	130	222	108	254
Non-controlling interests	6	12	-	-
	136	234	108	254

The income statement items were translated from the measurement currency (HRK) to the Euro at the average exchange rate in 2020 (1 EUR = 7.53308 HRK) and in 2019 (1 EUR = 7.413605 HRK).

Appendix 2 - Supplementary financial statements in EUR (unaudited) (continued)

Statement of financial position

As at 31 December

(in EUR million)

Assets	GROUP		BANK	
	2020	2019	2020	2019
Cash and current accounts with banks	3,583	2,774	2,843	2,267
Balances with the Croatian National Bank	535	659	535	659
Financial assets held for trading	168	190	168	190
Derivative financial assets	-	2	-	1
Fair value changes of the hedged items in portfolio hedge of interest rate risk	10	7	-	-
Loans and advances to banks	849	831	707	647
Loans and advances to customers	9,963	9,482	6,789	6,341
Investment securities	1,549	1,534	1,226	1,168
Investments in subsidiaries and associates	9	9	260	264
Intangible assets	42	49	27	35
Property and equipment	237	219	137	131
Investment property	11	8	4	-
Non-current assets held for sale	9	19	2	8
Deferred tax assets	18	19	10	12
Other assets	35	40	17	26
Current tax assets	7	2	1	-
Total assets	17,026	15,844	12,727	11,749

The items of the statement of financial position were translated from the measurement currency (HRK) to the Euro at the closing exchange rates as at 31 December 2020 (1 EUR = 7.536898 HRK) and as at 31 December 2019 (1 EUR = 7.442580 HRK).

Appendix 2 - Supplementary financial statements in EUR (unaudited) (continued)

Statement of financial position (continued)

As at 31 December

(in EUR million)

Liabilities	GROUP		BANK	
	2020	2019	2020	2019
Current accounts and deposits from banks	245	241	291	225
Current accounts and deposits from customers	13,197	12,077	9,706	8,853
Derivative financial liabilities	31	20	3	-
Fair value changes of the hedged items in portfolio hedge of interest rate risk	-	-	-	-
Interest-bearing borrowings and other financial liabilities	747	731	479	476
Other liabilities	214	297	101	133
Accrued expenses and deferred income	36	42	15	20
Provisions for liabilities and charges	73	72	64	60
Deferred tax liabilities	13	11	5	4
Current tax liability	-	12	-	8
Total liabilities	14,555	13,503	10,664	9,779
Equity				
Share capital	250	250	250	250
Share premium	206	206	206	206
Treasury shares	(9)	(10)	(9)	(10)
Other reserves	197	200	58	61
Fair value reserve	5	12	3	9
Retained earnings	1,828	1,699	1,555	1,454
Merger reserve	(161)	(164)	-	-
Total equity attributable to equity holders of the Bank	2,317	2,193	2,063	1,970
Non-controlling interests	155	148	-	-
Total equity	2,472	2,341	2,063	1,970
Total liabilities and equity	17,026	15,844	12,727	11,749

The items of the statement of financial position were translated from the measurement currency (HRK) to the Euro at the closing exchange rates as at 31 December 2020 (1 EUR = 7.536898 HRK) and as at 31 December 2019 (1 EUR = 7.442580 HRK).

Appendix 3 – Other legal and regulatory requirements

The Bank in accordance with Article 164 of the Credit Institutions Act, publishes the following information:

The Bank and the Group are providing the following banking services and core and ancillary financial services:

- acceptance of deposits or other repayable funds from the public and the approval of loans out of such funds, for its own account;
- acceptance of deposits or other repayable funds;
- lending, including consumer credit, mortgage credit and, where permitted by a special law, financing of commercial transactions, including export financing based on the purchase at a discount without recourse of noncurrent, non-matured receivables collateralised with a financial instrument (forfeiting);
- repurchase of receivables with or without recourse (factoring);
- financial and operating leasing;
- issuance of guarantees or other commitments;
- trading for own account or for the account of clients in: money market instruments; transferable securities; foreign exchange, including currency exchange transactions; financial futures and options; exchange and interest-rate instruments;
- payment services, in accordance with special laws;
- credit reference services, such as collection, analysis and provision of information on the creditworthiness of legal and natural persons that conduct their business independently;
- issuing and administering other means of payment, if the provision of such services is not considered the provision of money transmission services in the country and abroad;
- safe custody services;
- money broking;
- activities related to the sale of insurance policies in accordance with the law governing insurance;
- advice on capital structure, industrial strategy and related matters, and advice and services relating to mergers and the purchase of shareholdings;
- investment and ancillary services and activities prescribed by a special act governing the capital market that are not included in the previously listed core financial services;
- issuance of electronic money;
- property transaction services, real estate valuation, financial and technical supervision over the construction of real estate;
- compulsory pension fund management.

The Group operates on markets in Croatia, Slovenia and Bosnia and Herzegovina.

	Croatia	Bosnia and Herzegovina	Slovenia
Total revenue	4,339	343	498
Profit before tax	1,093	87	112
Income tax	283	12	20
The number of workers on the basis of equivalent full working time in 2020	3,443	506	685